TDG

MnZn FERRITE CORE

锰锌产品

地址 ADD：中国浙江省海宁市经济开发区双联路 129 号
No.129 Shuanglian Rd, Economic Development Zone, Haining, Zhejiang, China
电话 TEL：+86-573-8768 3593
传真 FAX：+86-573-8768 9999

线上商城　微信公众号

MnZn FERRITE CORE SPECIFICATIONS AND DIMENSIONS

锰锌产品规格与尺寸

TDG 天通控股股份有限公司 TDG HOLDING CO.,LTD.

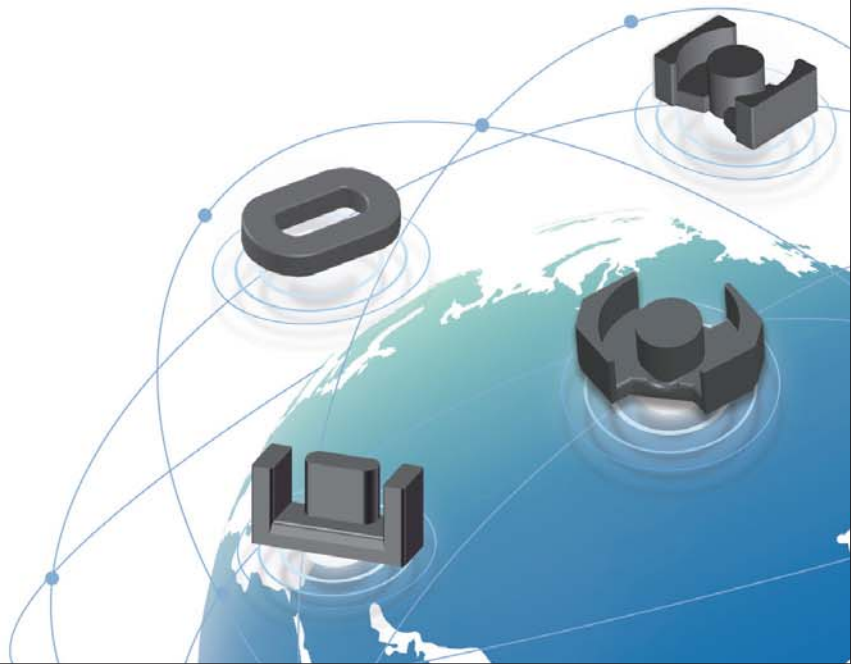

TDG

公司简介

天通控股股份有限公司(证券代码: 600330)创办于1984年，拥有多家控股公司和参股公司，是国内首家由自然人控股的上市公司，是集科研、制造、销售于一体的国家重点高新技术企业。经过产业结构调整，目前天通已形成电子材料、电子部品、智能装备三大业务板块。

公司专业从事软磁材料研发生产近40年，主要研发生产软磁铁氧体、金属粉心和一体成型电感等材料。产品广泛应用于新能源汽车、光充储、5G通讯、数据中心、服务器、智能家居、医疗、消费电子以及航空航天等电子科技领域。

作为全球最大的软磁制造基地之一，公司分别在浙江海宁和安徽六安建立了磁性材料产业基地。

公司始终坚持以客户为中心、以持续研发为驱动，拥有国家企业技术中心，省级重点实验室，省级重点企业研究院，省级工程研究中心，持续为客户创造价值。

TDG (Stock Code: 600330) was founded in 1984, has a number of holding companies and shareholding companies. As the first listed company held by natural person in China. TDG focuses on R&D, manufacturing and sales, and has been recognized by the Chinese government as a national key high-tech enterprise. After structural adjustment, TDG has formed three major business segments: electronic materials, electronic components, and intelligent equipment.

The company specializes in the R&D and production of soft magnetic materials for nearly 40 years. Which shaped our capability to create electronic components from scratch, starting with materials developed in-house. Our products are widely used in electronic technology such as new energy vehicles, optical charging and storage, 5G communications, data centers, servers, smart homes, medical care, consumer electronics, and aerospace.

As one of the largest soft magnetic manufactur in the world, TDG has established magnetic material industrial bases in Haining, Zhejiang and Lu'an, Anhui.

The company always adheres to customer-centricity and continuous innovation as the driving force. With TDG's national enterprise technology center, provincial key laboratory, provincial key enterprise research institute, and provincial engineering research center, we continue to create value for customers.

锰锌制造流程图

MnZn Ferrite Production Process

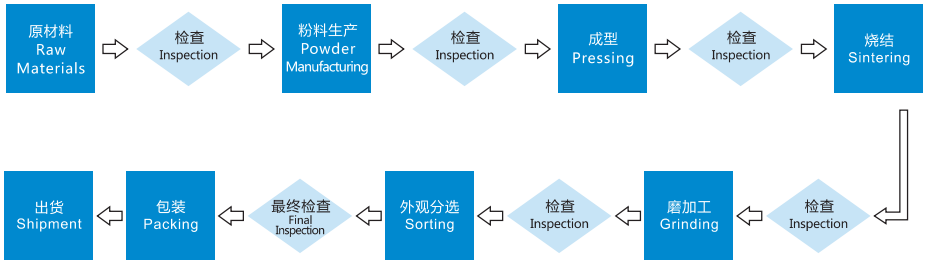

粉料生产
Powder Manufacturing

成型
Pressing

烧结
Sintering

磨加工
Grinding

目　录

第一部分　锰锌功率铁氧体磁心规格与尺寸

Part 1　MnZn Material Specifications and Dimensions

第二部分 锰锌高μ_i铁氧体磁心规格与尺寸

Part 2 MnZn High Permeability Ferrite Cores Specifications and Dimensions

锰锌功率铁氧体磁心规格与尺寸

MnZn Material Specifications and Dimensions

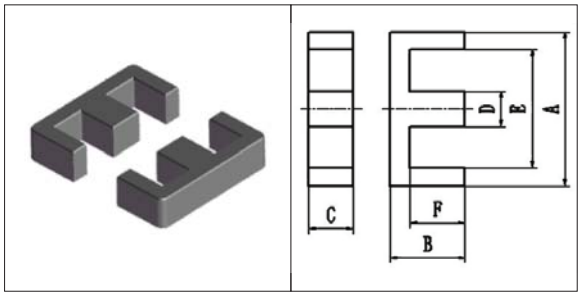

FIG.1

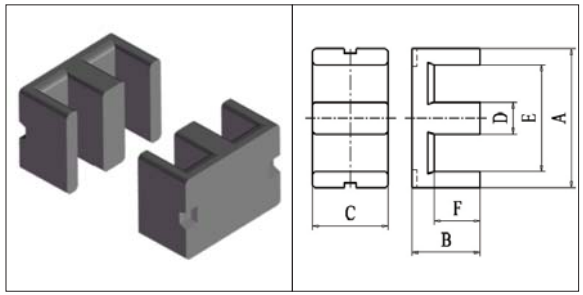

FIG.2

EE 型 / EE Core

型号 TYPE	图例 FIG.	尺寸 Dimensions (mm) A	B	C	D	E	F
EE4.4/2.9/1.3	1	4.45±0.15	1.5±0.05	1.35±0.12	1.2±0.1	3.15±0.1	1±0.05
EE4.8/3.4/1.5	1	4.8+0.15/-0.1	1.7+0.2/-0.1	1.45+0.25/-0.05	1.2±0.1	3.6min	1.1±0.1
EE5/5/2A	1	5.25±0.1	2.65±0.1	1.95±0.1	1.35±0.1	3.8min	2±0.1
EE5.3/5.3/1.6	1	5.25±0.1	2.65±0.075	1.55±0.1	1.35±0.1	3.8min	2±0.075
EE5.8/6.3/2A	1	5.9+0/-0.2	3.2+0/-0.1	2+0.04/-0.1	1.1+0/-0.1	3.85+0.2/-0	2.1+0.15/-0
EE6.25/7/2	1	6.25±0.15	3.65±0.05	2+0/-0.1	1.4+0/-0.1	4.8min	2.9+0.15/-0
EE6.3/6.7/1.2	1	6.3±0.3	3.35±0.1	1.2±0.2	1.75±0.2	4.2min	2.1±0.1
EE6.3/6.7/2.2	1	6.3+0/-0.3	3.35+0/-0.1	2.2+0/-0.1	1.1+0/-0.2	3.9+0.25/-0	2.2+0.2/-0
EE6.3/6/2M	1	6.3+0/-0.25	2.8±0.2	1.9±0.2	1.35±0.15	3.6min	2±0.2
EE8.3/8/2I	1	8.3±0.3	4.2±0.15	2.3±0.15	2+0/-0.3	6.3+0.3/-0.2	3.2±0.15
EE8.3/8/4CQ	1	8.3±0.2	4±0.15	3.6±0.15	2+0/-0.3	6.3±0.2	3±0.1
EE8.3/8/4F	1	8.3±0.2	4.0±0.1	3.9±0.15	2.0+0/-0.3	6.3±0.2	3.0±0.1
EE8.4/10.6/3.9A	1	8.4±0.2	5.3±0.15	3.85±0.15	1.85±0.15	6.2min	4.2±0.15
EE8.5/8.3/2.3	1	8.5±0.3	4.15±0.15	2.3±0.2	1.9±0.2	6.3min	3.15±0.15
EE8.7/8.1/3.9	1	8.7±0.2	4.05±0.1	3.9±0.15	2.15±0.1	6.8+0.3/-0	3.05±0.1
EE9/8/2	1	9±0.25	4±0.1	1.95±0.05	1.9±0.12	5.2±0.13	2.03+0.25/-0
EE9/8.6/2	1	9±0.25	4.3±0.15	1.95±0.1	1.9±0.1	5.2±0.25	2.2±0.15
EE9.3/8.8/2.3	1	9.3±0.15	4.4±0.1	2.3±0.15	2±0.15	6.3±0.15	2.9±0.15
EE9.4/9.6/3.6	1	9.4+0.1/-0.2	4.8±0.2	3.6+0.1/-0.15	1.8±0.1	7.3±0.2	3.65±0.1
EE10/11/5J	1	10.2±0.3	5.5±0.2	4.85±0.15	2.5±0.2	7.5min	4.3±0.2
EE10/11/7	1	10.2±0.3	5.5±0.2	7±0.2	2.5±0.2	7.5min	4.3±0.2

EE 型 / EE Core

型号 TYPE	图例 FIG.	参数 Parameters C1	Ae	Le	Ve	AL(Ref)* TP4A	TPW33	重量(Ref) g /PRS
EE4.4/2.9/1.3	1	5.67	1.32	7.48	9.90	140	150	0.05
EE4.8/3.4/1.5	1	4.78	1.84	8.79	16.20	220	240	0.07
EE5/5/2A	1	4.85	2.60	12.63	32.80	265	295	0.16
EE5.3/5.3/1.6	1	6.1	2.07	12.63	26.1	260	300	0.07
EE5.8/6.3/2A	1	4.85	2.72	13.19	35.9	270	310	0.1
EE6.25/7/2	1	6.78	2.60	17.59	45.70	230	260	0.20
EE6.3/6.7/1.2	1	6.17	2.31	14.27	33.00	210	240	0.18
EE6.3/6.7/2.2	1	4.43	3.0	13.3	39.9	300	340	0.11
EE6.3/6/2M	1	4.01	3.09	12.39	38.30	265	300	0.24
EE8.3/8/2I	1	4.59	4.43	20.34	90.10	350	410	0.40
EE8.3/8/4CQ	1	2.79	7.00	19.51	136.60	555	650	0.82
EE8.3/8/4F	1	2.57	7.58	19.51	147.90	600	710	0.77
EE8.4/10.6/3.9A	1	3.22	7.62	24.50	186.70	530	630	0.94
EE8.5/8.3/2.3	1	4.58	4.44	20.35	90.4	360	450	0.25
EE8.7/8.1/3.9	1	2.64	7.56	19.96	150.9	620	730	0.39
EE9/8/2	1	3.01	5.14	15.47	79.50	350	400	0.54
EE9/8.6/2	1	2.99	5.25	15.70	82.40	340	400	0.60
EE9.3/8.8/2.3	1	3.40	5.73	19.51	111.8	460	550	0.64
EE9.4/9.6/3.6	1	3.22	7.22	23.22	167.6	540	640	0.9
EE10/11/5J	1	2.23	11.81	26.30	310.60	810	980	1.53
EE10/11/7	1	1.54	17.04	26.30	448.20	1200	1450	2.10

*-Al为磁心对应参考值，具体规格以双方签订承认书为准；AL测试条件：1kHz 0.3V 10Ts；AL单位：nH/N2

*-图例仅展示产品形状，具体细节以实物或以双方签订承认书为准。

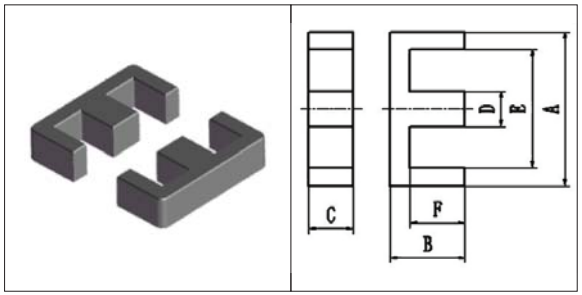

FIG.1

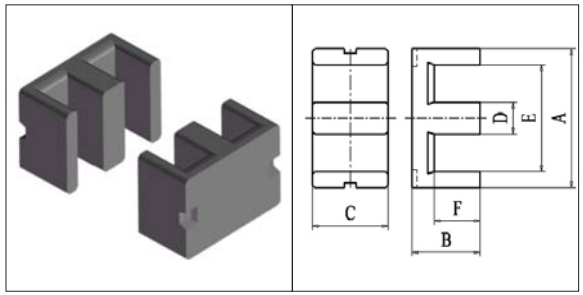

FIG.2

EE 型 / EE Core

型号 TYPE	图例 FIG.	尺寸 Dimensions (mm) A	B	C	D	E	F
EE10.2/8.6/3	1	10.2±0.2	4.3±0.15	3±0.15	3±0.15	7±0.2	2.7±0.15
EE10.5/8.6/3	1	10.5±0.2	4.3±0.15	3±0.15	2.95±0.15	7.35±0.2	2.7±0.15
EE10.6/11.5/5	1	10.6+0.2/-0.15	5.76±0.14	5.05±0.15	2.7±0.1	7.6min	4.4±0.14
EE11/6/8A	1	11±0.3	3±0.15	8±0.2	3±0.2	8min	1.5±0.2
EE11.3/11.3/4.7	1	11.2+0.3/-0.2	5.65±0.15	4.7±0.2	2.4±0.2	8.6min	4.35±0.15
EE11/14/3A	1	11.4±0.3	7.2±0.2	2.8±0.15	2.8±0.1	8.6±0.3	5.7+0.2/-0.1
EE12/12/6.1	1	12±0.25	6.1±0.1	6.1±0.15	4.2±0.15	7.8+0.2/-0.15	4±0.15
EE12.2/22.2/10	1	12.15±0.25	11.1±0.1	10±0.25	4.58±0.15	7.46±0.2	8.81±0.15
EE13/13/6A	1	12.6+0.5/-0.2	6.5+0/-0.4	6+0/-0.5	3.7+0/-0.3	8.9+0.6/-0	4.5+0.3/-0
EE12.5/13/4M	1	12.7±0.4	6.4±0.2	3.6±0.2	3.8+0/-0.3	8.8min	4.5+0.3/-0
EE12.8/24/3C	1	12.8±0.25	12.05±0.15	2.7±0.13	3.65±0.1	8.8±0.25	10.05±0.15
EE12.8/24/3D	1	12.8±0.25	12.05±0.15	3.42±0.13	3.65±0.1	8.8±0.25	10.05±0.15
EE13/13.1/3.8	1	12.95±0.3	6.55±0.1	3.85+0.1/-0.2	3.6±0.15	9.15±0.25	4.5+0.3/-0
EE13/13.4/3.9	1	12.95±0.3	6.7±0.15	3.85±0.15	3.45±0.15	9.3min	4.6±0.15
EE13/12.3/3.1A	1	13±0.3	6.15±0.15	3.1±0.15	3.4±0.2	9.4±0.3	4.35±0.15
EE13/12/6A	1	13.0±0.4	6.05±0.15	5.9±0.3	2.6±0.2	9.8min	4.7±0.2
EE13/12/8A	1	13.0±0.3	6.2±0.2	8.0±0.2	3.0±0.15	9.8min	4.7±0.2
EE13/13/13	1	13.0±0.3	6.6±0.2	13.0±0.2	3.6±0.2	8.5min	4.75±0.2
EE13.1/13/4	1	13.1±0.5	6.4±0.2	3.6±0.2	3.7±0.2	9.2min	4.65±0.3
EE13.2/24.1/2.7	1	13.2±0.25	12.05±0.15	2.7±0.15	3.65±0.1	9.2±0.25	10.05±0.15
EE13.2/24.1/3.4	1	13.2±0.25	12.05±0.15	3.42±0.13	3.65±0.1	9.2±0.25	10.05±0.15

EE 型 / EE Core

型号 TYPE	图例 FIG.	参数 Parameters C1	Ae	Le	Ve	AL(Ref)* TP4A	TPW33	重量(Ref) g /PRS
EE10.2/8.6/3	1	2.10	9.38	19.73	185.10	740	870	1.00
EE10.5/8.6/3	1	2.16	9.28	20.09	186.40	720	850	1.00
EE10.6/11.5/5	1	1.93	13.96	26.98	376.60	940	1150	1.80
EE11/6/8A	1	0.68	23.3	15.87	369.8	215	250	0.94
EE11.3/11.3/4.7	1	2.40	11.54	27.75	320.20	770	920	1.60
EE11/14/3A	1	4.21	7.90	33.27	262.80	480	580	1.23
EE12/12/6.1	1	1.00	25.20	27.00	670.00	1750	2100	3.40
EE12.2/22.2/10	1	0.98	46.26	45.35	2098.00	2240	2800	10.40
EE13/13/6A	1	1.48	19.97	29.61	591.20	1250	1500	2.97
EE12.5/13/4M	1	2.32	12.79	29.69	379.80	820	990	1.89
EE12.8/24/3C	1	4.96	10.36	51.40	532.50	440	550	2.25
EE12.8/24/3D	1	3.92	13.13	51.40	674.80	555	700	2.45
EE13/13.1/3.8	1	2.12	14.15	30.02	424.80	885	1100	2.20
EE13/13.4/3.9	1	2.27	13.48	30.65	413.20	860	1040	2.00
EE13/12.3/3.1A	1	2.65	10.93	28.96	316.50	700	850	2.40
EE13/12/6A	1	1.92	15.90	30.61	486.80	980	1150	1.20
EE13/12/8A	1	1.27	24.00	30.51	732.30	1530	1850	4.10
EE13/13/13	1	0.60	49.58	30.04	1489.40	3000	3650	2.52
EE13.1/13/4	1	2.37	12.70	30.10	382.30	790	960	1.95
EE13.2/24.1/2.7	1	5.02	10.32	51.85	535.00	450	550	2.58
EE13.2/24.1/3.4	1	3.94	13.13	51.80	680.10	550	700	3.40

*-Al为磁心对应参考值，具体规格以双方签订承认书为准；AL测试条件：1kHz 0.3V 10Ts；AL单位：nH/N2

*-图例仅展示产品形状，具体细节以实物或以双方签订承认书为准。

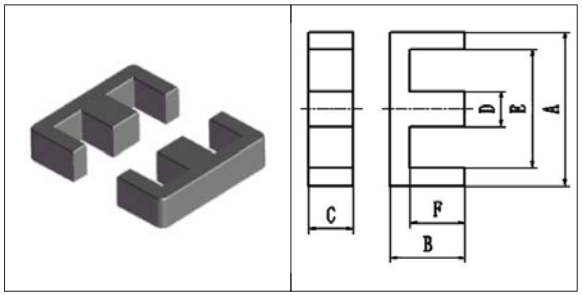

FIG.1

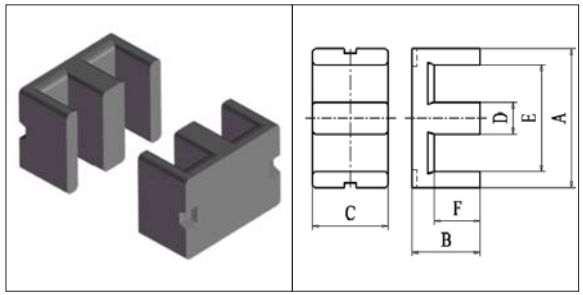

FIG.2

EE 型 / EE Core

型号 TYPE	图例 FIG.	尺寸 Dimensions (mm) A	B	C	D	E	F
EE13.3/14.6/6	1	13.3±0.2	7.3±0.2	6±0.2	2.7±0.2	10min	5.8±0.15
EE13.3/14/10	1	13.3±0.3	7±0.2	9.95±0.15	3.6±0.2	10.2±0.2	5±0.2
EE13.5/13/6B	1	13.5±0.35	6.35±0.15	6±0.2	2.8±0.2	10.6±0.3	4.75±0.15
EE14/7/5CA	1	14.0±0.3	3.5±0.1	5.0±0.15	3±0.3	10.52min	1.9min
EE14/ 7/10B	1	14±0.3	3.5±0.15	10±0.25	3±0.2	11±0.3	2±0.15
EE14/8.2/14A	1	14±0.3	4.1±0.1	14±0.3	3±0.15	11±0.3	2.6±0.15
EE14/17.4/4	1	14±0.3	8.7±0.2	4±0.15	3.6±0.15	10.4±0.3	6.6±0.2
EE14.2/11.8/4.4	1	14.2±0.3	5.9±0.1	4.4+0.1/-0.15	4.4±0.1	9.6min	3.7±0.15
EE14.2/14.7/6	1	14.2+0.2/-0.3	7.35±0.15	6±0.2	2.7±0.2	10.8min	5.85±0.15
EE14.3/11/6.2	1	14.3±0.25	5.5±0.15	6.2±0.15	3±0.15	11min	4.15±0.15
EE15/7/10	1	15±0.3	3.5±0.2	10.2+0.2/-0.4	3.15±0.15	11.7min	2.4±0.15
EE15/38/6A	1	15.1±0.3	19.2±0.2	5.5±0.2	4.0±0.2	10.7±0.3	16.95±0.2
EE15.8/13.8/21.8	2	15.8±0.4	6.9±0.15	21.8±0.4	3.6±0.2	11.4min	4.9±0.15
EE16.1/11.6/4.5	1	16+0.7/-0.5	5.95+0/-0.3	4.7+0/-0.4	4.7+0/-0.3	11.3+0.6/-0	3.45+0.4/-0
EE16.1/15/4.8	1	16+0.5/-0.3	7.5±0.15	4.8±0.2	4+0.2/-0.4	11.8min	5.4±0.15
EE16.1/16.9/8.2	1	16+0.7/-0.5	8.6+0/-0.3	8.4+0/-0.5	4.7+0/-0.3	11.5+0.6/-0	6+0.4/-0
EE16/10/10	1	16.0±0.4	5.0±0.15	10.2+0.2/-0.4	4.15±0.15	11.6min	3.05±0.25
EE16/13/10	1	16±0.3	6.4±0.1	10.2+0.2/-0.3	4.15±0.2	11.7min	4.35±0.2
EE16/14/7	1	16.0±0.3	7.15±0.2	6.8±0.2	3.175±0.175	12.5min	5.5±0.2
EE16/15/5E	1	16±0.4	7.3±0.3	5.1+0/-0.4	4±0.2	11.7min	5.2+0.3/-0
EE16/16/8B	1	16+0.7/-0.5	8.2+0/-0.3	8.4+0/-0.5	4.7+0/-0.3	11.3+0.6/-0	5.7+0.4/-0

EE 型 / EE Core

型号 TYPE	图例 FIG.	参数 Parameters C1	Ae	Le	Ve	AL(Ref)* TP4A	TPW33	重量(Ref) g /PRS
EE13.3/14.6/6	1	2.02	17.45	35.21	614.40	940	1150	3.06
EE13.3/14/10	1	0.93	34.60	32.08	1109.90	1900	2320	5.72
EE13.5/13/6B	1	1.78	17.69	31.47	556.70	1100	1280	2.80
EE14/7/5CA	1	1.35	15.26	20.61	314.50	1210	1450	1.40
EE14/ 7/10B	1	0.70	29.74	20.77	617.7	2300	2750	3.12
EE14/8.2/14A	1	0.55	42.00	23.11	970.7	3300	3800	4.83
EE14/17.4/4	1	2.56	14.9	38.2	569.2	800	1000	1.5
EE14.2/11.8/4.4	1	1.42	19.12	27.17	519.50	1300	1560	2.60
EE14.2/14.7/6	1	2.08	17.46	36.25	633.0	900	1200	1.5
EE14.3/11/6.2	1	1.63	17.94	29.27	525.10	1100	1350	2.80
EE15/7/10	1	0.86	25.58	22.08	564.90	1750	2050	3.30
EE15/38/6A	1	3.50	23.20	81.14	1882.40	680	870	9.30
EE15.8/13.8/21.8	2	0.40	83.92	33.85	2840.60	4680	5700	14.00
EE16.1/11.6/4.5	1	1.43	19.97	28.57	570.50	1290	1560	2.91
EE16.1/15/4.8	1	1.89	19.14	36.23	693.40	1080	1300	3.40
EE16.1/16.9/8.2	1	1.08	36.19	39.04	1412.70	1900	2400	7.80
EE16/10/10	1	0.65	40.38	26.30	1062.00	2800	3300	5.46
EE16/13/10	1	0.76	41.43	31.66	1311.80	2550	3100	6.70
EE16/14/7	1	1.67	21.92	36.71	804.70	1220	1500	4.10
EE16/15/5E	1	1.87	19.08	35.66	680.40	1100	1350	3.42
EE16/16/8B	1	1.03	36.33	37.56	1364.70	1950	2400	6.86

*-Al为磁心对应参考值，具体规格以双方签订承认书为准；AL测试条件：1kHz 0.3V 10Ts；AL单位：nH/N2

*-图例仅展示产品形状，具体细节以实物或以双方签订承认书为准。

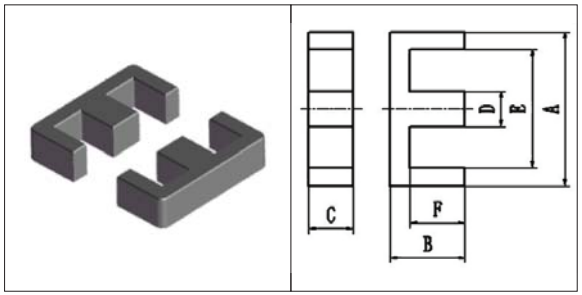

FIG.1

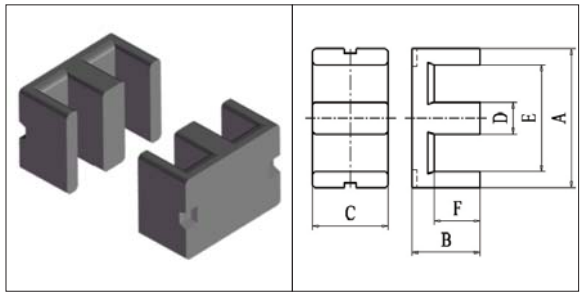

FIG.2

EE 型 / EE Core

型号 TYPE	图例 FIG.	尺寸 Dimensions (mm) A	B	C	D	E	F
EE16.7/14.6/4.7	1	16.7±0.3	7.3±0.3	4.7±0.2	3.9±0.2	12.4min	5.2+0.3/-0
EE16.7/15/5	1	16.7±0.3	7.3±0.3	5.1+0/-0.4	4.0±0.2	12.4min	5.2+0.3/-0
EE16.1/12.7/7.2A	1	16.1±0.3	6.35+0.2/-0.1	7.2±0.2	4.55±0.2	11.4min	3.85+0.2/-0.1
EE16.1/14.4/4.7	1	16.1±0.3	7.2±0.15	4.9+0/-0.4	4±0.2	11.7min	5.2+0.3/-0
EE16.1/21.5/4.2	1	16.1±0.25	10.6+0.3/-0	4.2±0.2	4.4+0/-0.3	11.6min	8.1+0.3/-0
EE16/12/5D	1	16.1±0.6	6.1+0/-0.3	4.7+0/-0.4	4.7+0/-0.3	11.45min	3.8±0.2
EE16/12/7A	1	16.1±0.3	6.0±0.2	7.2±0.2	4.55±0.15	11.3min	3.85±0.15
EE16/16/5D	1	16.1±0.6	8.05±0.15	4.5±0.2	4.55±0.15	11.3min	5.9±0.2
EE16/21/4	1	16.1±0.25	10.5+0.4/-0	4.2±0.2	4.4+0/-0.3	11.6min	8.0+0.4/-0
EE16.1/13.6/4.8	1	16.1±0.3	6.8±0.2	4.8±0.2	4±0.2	11.8min	4.7±0.2
EE16.2/16.1/12.	1	16.2±0.35	8.05±0.2	12.85±0.2	4.55±0.2	11.6min	6.05±0.2
EE16.2/13.6/2.	1	16.2±0.2	6.8±0.2	2.55±0.15	5.2±0.15	11±0.15	4.2±0.15
EE16.3/16.1/4.5A	1	16.3±0.3	8.2+0/-0.3	4.65+0/-0.4	4.65+0/-0.3	11.8min	5.9+0.3/-0.1
EE16.4/18.5/4.5	1	16.35±0.4	9.25±0.2	4.5±0.2	4.5±0.2	11.4min	7.05±0.2
EE16.4/16.7/7.1	1	16.4±0.3	8.35+0.1/-0.15	7.15+0.15/-0.2	4.55+0.15/-0.2	12.1±0.3	6.15+0.15/-0.1
EE16.4/10.1/8A	1	16.4+0.25/-0.3	5.05±0.15	8±0.2	4.5±0.15	12min	3.05±0.15
EE16.5/7.7/16.5	1	16.5±0.25	3.85±0.05	16.5±0.25	3±0.1	13.1±0.2	2.35±0.1
EE16.5/12.2/7.1	1	16.5±0.3	6.1±0.1	7.1±0.15	4.6±0.1	11.5±0.2	3.75±0.1
EE16.5/13/10.3	1	16.5±0.35	6.55±0.1	10.25±0.3	4.6±0.12	11.7+0.35/-0.25	4.2±0.15
EE16.6/7.8/5.2A	1	16.6±0.3	3.9±0.1	5.15±0.2	3.7±0.2	12.5±0.3	1.4±0.15
EE16.6/9.4/10.1	1	16.6±0.2	4.7±0.15	10.1±0.2	4.1±0.1	12.3min	2.7±0.15

EE 型 / EE Core

型号 TYPE	图例 FIG.	参数 Parameters C1	Ae	Le	Ve	AL(Ref)* TP4A	TPW33	重量(Ref) g /PRS
EE16.7/14.6/4.7	1	1.87	19.44	36.3	705.7	1100	1350	1.69
EE16.7/15/5	1	1.87	19.44	36.30	705.70	1100	1350	3.54
EE16.1/12.7/7.2A	1	0.91	33.31	30.15	1004.40	2050	2500	4.33
EE16.1/14.4/4.7	1	1.92	18.47	35.43	654.40	1000	1250	3.30
EE16.1/21.5/4.2	1	2.58	18.45	47.70	880.00	850	1050	4.39
EE16/12/5D	1	1.52	19.28	29.39	566.80	1200	1450	2.92
EE16/12/7A	1	0.92	31.97	29.37	938.90	2050	2460	4.70
EE16/16/5D	1	1.89	19.95	37.61	750.30	1070	1320	3.78
EE16/21/4	1	2.64	17.80	47.04	837.20	850	1050	4.40
EE16.1/13.6/4.8	1	1.71	19.51	33.33	650.20	1170	1430	3.20
EE16.2/16.1/12.	1	0.69	54.86	38.11	2090.90	2830	3500	10.20
EE16.2/13.6/2.	1	2.32	13.26	30.77	408.00	840	1020	2.10
EE16.3/16.1/4.5A	1	2.01	18.99	38.19	725.20	1000	1250	3.65
EE16.4/18.5/4.5	1	3.10	20.21	42.50	859.00	1000	1250	4.31
EE16.4/16.7/7.1	1	1.22	31.75	38.93	1236.20	1670	2050	9.50
EE16.4/10.1/8A	1	0.80	33.27	26.47	880.50	2230	2680	4.50
EE16.5/7.7/16.5	1	0.48	50.9	24.3	1236.9	3700	4400	3.3
EE16.5/12.2/7.1	1	0.87	33.76	29.33	990.20	2140	2580	5.10
EE16.5/13/10.3	1	0.65	47.99	31.31	1502.50	2960	3590	7.52
EE16.6/7.8/5.2A	1	0.93	22.82	21.14	482.4	1850	2100	1.3
EE16.6/9.4/10.1	1	0.62	40.94	25.56	1046.40	2880	3440	5.32

*-Al为磁心对应参考值，具体规格以双方签订承认书为准；AL测试条件：1kHz 0.3V 10Ts；AL单位：nH/N2

*-图例仅展示产品形状，具体细节以实物或以双方签订承认书为准。

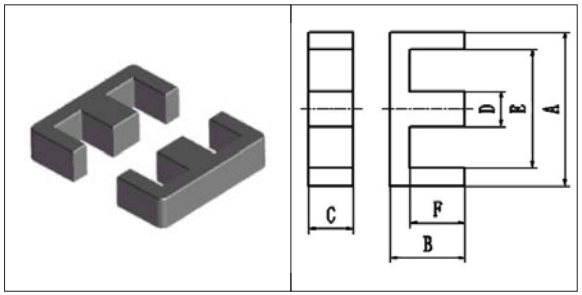

FIG.1

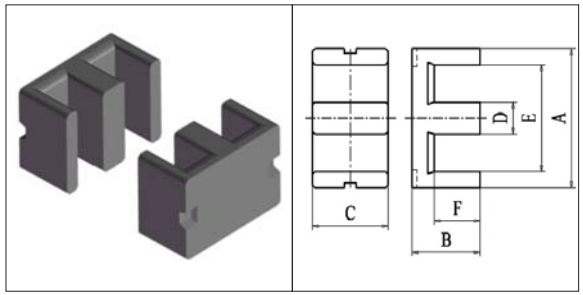

FIG.2

EE 型 / EE Core

型号 TYPE	图例 FIG.	尺寸 Dimensions (mm) A	B	C	D	E	F
EE16/25/5A	1	16.0±0.4	12.4±0.3	5.1+0/-0.4	4.0±0.2	11.7min	10.4±0.3
EE16/9/10E	1	16.0±0.3	4.6±0.1	10.2+0.2/-0.3	4.15±0.2	11.7min	2.65±0.2
EE16.7/15/14.8	1	16.7±0.3	7.5±0.15	14.8±0.3	4.3±0.2	12.2min	5.4±0.15
EE16.7/16.1/4.6	1	16.7±0.3	8.05±0.15	4.6±0.15	4.6±0.15	12.2min	6+0.25/-0.15
EE16.7/16.6/4.5	1	16.7±0.3	8.3±0.2	4.5+0.1/-0.2	4.5+0.1/-0.2	11.8min	6±0.2
EE16.8/16.2/8.4	1	16.8±0.4	8.1±0.15	8.4±0.2	4.55±0.15	12.3±0.3	5.9±0.15
EE16.9/17.2/7.4	1	16.9±0.3	8.6±0.1	7.35±0.2	4.75±0.15	11.55±0.3	5.85±0.15
EE17/14.5/7B	1	17±0.3	7.25±0.15	7±0.2	5±0.15	13±0.3	5.3±0.15
EE17/16.8/4.6	1	17±0.3	8.4±0.2	4.7+0/-0.4	5.7+0/-0.3	11+0.6/-0	5.6±0.2
EE17.2/25/5	1	17.2±0.30	12.5±0.3	4.85±0.2	4.0±0.15	12.8min	10.3±0.3
EE17.3/12/8.15	1	17.3±0.3	6±0.2	8.15±0.2	4.8±0.2	12.35±0.3	3.6±0.2
EE17.5/11.4/8.2	1	17.5±0.3	5.7±0.15	8.2±0.2	4.6±0.15	12.4min	3.4±0.15
EE17.5/15/4.9	1	17.5±0.3	7.5±0.2	4.9±0.2	4.7±0.15	12.7min	5.3±0.15
EE18/53/6	1	18±0.5	26.7±0.2	6.0±0.2	5.5±0.15	12.2±0.25	23.35±0.15
EE18/8/10	1	18.0±0.4	4.0±0.1	10.0±0.2	4.0±0.1	13.7min	1.8min
EE18.6/16.2/3.5A	1	18.6±0.3	8.1±0.2	3.55+0.15/-0.25	6+0.15/-0.2	13.1±0.3	5.8±0.15
EE18.7/18.1/4.5	1	18.7±0.35	9.05±0.2	4.5±0.2	4.55±0.15	14.2±0.35	6.9±0.2
EE18/9/8A	1	18±0.4	4.2±0.1	7.9±0.2	4±0.2	14±0.4	2.2±0.2
EE18/15.6/6	1	18±0.4	7.8±0.15	6±0.2	5.5±0.15	12.2±0.3	4.45±0.15
EE18/6.8/10	2	18±0.35	3.4±0.1	10.0±0.2	4.0±0.1	14±0.3	1.4±0.1
EE18.4/15.6/6	1	18.4±0.4	7.8±0.15	6±0.2	5.5±0.15	12.7min	4.45±0.15

EE 型 / EE Core

型号 TYPE	图例 FIG.	参数 Parameters C1	Ae	Le	Ve	AL(Ref)* TP4A	TPW33	重量(Ref) g /PRS
EE16/25/5A	1	2.88	19.40	55.94	1085.20	800	1000	5.27
EE16/9/10E	1	0.59	41.46	24.47	1014.40	2970	3500	5.20
EE16.7/15/14.8	1	0.58	62.65	36.43	2282.30	3520	4330	3.50
EE16.7/16.1/4.6	1	1.87	20.89	39.14	817.7	1100	1400	1.96
EE16.7/16.6/4.5	1	1.89	20.50	38.80	795.40	1110	1370	4.00
EE16.8/16.2/8.4	1	1.02	37.69	38.35	1445.60	2020	2500	7.20
EE16.9/17.2/7.4	1	1.01	37.80	38.35	1449.60	1910	2400	7.70
EE17/14.5/7B	1	1.19	29.82	35.34	1054.00	1620	2000	5.40
EE17/16.8/4.6	1	1.46	25.28	36.96	934.40	1420	1750	4.90
EE17.2/25/5	1	2.85	19.97	56.88	1135.80	90	1010	5.80
EE17.3/12/8.15	1	0.74	39.25	29.05	1140.20	2580	3120	6.00
EE17.5/11.4/8.2	1	0.76	38.18	28.96	1105.50	2490	3000	5.60
EE17.5/15/4.9	1	1.65	22.2	36.55	811.3	1200	1300	2.0
EE18/53/6	1	3.19	34.38	109.52	3765.30	790	1050	17.30
EE18/8/10	1	0.59	40.82	24.08	983.10	2900	3420	5.00
EE18.6/16.2/3.5A	1	2.03	18.75	38.01	712.7	1200	1480	1.85
EE18.7/18.1/4.5	1	2.21	20	44.2	884.0	990	1200	2.26
EE18/9/8A	1	0.79	31.60	25.08	792.60	2270	2720	4.08
EE18/15.6/6	1	0.95	35.68	34.04	1214.40	1960	2390	6.00
EE18/6.8/10	2	0.55	40.00	21.88	875.30	3120	3690	4.40
EE18.4/15.6/6	1	1.00	34.63	34.65	1199.80	1860	2280	6.30

*-Al为磁心对应参考值，具体规格以双方签订承认书为准；AL测试条件：1kHz 0.3V 10Ts；AL单位：nH/N2

*-图例仅展示产品形状，具体细节以实物或以双方签订承认书为准。

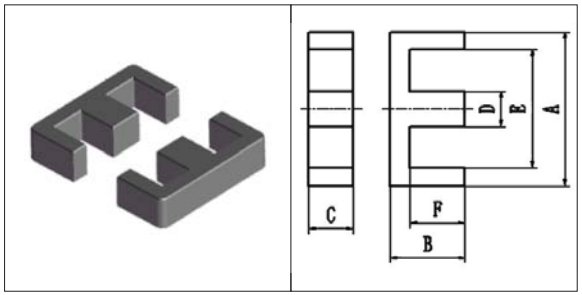

FIG.1

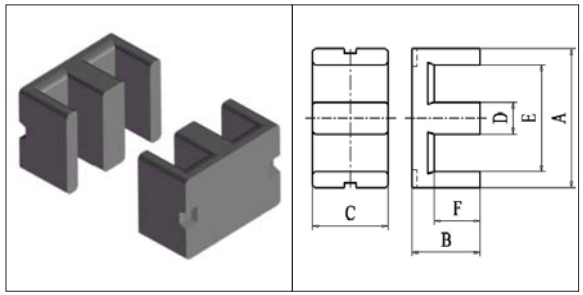

FIG.2

EE 型 / EE Core

型号 TYPE	图例 FIG.	尺寸 Dimensions (mm) A	B	C	D	E	F
EE18.5/19/4.5	1	18.4±0.4	9.5±0.2	4.5±0.2	5.5±0.2	12.7min	6.3±0.2
EE19/16/5A	1	19±0.4	8±0.3	5+0.1/-0.5	5+0/-0.5	13.8min	5.6+0.4/-0.1
EE19/16/10	1	19.05±0.4	8.1±0.25	9.5±0.2	4.75±0.25	14.2min	5.69±0.2
EE19.1/16.1/7.6B	1	19.1±0.3	8.025±0.15	7.6±0.25	5+0/-0.5	14.5±0.3	5.725+0.15/-0.1
EE19/16.6/6.5A	1	19±0.4	8.3±0.2	6.5±0.2	4.75±0.25	14.2min	5.89±0.2
EE19.1/20.3/5A	1	19.1±0.4	10.15±0.15	5±0.2	4.55±0.2	14.5±0.4	7.8±0.15
EE19.1/16/9.6	1	19.1±0.3	8±0.15	9.7+0.05/-0.35	4.8±0.15	14.5±0.3	5.7±0.15
EE19/27/5A	1	19.2±0.4	13.6±0.3	5.1+0/-0.5	5.1+0/-0.5	14min	11.3±0.3
EE19.5/10/6.5	1	19.5±0.3	5.2+0.15/-0	6.5±0.25	4.75±0.2	15±0.3	3.08±0.2
EE19/26/5A	1	19.5±0.3	13.3±0.3	5.0+0.2/-0.3	5.1+0/-0.5	14.3min	10.9±0.2
EE19.9/16.2/6.4	1	19.9±0.3	8.1±0.2	6.5+0/-0.3	4.7+0.1/-0.2	15.2min	5.8±0.2
EE20.1/18.5/5.7	1	20+0.8/-0.6	9.45+0/-0.4	5.9+0/-0.5	5.9+0/-0.4	14.1min	6.25+0.4/-0
EE20/18/11N	1	20.0+0.8/-0.7	9.3+0/-0.8	11.0+0/-0.5	5.9+0/-0.4	14.1min	6.1+0.4/-0
EE20/18/6J	1	20.0+0.8/-0.6	9.3+0/-0.4	5.9+0/-0.5	5.9+0/-0.4	14.1+0.6/-0	6.1+0.4/-0
EE20/19.2/12A	1	20+0.4/-0.2	9.6±0.2	12±0.2	5.8±0.2	13.6min	6.7±0.2
EE20/20/11M	1	20.0+0.8/-0.6	10.2+0/-0.4	11+0/-0.5	5.9+0/-0.4	14.1+0.6/-0	7.0+0.4/-0
EE20/20/6E	1	20.0±0.6	9.9±0.2	5.65±0.25	5.7±0.2	14.1min	7.2±0.2
EE20/20/9D	1	20.0±0.6	9.9±0.2	8.8±0.25	5.7±0.2	14.1min	7.2±0.2
EE20/25.9/5	1	20±0.3	12.95±0.25	5±0.2	4.55±0.2	14.3min	10.4±0.15
EE20/27/4A	1	20±0.25	13.7±0.25	4.1±0.1	4.55±0.1	14.7±0.25	11.15±0.15
EE20/27/5	1	20.0±0.3	13.7±0.2	4.85±0.25	4.95±0.15	15.1min	11.3±0.2

EE 型 / EE Core

型号 TYPE	图例 FIG.	参数 Parameters C1	Ae	Le	Ve	AL(Ref)* TP4A	TPW33	重量(Ref) g /PRS
EE18.5/19/4.5	1	1.65	25.38	41.88	1063.00	1230	1550	5.50
EE19/16/5A	1	1.77	22.46	39.71	891.90	1160	1430	4.40
EE19/16/10	1	0.90	44.32	39.97	1771.30	2250	2800	8.92
EE19.1/16.1/7.6B	1	1.13	35.42	39.91	1413.56	1850	2270	6.50
EE19/16.6/6.5A	1	1.35	30.18	40.73	1229.20	1500	1850	6.40
EE19.1/20.3/5A	1	2.10	23.04	48.43	1115.80	1060	1320	5.40
EE19.1/16/9.6	1	0.89	44.53	39.79	1771.80	2340	2900	8.20
EE19/27/5A	1	2.68	23.15	62.13	1438.30	860	1100	7.09
EE19.5/10/6.5	1	1.01	29.34	29.62	868.90	1860	2300	4.50
EE19/26/5A	1	2.53	24.05	60.95	1465.70	920	1180	7.60
EE19.9/16.2/6.4	1	1.43	28.87	41.20	1189.30	1450	1800	5.90
EE20.1/18.5/5.7	1	1.37	31.63	43.49	1375.50	1560	1940	6.92
EE20/18/11N	1	0.74	57.35	42.67	2446.80	2800	3500	13.00
EE20/18/6J	1	1.34	32.03	42.77	1370.00	1600	2000	7.15
EE20/19.2/12A	1	0.62	70.81	44.21	3130.20	3450	4300	15.50
EE20/20/11M	1	0.76	60.96	46.37	2826.90	2850	3600	12.60
EE20/20/6E	1	1.50	30.86	46.32	1429.40	1450	1800	7.40
EE20/20/9D	1	0.96	48.06	46.32	2226.00	2220	2800	11.80
EE20/25.9/5	1	2.39	24.75	59.23	1466.00	900	1150	7.35
EE20/27/4A	1	3.09	20.17	62.34	1257.30	710	900	6.05
EE20/27/5	1	2.65	23.75	62.98	1495.80	880	1130	7.60

*-Al为磁心对应参考值，具体规格以双方签订承认书为准；AL测试条件：1kHz 0.3V 10Ts；AL单位：nH/N2

*-图例仅展示产品形状，具体细节以实物或以双方签订承认书为准。

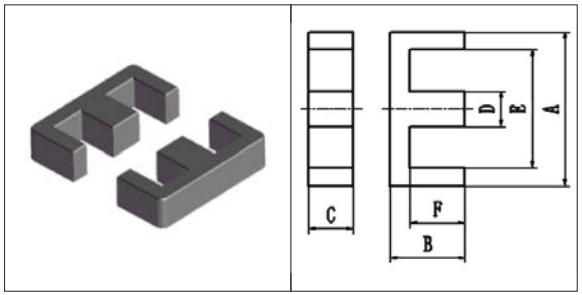

FIG.1

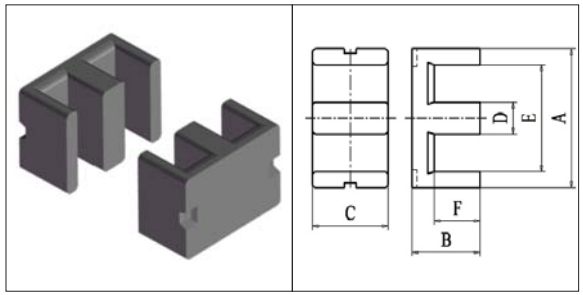

FIG.2

EE 型 / EE Core

型号 TYPE	图例 FIG.	尺寸 Dimensions (mm) A	B	C	D	E	F
EE20/33/6A	1	20±0.3	16.65±0.25	6±0.25	4.55±0.2	14.7±0.3	14±0.15
EE20/15/16A	1	20.15±0.35	7.5±0.2	16±0.25	5.7±0.2	14.1min	4.5+0.2/-0.1
EE20.3/13/15A	1	20.3+0.8/-0.4	6.25+0.25/-0	15+0/-0.4	5+0/-0.3	15.4+0.6/-0	3.95±0.15
EE20.4/19.8/5.7	1	20.4+0/-0.8	9.9±0.2	5.7+0.15/-0.2	5.7+0.15/-0.2	14.4+0.4/-0.2	7.2+0.2/-0
EE20/19.8/5.7	1	20.4+0/-0.8	9.9±0.2	5.65±0.25	5.7±0.2	14.2min	7.2±0.2
EE20/20.4/11A	1	20.4+0.45/-0.1	10.4+0/-0.4	10.75±0.2	5.9+0/-0.4	14.6+0.6/-0	7.4±0.2
EE20.5/12.8/14.8	1	20.5±0.6	6.25+0.25/-0	15+0/-0.4	5+0/-0.3	15.7±0.3	3.95±0.15
EE20.5/19/5	1	20.5±0.3	9.5±0.3	5±0.2	4±0.2	16.5±0.3	7.5±0.2
EE20.5/19.8/5.7	1	20.5±0.25	9.9±0.2	5.65±0.25	5.7±0.2	15±0.25	7.2±0.2
EE20.5/21.6/7	1	20.5+0.4/-0.5	10.8±0.2	7±0.3	5±0.3	14.7min	7.1+0.2/-0.15
EE20/21/7B	1	20.5±0.5	10.7±0.3	7.0±0.3	5.0±0.3	14.7min	7.0±0.3
EE21/28/6	1	20.5±0.4	13.9±0.2	6.35±0.15	6.35±0.15	14.35±0.25	10.7±0.2
EE20.9/20.9/7.7	1	20.9±0.4	10.45±0.15	7.65±0.25	7.6±0.2	13.35±0.35	6.65±0.15
EE21/20/6A	1	21±0.5	9.9±0.2	5.65±0.3	5.7±0.2	15.1min	7.2±0.2
EE20/20/11M	1	20.0+0.8/-0.6	10.2+0/-0.4	11+0/-0.5	5.9+0/-0.4	14.1+0.6/-0	7.0+0.4/-0
EE20/20/6E	1	20.0±0.6	9.9±0.2	5.65±0.25	5.7±0.2	14.1min	7.2±0.2
EE20/20/9D	1	20.0±0.6	9.9±0.2	8.8±0.25	5.7±0.2	14.1min	7.2±0.2
EE20/25.9/5	1	20±0.3	12.95±0.25	5±0.2	4.55±0.2	14.3min	10.4±0.15
EE20/27/4A	1	20±0.25	13.7±0.25	4.1±0.1	4.55±0.1	14.7±0.25	11.15±0.15
EE20/27/5	1	20.0±0.3	13.7±0.2	4.85±0.25	4.95±0.15	15.1min	11.3±0.2
EE20/28/5R	1	20±0.3	13.95±0.25	5±0.2	4.55±0.2	14.3min	11.4±0.15

EE 型 / EE Core

型号 TYPE	图例 FIG.	参数 Parameters C1	Ae	Le	Ve	AL(Ref)* TP4A	TPW33	重量(Ref) g /PRS
EE20/33/6A	1	2.49	29.66	73.78	2188.30	1170	1170	10.62
EE20/15/16A	1	0.39	92.34	36.05	3329.20	6400	6400	17.00
EE20.3/13/15A	1	0.48	71.56	34.25	2450.70	5150	5150	6.15
EE20.4/19.8/5.7	1	1.51	30.85	46.47	1433.60	1750	1750	7.30
EE20/19.8/5.7	1	1.49	31.08	46.27	1438.20	1820	1820	7.42
EE20/20.4/11A	1	0.77	60.86	47.13	2868.30	3590	3590	14.70
EE20.5/12.8/14.8	1	0.48	71.56	34.25	2450.70	5140	5140	12.44
EE20.5/19/5	1	2.44	20.0	48.78	975.7	1150	1150	2.45
EE20.5/19.8/5.7	1	1.49	31.29	46.72	1461.90	1810	1810	7.33
EE20.5/21.6/7	1	1.21	39.19	47.60	1865.40	2050	2050	9.91
EE20/21/7B	1	1.20	39.29	47.09	1850.20	2070	2070	9.70
EE21/28/6	1	1.52	39.87	60.72	2420.90	1930	1930	11.96
EE20.9/20.9/7.7	1	0.76	58.00	44.27	2567.50	3570	3570	13.20
EE21/20/6A	1	1.52	31.07	47.27	1468.70	1800	1800	7.29
EE20/20/11M	1	0.76	60.96	46.37	2826.90	3600	3600	12.60
EE20/20/6E	1	1.50	30.86	46.32	1429.40	1800	1800	7.40
EE20/20/9D	1	0.96	48.06	46.32	2226.00	2800	2800	11.80
EE20/25.9/5	1	2.39	24.75	59.23	1466.00	1150	1150	7.35
EE20/27/4A	1	3.09	20.17	62.34	1257.30	900	900	6.05
EE20/27/5	1	2.65	23.75	62.98	1495.80	1130	1130	7.60
EE20/28/5R	1	2.55	24.74	63.20	1563.70	1090	1090	8.10

*-Al为磁心对应参考值，具体规格以双方签订承认书为准；AL测试条件：1kHz 0.3V 10Ts；AL单位：nH/N2

*-图例仅展示产品形状，具体细节以实物或以双方签订承认书为准。

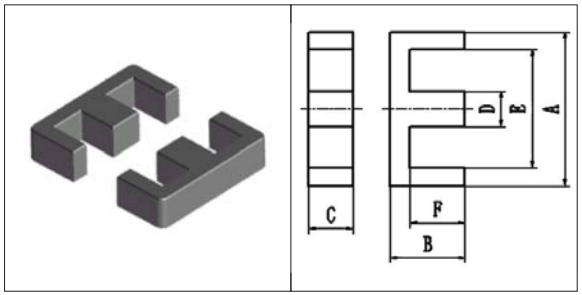

FIG.1

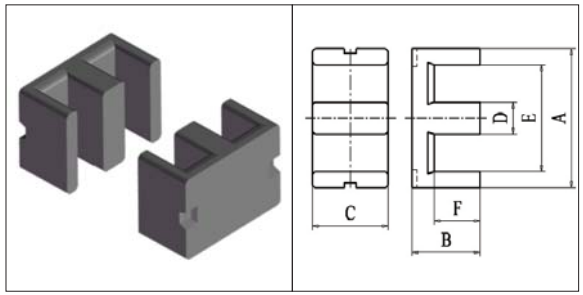

FIG.2

EE 型 / EE Core

型号 TYPE	图例 FIG.	尺寸 Dimensions (mm) A	B	C	D	E	F
EE20/31/5	1	20.0±0.25	15.45±0.25	5+0.05/-0.2	4.55±0.1	14.7±0.2	12.9±0.15
EE20/33/6A	1	20±0.3	16.65±0.25	6±0.25	4.55±0.2	14.7±0.3	14±0.15
EE20/15/16A	1	20.15±0.35	7.4±0.15	16±0.25	5.7±0.2	14.1min	4.5+0.2/-0.1
EE20.3/13/15A	1	20.3+0.8/-0.4	6.25+0.25/-0	15+0/-0.4	5+0/-0.3	15.4+0.6/-0	3.95±0.15
EE20/19.8/5.7	1	20.4+0/-0.8	9.9±0.2	5.65±0.25	5.7±0.2	14.2min	7.2±0.2
EE20/20.4/11A	1	20.4+0.45/-0.1	10.4+0/-0.4	10.75±0.2	5.9+0/-0.4	14.6+0.6/-0	7.4±0.2
EE20.5/12.8/14.8	1	20.5±0.6	6.4±0.15	15+0/-0.4	5+0/-0.3	15.7±0.3	4.0±0.15
EE20.5/19.8/5.7	1	20.5±0.25	9.9±0.2	5.65±0.25	5.7±0.2	15±0.25	7.2±0.2
EE20.5/21.6/7	1	20.5+0.4/-0.5	10.8±0.2	7±0.3	5±0.3	14.7min	7.1+0.2/-0.15
EE20/21/7B	1	20.5±0.5	10.7±0.3	7.0±0.3	5.0±0.3	14.7min	7.0±0.3
EE21/28/6	1	20.5±0.4	13.9±0.2	6.35±0.15	6.35±0.15	14.35±0.25	10.7±0.2
EE20.9/20.9/7.7	1	20.9±0.4	10.45±0.15	7.65±0.25	7.6±0.2	13.35±0.35	6.65±0.15
EE21/20/6A	1	21±0.5	9.9±0.2	5.65±0.3	5.7±0.2	15.1min	7.2±0.2
EE22.3/30.5/5.7	1	22.25±0.3	15.26±0.3	5.7±0.3	5.7±0.3	15.5min	11.2±0.3
EE22.5/17.3/13	1	22.5±0.5	8.63±0.3	13±0.3	6.3±0.3	15.8min	5.55±0.3
EE23/16.8/3.3	1	23±0.4	8.4±0.15	3.3±0.2	5.5±0.2	16.5±0.4	5.55±0.15
EE25/13/25	1	25±0.4	6.5±0.2	25±0.4	8±0.2	17±0.35	2.35±0.2
EE25/19/7	1	25.3±0.4	9.6±0.2	7.0±0.2	6.5±0.25	18.5min	6.6±0.2
EE25/31.7/6.3	1	25.3±0.4	15.85±0.3	6.3±0.25	6.2±0.3	18.8min	12.7+0.3/-0.1
EE25.1/14/14A	1	25.05±0.75	6.95±0.15	14±0.3	7.25±0.25	17.5min	3.95±0.15
EE25.4/25.6/7.2C	1	25.4±0.4	12.8±0.2	7.2+0.2/-0.3	7.25±0.2	18.5+0.8/-0	9.2±0.2

EE 型 / EE Core

型号 TYPE	图例 FIG.	参数 Parameters C1	Ae	Le	Ve	AL(Ref)* TP4A	TPW33	重量(Ref) g /PRS
EE20/31/5	1	2.86	24.21	69.29	1677.60	790	1000	8.70
EE20/33/6A	1	2.49	29.66	73.78	2188.30	910	1170	10.62
EE20/15/16A	1	0.39	92.34	36.05	3329.20	5200	6400	17.00
EE20.3/13/15A	1	0.48	71.56	34.25	2450.70	4200	5150	6.15
EE20/19.8/5.7	1	1.49	31.08	46.27	1438.20	1460	1820	7.42
EE20/20.4/11A	1	0.77	60.86	47.13	2868.30	2870	3590	14.70
EE20.5/12.8/14.8	1	0.48	71.56	34.25	2450.70	4200	5140	12.44
EE20.5/19.8/5.7	1	1.49	31.29	46.72	1461.90	1450	1810	7.33
EE20.5/21.6/7	1	1.21	39.19	47.60	1865.40	1650	2050	9.91
EE20/21/7B	1	1.20	39.29	47.09	1850.20	1650	2070	9.70
EE21/28/6	1	1.52	39.87	60.72	2420.90	1500	1930	11.96
EE20.9/20.9/7.7	1	0.76	58.00	44.27	2567.50	2860	3570	13.20
EE21/20/6A	1	1.52	31.07	47.27	1468.70	1450	1800	7.29
EE22.3/30.5/5.7	1	1.98	34.49	68.28	2355.0	1220	1550	6.3
EE22.5/17.3/13	1	0.52	80.82	41.94	3389.8	4100	5100	8.8
EE23/16.8/3.3	1	2.19	19.27	42.21	813.4	900	1200	2.2
EE25/13/25	1	0.15	203.63	31.20	6352.8	12500	15000	33.80
EE25/19/7	1	1.10	43.94	48.53	2132.50	1940	2430	10.60
EE25/31.7/6.3	1	1.91	38.66	73.82	2853.8	1280	1650	7.2
EE25.1/14/14A	1	0.40	91.22	36.85	3361.5	5400	5900	7.80
EE25.4/25.6/7.2C	1	1.20	49.6	59.4	2946.2	1950	2500	7.6

*-Al为磁心对应参考值，具体规格以双方签订承认书为准；AL测试条件：1kHz 0.3V 10Ts；AL单位：nH/N2

*-图例仅展示产品形状，具体细节以实物或以双方签订承认书为准。

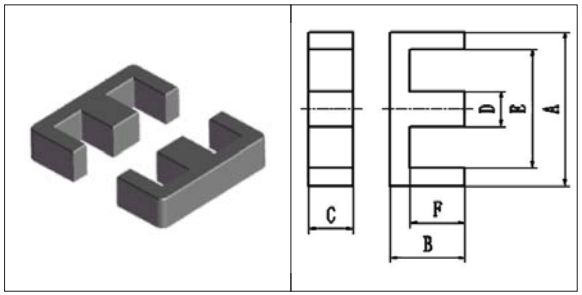

FIG.1

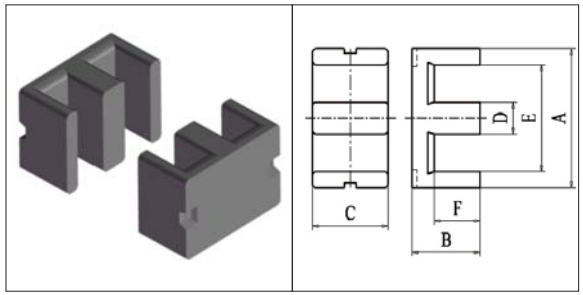

FIG.2

EE 型 / EE Core

型号 TYPE	图例 FIG.	尺寸 Dimensions (mm) A	B	C	D	E	F
EE25/18/11B	1	25.0+0.8/-0.7	9.3+0/-0.5	11.0+0/-0.6	7.5+0/-0.5	17.5+0.8/-0	5.2+0.5/-0
EE25/19/6H	1	25.4±0.5	9.5±0.3	6.4±0.3	6.4±0.3	18.6min	6.5±0.3
EE25/19/7B	1	25.4±0.6	9.6+0.3/-0.1	6.75±0.25	6.35±0.25	18.4min	6.5+0.3/-0.1
EE25/20/6AG	1	25.4±0.5	10±0.3	6.4±0.3	6.4±0.3	18.6min	6.8±0.3
EE25/20/7M	1	25.4±0.6	9.8+0.2/-0.1	6.75±0.2	6.35±0.25	18.4min	6.7+0.3/-0.1
EE25/29/6	1	25.4±0.5	14.7±0.3	6.35±0.25	6.35±0.25	18.8min	11.5±0.3
EE25/32/6A	1	25.4±0.5	15.8±0.3	6.4±0.3	6.4±0.3	18.7min	12.8±0.3
EE25/34/6B	1	25.4±0.5	16.9±0.3	6.35±0.25	6.35±0.25	18.6min	12.83±0.25
EE25/26/7AY	1	25.6±0.5	12.65±0.25	7.2±0.2	7.2±0.2	18min	8.95±0.25
EE25/26/11C	1	25.0+0.8/-0.7	12.8+0/-0.5	11.0+0/-0.5	7.5+0/-0.5	17.5+0.8/-0	8.7+0.5/-0
EE25.4/32/9B	1	25.4±0.4	16±0.2	9±0.25	6.35±0.2	19.25±0.45	12.85±0.25
EE25.4/32.4/10.8D	1	25.4±0.6	16.2±0.25	10.75±0.3	7.55+0/-0.6	17.6min	12.75±0.25
EE25.4/32.4/10.8A	1	25.4±0.4	16.2±0.15	10.75±0.2	7.25±0.25	18.2±0.4	12.6±0.15
EE26/20/7	1	25.9±0.4	9.8±0.2	6.5+0.2/-0.3	6.5±0.2	19min	6.85±0.15
EE26/25.3/7.2	1	26±0.7	12.65±0.25	7.2±0.2	7.35±0.3	18.5min	8.95±0.25
EE26/14/10C	1	26.1+0/-0.6	6.9±0.2	9.75+0.5/-0	5.7±0.2	20.6+0/-0.6	4.05±0.2
EE26/14/15F	1	26.1+0/-0.6	6.85±0.2	15±0.25	5.7±0.2	20.6+0/-0.6	4±0.2
EE26/14/17	1	26.1+0/-0.6	6.75±0.25	17.0±0.25	7.2±0.2	19.0±0.4	3.25±0.25
EE27/35/8A	1	26.5±0.5	17.3±0.3	8±0.3	7±0.3	18.5min	13.5±0.3
EE27.3/31/11.7	1	27.3±0.4	15.3±0.3	11.7+0.15/-0.2	7.7+0.15/-0.2	19.3min	11.4±0.25
EE28/20/11	1	28.0±0.4	10.0+0.4/-0	11.0+0/-0.6	7.5+0/-0.5	18.6min	6.0+0.4/-0

EE 型 / EE Core

型号 TYPE	图例 FIG.	参数 Parameters C1	Ae	Le	Ve	AL(Ref)* TP4A	TPW33	重量(Ref) g /PRS
EE25/18/11B	1	0.56	77.81	43.91	3416.60	3800	4740	17.30
EE25/19/6H	1	1.22	39.78	48.37	1924.20	1780	2230	10.00
EE25/19/7B	1	1.15	42.59	48.92	2083.50	1920	2400	10.70
EE25/20/6AG	1	1.22	40.75	49.91	2033.90	1820	2290	10.00
EE25/20/7M	1	1.17	42.34	49.63	2101.30	1870	2350	10.70
EE25/29/6	1	1.73	39.79	68.84	2739.00	1370	1750	15.10
EE25/32/6A	1	1.85	39.82	73.62	2931.60	1290	1650	14.59
EE25/34/6B	1	1.77	42.21	74.79	3157.10	1300	1700	16.20
EE25/26/7AY	1	1.13	51.98	58.52	3041.60	2050	2600	15.10
EE25/26/11C	1	0.75	77.39	57.76	4469.90	3100	3950	22.00
EE25.4/32/9B	1	1.32	56.34	74.14	4177.20	1840	2370	19.10
EE25.4/32.4/10.8D	1	0.94	77.61	72.68	5640.7	2600	3350	14.5
EE25.4/32.4/10.8A	1	0.94	77.61	72.68	5640.70	2900	3350	28.17
EE26/20/7	1	1.24	40.41	49.95	2018.60	1720	2160	10.50
EE26/25.3/7.2	1	1.14	51.50	58.94	3035.40	1950	2500	15.30
EE26/14/10C	1	0.70	56.46	39.67	2239.60	2940	3630	11.03
EE26/14/15F	1	0.47	84.69	39.47	3342.50	4430	5470	16.60
EE26/14/17	1	0.30	118.92	35.78	4255.20	6630	8150	22.10
EE27/35/8A	1	1.33	58.50	77.57	4537.80	1790	2300	23.30
EE27.3/31/11.7	1	0.78	89.91	69.73	6269.30	3100	3980	32.00
EE28/20/11	1	0.57	85.37	48.89	4173.90	3560	4470	21.73

*-Al为磁心对应参考值，具体规格以双方签订承认书为准；AL测试条件：1kHz 0.3V 10Ts；AL单位：nH/N2

*-图例仅展示产品形状，具体细节以实物或以双方签订承认书为准。

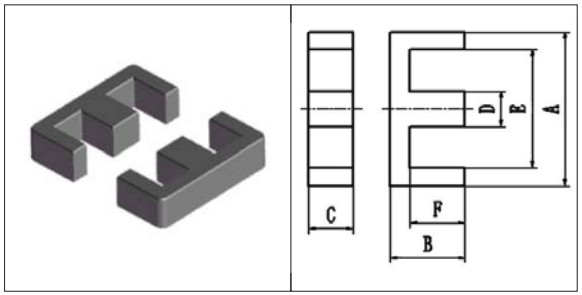

FIG.1

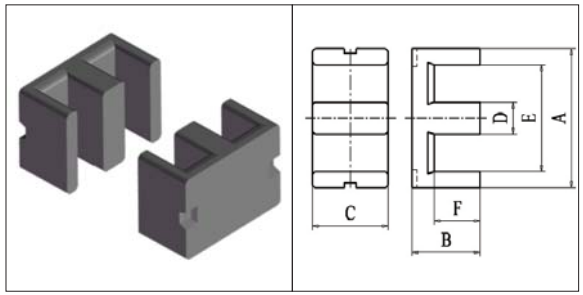

FIG.2

EE 型 / EE Core

型号 TYPE	图例 FIG.	尺寸 Dimensions (mm) A	B	C	D	E	F
EE25/26/7P	1	25.0+0.8/-0.7	12.8+0/-0.5	7.5+0/-0.6	7.5+0/-0.5	17.5+0.8/-0	8.7+0.5/-0
EE25.1/18.3/10.8D	1	25.05±0.75	9.15±0.25	10.75±0.3	7.25±0.25	17.5min	5.55±0.25
EE25.1/24/10.8	1	25.05±0.75	12±0.2	10.75±0.3	7.25±0.25	17.5min	8.4±0.2
EE25.1/25.1/7.2G	1	25.05±0.4	12.55±0.15	7.2±0.15	18.05±0.4	7.25±0.15	8.95±0.2
EE25.1/25.5/10.7	1	25.05±0.4	12.75±0.2	10.75+0.1/-0.3	7.25±0.25	17.95+0.4/-0.35	9.15±0.2
EE25.1/25.6/7.2A	1	25.05±0.4	12.8±0.2	7.2±0.3	7.25±0.25	17.6min	9.2±0.2
EE25/14/17D	1	25.05±0.4	7.1±0.2	17.3+0/-0.5	7.5+0/-0.5	17.6+0.6/-0	3.65±0.15
EE25/15/15	1	25.05±0.4	7.4±0.2	15.3+0/-0.5	7.5+0/-0.5	17.6+0.6/-0	3.95±0.15
EE25/18/11F	1	25.05±0.45	9.15±0.25	10.75±0.3	7.25±0.25	17.5min	5.55±0.15
EE25/18/7	1	25.05±0.75	9.25±0.25	7.25±0.3	7.25±0.25	17.9±0.4	5.65±0.25
EE25/21/7A	1	25.05±0.75	10.5±0.25	7.2±0.3	7.25±0.25	17.5min	6.95±0.25
EE25/25/7A	1	25.05±0.75	12.55±0.25	7.2±0.3	7.25±0.25	17.7min	8.95±0.25
EE25/25/9D	1	25.05±0.75	12.55min	8.85±0.25	7.25±0.25	17.5min	9min
EE25/26/11F	1	25.05±0.75	12.55±0.25	10.75±0.3	7.25±0.25	17.5min	8.95±0.25
EE25/26/7B	1	25.05±0.75	12.55±0.25	7.2±0.3	7.25±0.25	17.5min	8.95±0.25
EE25/20/6BP	1	25.2±0.7	9.35+0.95/-0	6.2+0.45/-0.4	6.2+0.45/-0.6	18.6min	6.9±0.3
EE25.3/25.1/10.8	1	25.3±0.7	12.55±0.25	10.75±0.25	7.2±0.2	17.7min	8.95±0.25
EE25.3/49/5B	1	25.3±0.5	24.55±0.25	5±0.2	7±0.2	18min	21±0.25
EE28/22/11E	1	28.0±0.5	11.0±0.3	10.6±0.3	7.2±0.3	18.6min	6.4±0.3
EE28/22/11A	1	28±0.5	10.7+0.15/-0.1	12±0.3	7.2±0.3	18.6min	6.2+0.15/-0.1
EE28/23.5/11A	1	28.0±0.4	11.75±0.2	10.7±0.25	7.2+0.3/-0.25	19.0+0.4/-0.2	7.45±0.2

EE 型 / EE Core

型号 TYPE	图例 FIG.	参数 Parameters C1	Ae	Le	Ve	AL(Ref)* TP4A	TPW33	重量(Ref) g /PRS
EE25/26/7P	1	1.11	51.84	57.76	2994.20	2100	2650	15.50
EE25.1/18.3/10.8D	1	0.57	77.40	44.16	3417.80	3800	4740	17.50
EE25.1/24/10.8	1	0.73	75.96	55.73	4233.20	3050	3850	21.40
EE25.1/25.1/7.2G	1	1.15	51.43	57.84	2974.60	2040	2600	15.00
EE25.1/25.5/10.7	1	0.77	76.36	58.60	4474.80	3000	3830	22.40
EE25.1/25.6/7.2A	1	1.14	51.57	58.81	3033.00	2030	2570	15.00
EE25/14/17D	1	0.30	120.40	36.31	4371.80	6690	8200	23.00
EE25/15/15	1	0.35	106.34	37.51	3989.00	5770	7100	20.00
EE25/18/11F	1	0.57	77.40	44.16	3417.80	3800	4740	17.50
EE25/18/7	1	0.85	52.20	44.56	2326.00	2550	3180	13.30
EE25/21/7A	1	0.98	50.70	49.86	2528.00	2210	2780	13.10
EE25/25/7A	1	1.14	50.72	57.95	2939.00	1970	2480	14.90
EE25/25/9D	1	0.93	62.69	58.51	3667.90	2430	3100	19.00
EE25/26/11F	1	0.76	75.94	57.93	4398.90	2950	3750	22.80
EE25/26/7B	1	1.14	50.86	57.93	2946.10	1980	2500	15.20
EE25/20/6BP	1	1.35	37.11	50.08	1858.50	1650	2070	9.70
EE25.3/25.1/10.8	1	0.76	76.20	58.17	4432.60	3000	3780	22.10
EE25.3/49/5B	1	3.07	34.64	106.47	3688.10	830	1100	18.20
EE28/22/11E	1	0.57	88.09	50.53	4451.00	3400	4300	24.00
EE28/22/11A	1	0.50	99.12	49.73	4929.50	3900	4900	25.20
EE28/23.5/11A	1	0.63	86.94	54.34	4724.40	3280	4150	24.30

*-Al为磁心对应参考值，具体规格以双方签订承认书为准；AL测试条件：1kHz 0.3V 10Ts；AL单位：nH/N2

*-图例仅展示产品形状，具体细节以实物或以双方签订承认书为准。

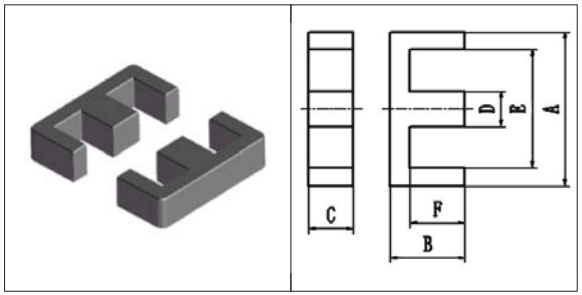

FIG.1

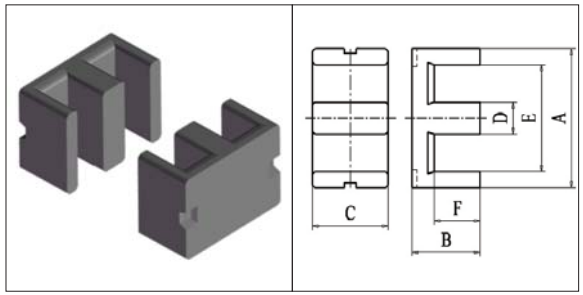

FIG.2

EE 型 / EE Core

型号 TYPE	图例 FIG.	尺寸 Dimensions (mm) A	B	C	D	E	F
EE28/13.8/18	1	28±0.55	6.9±0.15	18±0.35	10±0.2	20±0.45	3.9±0.15
EE28.4/28.4/10	1	28.4±0.4	14.2±0.2	10±0.2	7.2±0.3	20.4±0.4	9.7±0.2
EE28.4/41/12B	1	28.4±0.4	20.4±0.3	11.5+0.1/-0.4	8.2+0.15/-0.2	20.4±0.4	16.4±0.25
EE28.5/20.4/11	1	28.5±0.5	10.2±0.2	11.0±0.3	7.5±0.3	20.5±0.5	5.9±0.2
EE28/21/11F	1	28.5±0.5	10.5±0.3	11±0.3	7.5±0.3	20.5±0.5	6.3±0.3
EE28/25/9B	1	27.94±0.4	12.36±0.2	8.89±0.25	8.89±0.25	19.94±0.7	8.35±0.2
EE28/35/10.7	1	28±0.6	17.5±0.3	10.7±0.3	7.2±0.3	18.5min	12.8±0.3
EE30/26/11A	1	30.0±0.5	13.3±0.3	10.7±0.3	10.7±0.3	19.6min	8.3±0.3
EE30/27/11	1	30.0±0.5	13.6±0.3	10.7±0.3	10.7±0.3	19.6min	8.6±0.3
EE30/30/7L	1	30.0±0.5	15.0±0.3	7.0±0.3	6.9±0.3	19.5min	10.2±0.3
EE30.2/31.8/10.5	1	30.15±0.35	15.9±0.1	10.5±0.2	10.5±0.2	19.9min	10.9±0.15
EE30.2/27.2/10.7	1	30.2±0.5	13.6±0.3	10.7±0.3	10.7±0.3	19.8min	8.6±0.3
EE30/26/11N	1	30.2+0.4/-0.5	13.3±0.3	10.7±0.3	10.7±0.3	19.8min	8.3±0.3
EE30/30/7AA	1	30.2±0.8	15±0.3	7±0.3	6.9±0.3	19.3min	9.7min
EE30.3/16.6/14	1	30.3±0.5	8.3±0.2	14±0.35	4.9±0.2	25.3±0.5	5.8±0.2
EE30.5/29/7	1	30.5±0.4	14.5±0.2	7±0.2	6.9±0.15	20.25±0.45	9.7±0.2
EE30/30/12.3	1	30.5±0.5	15±0.3	12.3±0.25	6.95±0.25	20.3±0.5	10.2±0.3
EE30/30/7B	1	30.5±0.5	15±0.3	7±0.3	6.9±0.3	19.5min	10.2±0.3
EE31/26/9	1	30.7±0.6	13.2±0.2	9.4±0.3	9.4±0.25	21.8min	8.9±0.2
EE31/36/9	1	30.7±0.6	18.5±0.2	9.4±0.3	9.4±0.3	21.6min	14.0±0.2
EE31.8/12.4/20	1	31.75±0.45	6.2±0.13	20±0.4	6.35±0.15	25.45±0.35	3.03±0.15

EE 型 / EE Core

型号 TYPE	图例 FIG.	参数 Parameters C1	Ae	Le	Ve	AL(Ref)* TP4A	TPW33	重量(Ref) g /PRS
EE28/13.8/18	1	0.25	130.61	33.23	4339.80	7870	9620	26.60
EE28.4/28.4/10	1	0.82	79.22	64.62	5119.00	2670	3400	26.40
EE28.4/41/12B	1	0.99	91.59	90.45	8284.10	2550	3300	42.00
EE28.5/20.4/11	1	0.56	88.49	49.32	4364.10	3760	4720	22.00
EE28/21/11F	1	0.58	87.67	50.80	4453.20	3690	4630	23.00
EE28/25/9B	1	0.78	73.62	57.26	4215.60	2890	3670	20.75
EE28/35/10.7	1	0.87	87.60	75.88	6647.10	2500	3230	33.00
EE30/26/11A	1	0.54	109.04	58.48	6376.80	4240	5380	33.00
EE30/27/11	1	0.55	109.05	59.68	6508.20	4170	5300	33.40
EE30/30/7L	1	1.13	58.45	66.23	3871.10	1750	2240	22.00
EE30.2/31.8/10.5	1	0.65	106.43	69.17	7362.00	3650	4670	36.00
EE30.2/27.2/10.7	1	0.55	109.05	59.88	6530.00	4170	5300	33.50
EE30/26/11N	1	0.54	109.03	58.63	6392.50	4230	5370	32.70
EE30/30/7AA	1	1.11	59.17	65.67	3885.60	1760	2250	20.20
EE30.3/16.6/14	1	0.74	69.62	51.41	3579.20	3030	3820	17.80
EE30.5/29/7	1	1.10	58.88	64.48	3796.60	1790	2280	21.20
EE30/30/12.3	1	0.64	103.60	66.51	6890.90	3090	3950	37.00
EE30/30/7B	1	1.12	59.03	66.07	3900.30	1750	2250	21.80
EE31/26/9	1	0.76	82.05	62.15	5099.40	3000	3800	26.30
EE31/36/9	1	0.99	83.94	82.75	6945.70	2420	3130	35.70
EE31.8/12.4/20	1	0.32	126.67	41.17	5214.5	6500	8300	26.30

*-Al为磁心对应参考值，具体规格以双方签订承认书为准；AL测试条件：1kHz 0.3V 10Ts；AL单位：nH/N2

*-图例仅展示产品形状，具体细节以实物或以双方签订承认书为准。

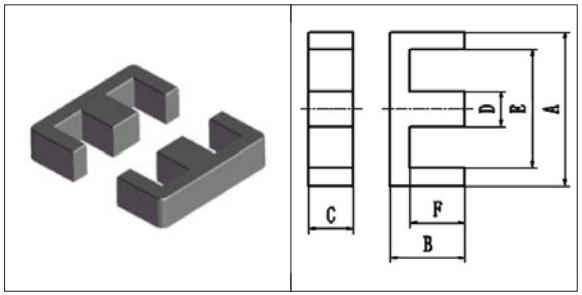

FIG.1

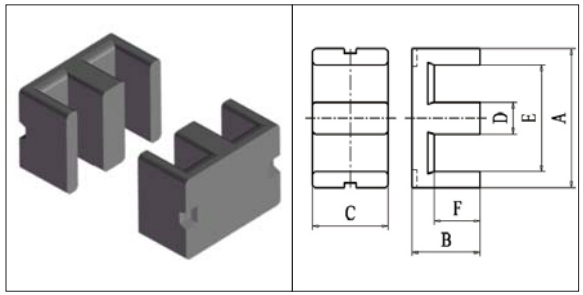

FIG.2

EE 型 / EE Core

型号 TYPE	图例 FIG.	尺寸 Dimensions (mm) A	B	C	D	E	F
EE31.8/20.2/20.3A	1	31.75±0.64	10.18±0.2	20.32±0.4	6.35±0.15	24.5min	7±0.2
EE32/17.6/3.6	1	32±0.5	8.6+0.4/-0	3.6±0.2	7.4±0.2	26.6±0.5	5.5+0.4/-0
EE36/35.8/11.3	1	36±0.5	17.9±0.2	11.25±0.25	9.95±0.25	24.5+1/-0	12.4±0.2
EE40/25/50.8A	1	40+0.5/-0.76	12.5±0.13	50.8±1.02	8.6±0.21	31.4±0.61	8.2±0.25
EE41.3/31.5/12.7	1	41.3±0.5	15.75±0.2	12.7±0.2	12.7±0.2	28min	9.85±0.15
EE41.3/17.1/21A	1	41.3±0.5	8.55±0.15	21±0.35	5±0.25	36.3+0.5/-0.4	6.55±0.15
EE42/19/15C	1	42+1/-0.2	9.5±0.3	15.0+0.2/-0.4	12.2+0/-0.5	29.5+1.2/-0	3.8±0.3
EE42/26/15	1	42.0+1.0/-0.2	13.2±0.2	15.0+0.2/-0.4	12.2+0/-0.5	29.5+1.2/-0	7.4±0.3
EE42/30/15	1	42+1/-0.7	15±0.2	14.9±0.3	12.1±0.4	30.1±0.6	9.2+0.3/-0.4
EE42/30/20	1	42.0+1.0/-0.7	15.0±0.2	20.0+0/-0.8	12.1±0.4	30.1±0.6	9.2±0.3
EE42/30/25C	1	42±0.7	15.1±0.15	25±0.5	12.1±0.3	30.1±0.7	9.2±0.15
EE42/42/15	1	42+1/-0.7	21.2±0.4	15+0.2/-0.4	12+0.2/-0.4	29.5min	15+0.4/-0.1
EE42/42/20A	1	42.0+1.0/-0.7	21.2±0.4	20.0+0.2/-0.5	12.0+0.2/-0.4	29.5min	15.0+0.4/-0.1
EE42/50.7/15B	1	42±0.7	25.35±0.2	15+0.2/-0.25	12.15+0/-0.5	29.5+1.2/-0	19.35±0.2
EE42/65.6/20	1	42+1/-0.7	32.8+0/-0.4	20+0/-0.8	12.2+0/-0.5	29.5+1.4/-0	26+1/-0
EE42/14.6/16	1	42+0.8/-0.5	7.3±0.15	16±0.25	6±0.25	36min	4.3±0.15
EE42/48/15	1	42.1+1/-0.7	24.2±0.4	15+0.2/-0.4	12+0.2/-0.4	29.5min	18+0.4/-0.1
EE43/29/28A	1	43.18±0.51	14.5±0.2	27.9±0.38	8.13±0.2	34.7min	10.5±0.2
EE43/19/28	1	43.2±0.6	9.55±0.3	27.9±0.4	8.15±0.3	34.4min	5.7±0.3
EE43.3/12.7/15.9	1	43.3±0.55	6.35±0.15	16+0.2/-0.4	4.85±0.15	38.5±0.55	4±0.2
EE44/38/15	1	44±0.6	37.6±0.4双	15±0.25	11.7±0.25	31min	23.6±0.4双

EE 型 / EE Core

型号 TYPE	图例 FIG.	参数 Parameters C1	Ae	Le	Ve	AL(Ref)* TP4A	TPW33	重量(Ref) g /PRS
EE31.8/20.2/20.3A	1	0.44	129.58	56.94	7400.4	5600	8200	18.30
EE32/17.6/3.6	1	2.31	22.19	51.28	1138.0	850	1440	3.0
EE36/35.8/11.3	1	0.68	120.0	81.0	9720.0	3700	4800	25.0
EE40/25/50.8A	1	0.16	436.89	69.11	30193.9	15300	19000	155.16
EE41.3/31.5/12.7	1	0.47	157.50	74.41	11719.30	5210	6700	60.00
EE41.3/17.1/21A	1	0.70	91.50	63.94	5850.4	3300	4100	3200.0
EE42/19/15C	1	0.30	174.72	51.79	9049.10	7460	9400	23.77
EE42/26/15	1	0.37	177.27	66.36	11762.80	6260	8000	60.40
EE42/30/15	1	0.42	176.60	73.49	12977.50	5720	7350	65.58
EE42/30/20	1	0.31	233.08	73.37	17101.50	7600	9770	87.00
EE42/30/25C	1	0.25	298.08	73.48	21904.10	9850	12670	112.30
EE42/42/15	1	0.55	176.76	97.93	17310.50	4560	5940	87.15
EE42/42/20A	1	0.42	235.49	97.93	23062.00	6070	7900	117.41
EE42/50.7/15B	1	0.64	178.33	114.40	20400.60	4080	5350	103.00
EE42/65.6/20	1	0.61	235.94	143.25	33798.20	4400	5840	166.69
EE42/14.6/16	1	0.60	94.28	57.02	5375.70	3600	4560	26.60
EE42/48/15	1	0.62	177.00	110.00	19461.00	4170	5450	104.00
EE43/29/28A	1	0.36	224.00	81.68	18296.50	6800	8800	88.29
EE43/19/28	1	0.28	220.71	62.08	13700.60	8200	10450	69.37
EE43.3/12.7/15.9	1	0.76	75.4	57.12	4307.0	3000	3900	10.7
EE44/38/15	1	0.46	189.20	87.19	16496.50	5090	6600	94.50

*-Al为磁心对应参考值，具体规格以双方签订承认书为准；AL测试条件：1kHz 0.3V 10Ts；AL单位：nH/N2

*-图例仅展示产品形状，具体细节以实物或以双方签订承认书为准。

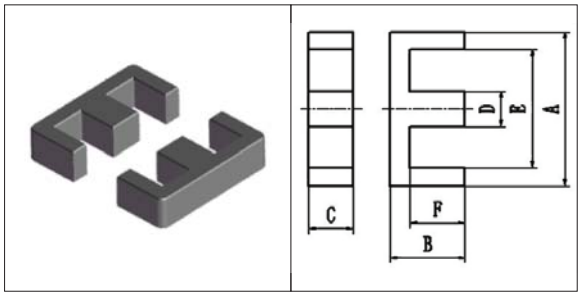

FIG.1

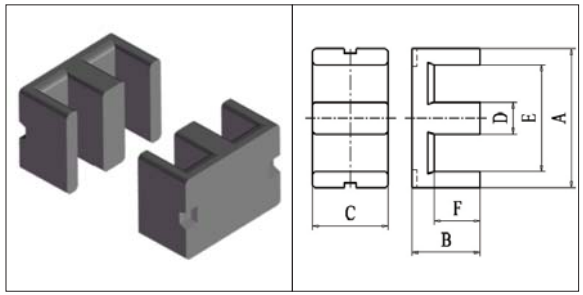

FIG.2

EE 型 / EE Core

型号 TYPE	图例 FIG.	尺寸 Dimensions (mm) A	B	C	D	E	F
EE47/13.6/13	1	47±0.5	6.8±0.15	13±0.2	6.1±0.15	41.1±0.5	3.9±0.15
EE50/43.1/14.6	1	50.0±0.7	21.55±0.3	14.6±0.4	14.6±0.4	34.0min	13.1±0.3
EE50.4/12.8/16.5	1	50.4±0.5	6.4±0.15	16.5±0.2	5.6±0.15	44.2±0.4	3.6±0.2
EE51/60/24B	1	50.6±0.5	30+0.3/-0.1	23.8±0.3	15±0.3	35.8min	22.9+0.3/-0.1
EE55/55/21A	1	55.15±1.05	27.5±0.3	21+0/-0.8	16.95±0.25	37.5min	18.8±0.3
EE55/55/25A	1	55.15±1.05	27.5±0.3	24.6±0.4	16.95±0.25	37.5min	18.8±0.3
EE56.1/47.2/18.8	1	56.1±1	23.6±0.25	18.8±0.25	18.8±0.25	38.1min	14.6±0.2
EE57/55/21	1	56.55±1	27.5±0.3	21+0/-0.8	17.2+0/-0.5	39.2+1.5/-0	18.5+0.8/-0
EE58.4/19/38.1	1	58.4±1.2	9.5±0.2	38.1±0.8	8.1±0.2	50min	5.5±0.15
EE58.8/34/38.1	2	58.8+0.8/-1.2	17±0.2	38.1±0.8	8.1±0.2	50min	13.0±0.25
EE60.2/72/15.6	1	60+1.2/-0.8	36±0.3	15.6±0.4	15.6±0.4	43.7min	28±0.3
EE63.8/40/50.3	2	63.8±1.3	20±0.15	50.3±1	10.2±0.25	52.5min	14.9±0.25
EE64/20/51B	1	64.0±0.76	9.78±0.15	50.8±0.64	10.16±0.25	52.9min	4.7±0.25
EE65/65/20	1	65+0/-3	32.5±0.3	20.0+0/-1.4	20.0+0/-1.4	43min	23.5+1.2/-0
EE65/65/27A	1	65.2±1.3	32.5±0.3	27.4+0/-1.0	19.65±0.35	44.2min	22.55±0.35
EE65.7/24.5/50.8A	1	65.7±1.2	12.25±0.13	50.8±0.9	12±0.25	54.1±1	6.25±0.25
EE66/65/27B	1	66±1	32.8+0/-0.6	27.5+0/-1	20+0/-0.7	46min	22.2+0.6/-0
EE70/66/32	1	70.5±1	33.2+0/-0.5	32+0/-0.8	22+0/-0.7	48+1.5/-0	21.9+0.7/-0
EE80/76/20	1	80±1.6	38.1±0.3	19.8±0.4	19.8±0.4	59.1min	28.2±0.3
EE88/88/27.1	1	88±1.3	44±0.3	27.1±0.5	28.7±0.5	57.6min	29.5±0.3
EE100/118.8/27.5	1	100.3±1.5	59.4±0.5	27.5±0.5	27.5±0.5	72min	46.85±0.7

EE 型 / EE Core

型号 TYPE	图例 FIG.	参数 Parameters C1	Ae	Le	Ve	AL(Ref)* TP4A	TPW33	重量(Ref) g /PRS
EE47/13.6/13	1	0.79	76.24	59.85	4563.00	3000	3810	23.60
EE50/43.1/14.6	1	0.43	225.58	97.37	21963.8	6000	7700	57.5
EE50.4/12.8/16.5	1	0.66	93.71	61.96	5806.60	3590	4570	29.00
EE51/60/24B	1	0.39	345.74	135.89	46982.30	6680	8800	235.44
EE55/55/21A	1	0.35	349.02	123.61	43141.00	7350	9660	262.79
EE55/55/25A	1	0.30	416.80	123.61	51521.10	8770	11540	263.67
EE56.1/47.2/18.8	1	0.32	336.13	106.73	35874.10	7800	10200	184.60
EE57/55/21	1	0.36	347.99	125.26	43589.90	7260	9550	215.00
EE58.4/19/38.1	1	0.26	299.05	77.27	23105.96	8790	11300	112.00
EE58.8/34/38.1	2	0.23	305.00	107.20	32696.00	7420	9710	168.00
EE60.2/72/15.6	1	0.67	245.5	165.70	40679.4	4000	5400	101.00
EE63.8/40/50.3	2	0.23	514.00	119.00	61166.00	11420	15000	301.80
EE64/20/51B	1	0.15	517.66	78.33	40546.80	16300	21100	213.39
EE65/65/20	1	0.41	365.31	148.21	54141.90	5900	7840	268.35
EE65/65/27A	1	0.28	530.94	147.13	78116.10	9700	12800	395.02
EE65.7/24.5/50.8A	1	0.14	599.34	86.03	51560.60	17200	22400	258.76
EE66/65/27B	1	0.28	526.65	148.18	78037.90	9300	12400	390.00
EE70/66/32	1	0.22	683.00	150.00	102391.00	12200	16100	521.23
EE80/76/20	1	0.47	393.40	184.18	72454.80	5880	7840	360.00
EE88/88/27.1	1	0.25	782.92	193.73	151677.40	11220	14970	771.40
EE100/118.8/27.5	1	0.37	731.46	274.15	200530.50	7150	9630	996.00

*-Al为磁心对应参考值，具体规格以双方签订承认书为准；AL测试条件：1kHz 0.3V 10Ts；AL单位：nH/N2

*-图例仅展示产品形状，具体细节以实物或以双方签订承认书为准。

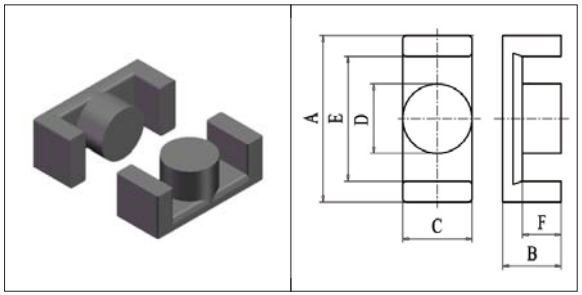

FIG.1

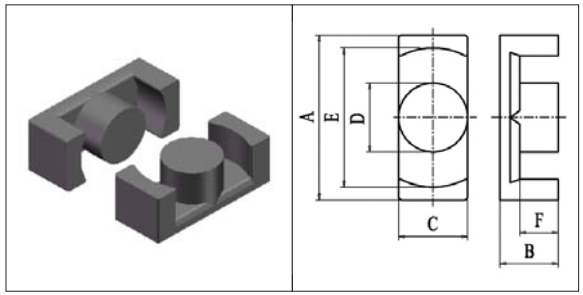

FIG.2

EER 型 / EER Core

型号 TYPE	图例 FIG.	尺寸 Dimensions (mm) A	B	C	D	E	F
EER16/15/5	1	16.3±0.4	7.5±0.2	5.0±0.3	5.0+0.15/-0.3	11.5min	5.35±0.2
EER19.8/8.2/6.6B	1	19.8±0.4	4.1±0.15	6.6±0.2	6±0.15	15.8±0.3	1.9±0.15
EER25/12.4/11	2	25±0.35	6.2±0.2	11±0.2	9.5±0.2	19.5±0.35	2.95±0.2
EER25/18/11C	2	25.0±0.3	9.05±0.15	11.0±0.15	9.5±0.15	19.5±0.3	5.8±0.15
ETD25/27/10	2	25+0.5/-0.3	13.4+0.4/-0	9.5±0.25	9.5±0.25	18.9min	9.7+0.4/-0
EER25.5/18/8G	2	25.5±0.5	9.3±0.3	7.5±0.3	7.5±0.3	19.6min	6.2±0.3
EER26.8/26.6/8.5	2	26.8±0.4	13.3±0.15	8.5±0.2	8.4±0.2	20.4±0.4	10±0.2
EER28/28/11A	2	28.5±0.6	14±0.3	11.4±0.3	9.9±0.3	21.2min	9.6±0.3
EER28/34/11B	2	28.5±0.6	16.9±0.3	11.4±0.3	9.9±0.3	21.2min	12.5±0.3
EER28/17/11	2	28.55±0.55	8.35±0.2	11.4±0.25	9.9±0.25	21.2min	5.15±0.15
EER28/18/7.5	1	28±0.4	9±0.2	7.5±0.2	7.5±0.2	22.4±0.5	6.1±0.25
EER29/28/11A	2	29.2±0.8	14.4±0.3	11.3±0.3	9.9±0.3	21.8min	10.1±0.3
EER29.4/39.2/11.4	2	29.4±0.5	19.6±0.25	11.4±0.25	9.9±0.2	22.6min	15.3±0.2
EER29.5/30.6/11.4A	2	29.5±0.5	30.6±0.4	11.4±0.25	9.9±0.25	22.1±0.5	19.2+0.5/-0.4
ETD29/32/10B	2	29.8±0.8	15.8±0.3	9.5±0.3	9.5±0.3	22.0min	11.0±0.3
EER30/19/20B	2	30.0±0.5	9.4±0.15	20.3±0.3	13.2+0.3/-0.2	25.0min	6.6±0.2
EER30/28/11	2	30±0.55	14.3±0.25	11.4±0.25	9.9±0.2	23min	9.9±0.2
EER30/33/11	2	30±0.55	16.9±0.25	11.4±0.25	9.9±0.25	23min	12.53±0.28
EER33/34/14F	2	33±0.6	17.3±0.3	14±0.3	12.5±0.3	24.7min	12.8±0.3
EER34/35/11B	2	34.2±0.8	17.6±0.2	10.8±0.3	10.8±0.3	25.6min	12.4±0.3
ETD34/34/11B	2	34.2±0.8	17.3±0.2	10.8±0.3	10.8±0.3	25.6min	12.1±0.3

EER 型 / EER Core

型号 TYPE	图例 FIG.	参数 Parameters C1	Ae	Le	Ve	AL(Ref)* TP4A	TPW33	重量(Ref) g /PRS
EER16/15/5	1	1.66	21.10	35.12	741.00	1200	1500	3.82
EER19.8/8.2/6.6B	1	0.85	28.96	24.73	716.2	2300	2600	3.8
EER25/12.4/11	2	0.45	71.60	32.35	2316.30	4400	5400	12.40
EER25/18/11C	2	0.61	71.62	43.75	3133.40	3450	4450	15.89
ETD25/27/10	2	0.91	67.27	60.90	4096.70	2410	3300	21.30
EER25.5/18/8G	2	1.05	44.93	47.38	2128.70	2050	2600	10.70
EER26.8/26.6/8.5	2	1.10	57.01	62.93	3587.80	1900	2450	18.20
EER28/28/11A	2	0.73	85.88	62.85	5397.80	2800	4000	28.43
EER28/34/11B	2	0.87	85.20	74.38	6336.90	2550	3600	32.93
EER28/17/11	2	0.55	78.63	43.45	3416.30	3800	5200	17.80
EER28/18/7.5	1	1.11	44.2	49.11	2170.7	2000	2400	12.11
EER29/28/11A	2	0.78	84.48	65.63	5544.40	2700	3600	28.86
EER29.4/39.2/11.4	2	1.05	82.72	86.73	7174.40	2150	2900	33.80
EER29.5/30.6/11.4A	2	0.72	90.15	64.55	5819.20	2850	3640	33.80
ETD29/32/10B	2	0.93	75.91	70.78	5373.10	2250	3150	27.80
EER30/19/20B	2	0.35	136.04	47.36	6442.20	6100	8350	34.20
EER30/28/11	2	0.78	84.83	65.79	5581.10	3100	3600	29.02
EER30/33/11	2	0.91	84.05	76.24	6408.10	3100	3500	33.90
EER33/34/14F	2	0.62	126.95	78.58	9975.40	3800	5100	50.32
EER34/35/11B	2	0.83	96.50	80.26	7744.60	2600	3900	40.00
ETD34/34/11B	2	0.82	96.57	79.06	7634.60	2500	3900	39.51

*-Al为磁心对应参考值，具体规格以双方签订承认书为准；AL测试条件：1kHz 0.3V 10Ts；AL单位：nH/N2

*-图例仅展示产品形状，具体细节以实物或以双方签订承认书为准。

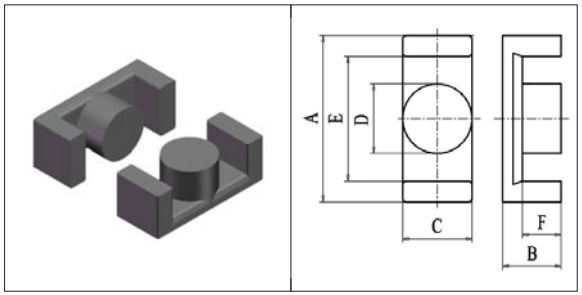

FIG.1

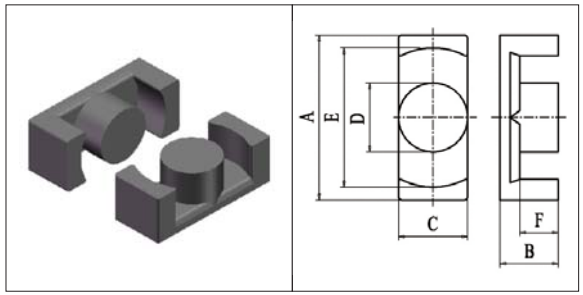

FIG.2

EER 型 / EER Core

型号 TYPE	图例 FIG.	尺寸 Dimensions (mm) A	B	C	D	E	F
EER35/42/11B	2	35±0.7	21±0.3	11.3±0.4	11.3±0.3	25.3min	15±0.3
EER35.3/43/11.3E	1	35.3±0.5	21.5±0.2	11.3±0.25	11.3±0.25	26.5min	15.5±0.3
EER36/43/11M	2	36.0±0.6	21.6±0.3	11.3±0.3	11.3±0.3	27.5min	15.6±0.3
EER39/29/13A	2	39.1±0.6	14.3±0.2	12.5±0.25	12.5±0.25	29.3min	9.1±0.3
EER39/44/13I	2	39.1±0.9	22.2±0.3	12.7±0.4	12.7±0.3	29.3min	17.0±0.4
ETD39/40/13M	2	39.1±0.9	19.8±0.2	12.7±0.4	12.7±0.3	29.3min	14.6±0.4
EER40/42/15	2	40.0+0.8/-0.5	21.3±0.3	15.0±0.3	14.0±0.3	30.7min	15.3±0.3
EER40/45/13A	2	40.0±0.8	22.4±0.3	13.3±0.3	13.3±0.3	29.0min	15.4±0.3
EER42/42/15A	2	42.0±0.8	21.4±0.3	15.2+0.3/-0.2	15.2+0.3/-0.2	30.5min	15.6+0.2/-0.25
EER42/44/15H	2	42±0.8	22±0.3	15.2+0.3/-0.2	15.2+0.3/-0.2	30.5min	15.4±0.3
EER42/42/20A	2	42.15±0.65	21.2±0.3	19.6±0.4	17.2±0.3	31.8min	15.3±0.3
EER43/45/15R	2	43.0±0.8	22.4±0.3	15.5±0.4	15.5±0.3	31min	15.5±0.2
EER44/45/15B	2	44.0±1.0	22.3±0.3	14.8±0.4	14.8±0.4	32.5min	16.5±0.4
EER49/50/16A	2	49.0±0.6	24.7±0.2	16.3±0.3	16.3±0.2	37.3±0.5	18.1±0.25
EER49/54/17Q	2	49.0±1.0	27.0±0.3	17.2±0.4	17.2±0.3	36.5min	18.7±0.3
ETD49/49/16C	2	49±1	24.7±0.3	16.3±0.4	16.3±0.4	36.1min	18.1±0.4
EER53/46/22F	2	53.2±0.8	23.2±0.3	21.4±0.3	19.9±0.3	38.7min	16.5+0.5/-0.1
ETD54/54/19	2	54.2±1.0	27.1±0.3	18.9±0.4	18.9±0.3	40.5min	19.5±0.3
EER54/55/19A	2	54.5±1.3	27.6±0.2	18.9±0.4	18.9±0.4	40.1+2.2/-0	20.2±0.4
ETD55/62/21.4	2	55.5±0.8	31+0/-0.4	21.4+0/-0.7	21.4+0/-0.7	41.8+2.2/-0	22.5±0.3
EER59/62/22A	2	59.8±1.4	31.2+0/-0.4	22.1+0/-0.9	22.1+0/-0.9	43.6min	22.1+0.9/-0

EER 型 / EER Core

型号 TYPE	图例 FIG.	参数 Parameters C1	Ae	Le	Ve	AL(Ref)* TP4A	TPW33	重量(Ref) g /PRS
EER35/42/11B	2	0.82	110.72	91.19	10096.20	2600	4050	52.77
EER35.3/43/11.3E	1	0.87	107.51	93.86	10091.2	2800	3600	53.5
EER36/43/11M	2	0.90	105.50	95.03	10025.30	2600	3600	52.10
EER39/29/13A	2	0.56	126.26	70.46	8896.80	4350	5550	45.00
EER39/44/13I	2	0.80	127.11	102.11	12978.90	2800	3900	57.80
ETD39/40/13M	2	0.73	127.26	92.51	11772.80	3000	4400	61.00
EER40/42/15	2	0.61	158.12	96.33	15230.90	3500	5250	80.50
EER40/45/13A	2	0.64	151.92	97.37	14792.00	3600	4800	76.89
EER42/42/15A	2	0.54	181.46	97.47	17687.30	4100	5600	92.00
EER42/44/15H	2	0.52	186.89	97.89	18294.80	4100	6400	93.60
EER42/42/20A	2	0.41	231.68	95.34	22088.10	5200	7150	114.34
EER43/45/15R	2	0.51	196.28	99.25	19480.60	3800	5220	104.30
EER44/45/15B	2	0.60	171.94	103.68	17826.40	3800	5600	94.00
EER49/50/16A	2	0.54	211.04	114.69	24205.00	4000	5500	123.07
EER49/54/17Q	2	0.50	238.23	118.44	28216.90	4200	5770	148.00
ETD49/49/16C	2	0.54	212.27	114.56	24317.70	4000	5900	122.00
EER53/46/22F	2	0.35	309.79	108.74	33685.00	7450	9750	173.60
ETD54/54/19	2	0.45	277.34	124.73	34592.30	5400	7100	166.00
EER54/55/19A	2	0.45	279.99	127.22	35620.30	5300	7000	188.19
ETD55/62/21.4	2	0.42	328.41	137.22	45065.40	5930	7830	232.00
EER59/62/22A	2	0.39	364.23	140.85	51303.30	6100	8600	262.74

*-Al为磁心对应参考值，具体规格以双方签订承认书为准；AL测试条件：1kHz 0.3V 10Ts；AL单位：nH/N2

*-图例仅展示产品形状，具体细节以实物或以双方签订承认书为准。

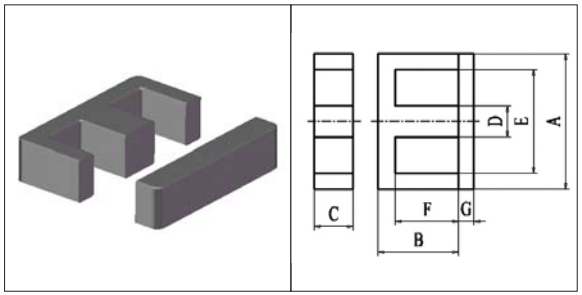

FIG.1

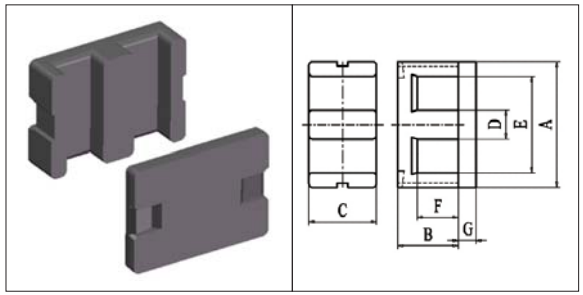

FIG.2

EI 型 / EI Core

型号 TYPE	图例 FIG.	尺寸 Dimensions (mm) A	B	C	D	E	F	G
EI12.5/9/5	1	12.5±0.3	7.4±0.2	5±0.2	2.4±0.2	9.1min	5.1±0.2	1.5±0.15
EI14/5/5A	1	14.0±0.3	3.5±0.1	5±0.15	3±0.1	10.52min	1.9min	1.8±0.1
EI15.8/8.9/21.8	1	15.8±0.4	6.9±0.15	21.8±0.4	3.6±0.2	11.4min	4.9±0.15	2±0.1
EI16/14/5B	1	16±0.4	12.4±0.3	4.8±0.2	4±0.2	11.7min	10.4±0.3	2±0.2
EI18/7.2/10	1	18±0.35	5.2±0.15	10±0.2	4±0.1	14±0.35	3.2±0.15	2±0.15
EI19/16/5	1	19.2±0.4	13.6±0.4	5.1+0/-0.5	5.1+0/-0.5	14.0min	11.3±0.3	2.4±0.2
EI20/16/5	1	20±0.3	13.55±0.25	5±0.2	4.55±0.15	14.3min	11.15±0.15	2.3±0.1
EI22/8/16A	2	21.8±0.4	5.7±0.2	15.8±0.35	5±0.2	16.8±0.4	3.2±0.2	2.5±0.2
EI22/19/6	1	22.0±0.6	15.0±0.3	6.0+0/-0.5	6.0+0/-0.5	15.6min	11.0±0.3	4.0±0.3
EI22/19.5/6	1	22±0.6	15±0.3	6±0.2	6±0.2	15.6min	11±0.3	4.5±0.3
EI25.4/20/6.4A	1	25.4±0.5	16.8±0.3	6.4±0.3	6.4±0.3	18.7min	13.5±0.3	3.1±0.2
EI25/13/6	1	25.4±0.5	9.5±0.2	6.4±0.3	6.35±0.2	18.55min	6.45±0.2	3.0±0.2
EI25/20/7E	1	25.4±0.5	16.5±0.3	6.6±0.3	6.6±0.3	18.6min	13.2±0.3	3.0±0.3
EI27/21/8	1	26.5±0.5	17.3±0.3	8.0±0.3	7.0±0.3	18.5min	13.5±0.3	3.5+0.5/-0
EI28/10/12A	1	28±0.6	7.5+0/-0.3	11.9+0.25/-0.3	8.5±0.2	21.1±0.6	5.0±0.15	2.5+0/-0.3
EI28/20/11U	1	28±0.6	17.5±0.3	11+0/-0.5	7.5+0/-0.6	18.6min	12.8±0.3	3.5±0.3
EI30/10/16	2	30±0.5	6.5±0.15	16±0.35	7±0.2	23±0.5	3±0.2	3.5±0.15
EI30/27/11A	1	30.5±0.6	21.4±0.3	10.7±0.3	10.7±0.3	20.0min	16.5±0.3	5.5±0.3
EI30.5/27/11	1	30.5±0.5	21.4±0.3	11+0/-0.5	11+0/-0.5	21min	16.5±0.3	5.5±0.3
EI32/10/20	1	31.75±0.64	6.35±0.2	20.32±0.4	6.35±0.15	24.5min	3.18±0.2	3.18±0.2
EI33/29/13B	1	33.0±0.6	24.25±0.25	12.75±0.25	9.7±0.3	23.8min	19.25±0.25	5.0±0.3

EI 型 / EI Core

型号 TYPE	图例 FIG.	参数 Parameters C1	Ae	Le	Ve	AL(Ref)* TP4A	TPW33	重量(Ref) g /PRS
EI12.5/9/5	1	1.45	14.78	21.49	317.60	1200	1500	1.81
EI14/5/5A	1	1.09	15.18	16.58	251.70	1440	1750	1.25
EI15.8/8.9/21.8	1	0.28	84.58	24.08	2036.70	6450	8860	10.41
EI16/14/5B	1	1.83	19.20	35.08	673.60	1100	1370	3.34
EI18/7.2/10	1	0.57	40.00	22.68	907.30	3000	3650	4.70
EI19/16/5	1	1.71	23.19	39.62	918.80	1200	1510	4.36
EI20/16/5	1	1.68	23.81	40.04	953.40	1200	1550	4.50
EI22/8/16A	2	0.33	79.00	26.05	2058.30	5100	6800	10.40
EI22/19/6	1	1.16	36.58	42.54	1556.10	1800	2400	8.50
EI22/19.5/6	1	1.08	39.28	42.58	1672.70	1770	2200	5.60
EI25.4/20/6.4A	1	1.22	40.75	49.84	2030.90	1770	2260	10.15
EI25/13/6	1	0.89	39.65	35.32	1400.60	2600	3580	7.20
EI25/20/7E	1	1.16	42.13	48.86	2058.40	1800	2290	10.50
EI27/21/8	1	0.87	58.24	50.51	2941.50	2500	3160	15.00
EI28/10/12A	1	0.47	66.17	30.99	2050.80	4000	5400	12.40
EI28/20/11U	1	0.59	84.84	49.71	4217.50	3600	4500	22.00
EI30/10/16	2	0.29	112.00	33.00	3695.50	6500	8200	10.40
EI30/27/11A	1	0.53	110.19	59.06	6507.40	3800	5100	32.40
EI30.5/27/11	1	0.56	106.67	59.30	6325.70	3830	4870	34.10
EI32/10/20	1	0.27	129.85	35.22	4573.60	7000	9000	23.67
EI33/29/13B	1	0.57	119.34	67.99	8113.40	3800	5000	40.90

*-Al为磁心对应参考值，具体规格以双方签订承认书为准；AL测试条件：1kHz 0.3V 10Ts；AL单位：nH/N2

*-图例仅展示产品形状，具体细节以实物或以双方签订承认书为准。

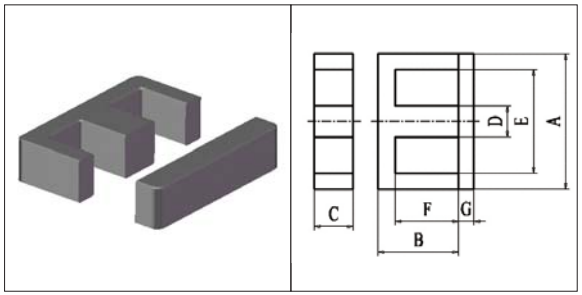

FIG.1

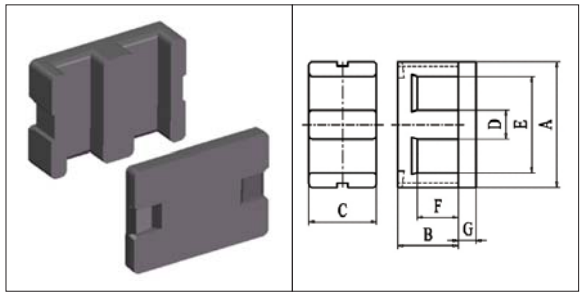

FIG.2

EI 型 / EI Core

型号 TYPE	图例 FIG.	尺寸 Dimensions (mm) A	B	C	D	E	F	G
EI30/10/16	2	30±0.5	6.5±0.15	16±0.35	7±0.2	23±0.5	3±0.2	3.5±0.15
EI30/27/11A	1	30.5±0.6	21.4±0.3	10.7±0.3	10.7±0.3	20.0min	16.5±0.3	5.5±0.3
EI30.5/27/11	1	30.5±0.5	21.4±0.3	11+0/-0.5	11+0/-0.5	21min	16.5±0.3	5.5±0.3
EI32/10/20	1	31.75±0.64	6.35±0.2	20.32±0.4	6.35±0.15	24.5min	3.18±0.2	3.18±0.2
EI33/29/13B	1	33.0±0.6	24.25±0.25	12.75±0.25	9.7±0.3	23.8min	19.25±0.25	5.0±0.3
EI35/29/10I	1	35.0±0.6	24.2±0.4	10.0±0.3	10.0±0.3	24.5min	18.2±0.4	5.0±0.3
EI38/12/25	1	38.1±0.8	8.26±0.15	25.4±0.55	7.6±0.2	30.8±0.6	4.46±0.15	3.81±0.15
EI40/35/12B	1	40.0±0.8	27.2+0.6/-0	12.0+0/-0.6	12.0+0/-0.6	27.5min	20.2+0.6/-0	7.5±0.3
EI42/27/20B	1	42±0.7	21.2±0.3	20+0.2/-0.5	12+0.2/-0.5	29.5min	15.3±0.3	6.1±0.3
EI44/37/15B	1	44.0+0.9/-0.6	30.3±0.4	15+0.4/-0.4	11.7+0.3/-0.3	31.2min	23.3+0.4/-0.3	7.0±0.3
EI50/42/15	1	50.0±0.7	33.35±0.35	14.6±0.4	14.6±0.4	34.0min	24.75±0.3	9.0±0.3
EI60/44/16	1	60.0±0.8	35.85±0.35	15.6±0.4	15.6±0.4	44.1min	27.85±0.35	8.5±0.3
EI64/15/51B	1	64.0±1.0	10.35±0.15	51±0.8	10.3±0.2	53.8±1.0	5.3±0.25	5.08±0.2

EI 型 / EI Core

型号 TYPE	图例 FIG.	参数 Parameters C1	Ae	Le	Ve	AL(Ref)* TP4A	TPW33	重量(Ref) g /PRS
EI30/10/16	2	0.29	112.00	33.00	3695.50	6500	8200	10.40
EI30/27/11A	1	0.53	110.19	59.06	6507.40	3800	5100	32.40
EI30.5/27/11	1	0.56	106.67	59.30	6325.70	3830	4870	34.10
EI32/10/20	1	0.27	129.85	35.22	4573.60	7000	9000	23.67
EI33/29/13B	1	0.57	119.34	67.99	8113.40	3800	5000	40.90
EI35/29/10I	1	0.60	105.40	68.40	7203.10	3200	4780	37.00
EI38/12/25	1	0.23	192.35	43.96	8455.90	9000	11450	44.00
EI40/35/12B	1	0.52	146.80	77.59	11390.40	4200	5660	59.57
EI42/27/20B	1	0.29	236.09	67.66	15972.70	8000	10700	82.20
EI44/37/15B	1	0.41	198.09	81.48	16140.40	6000	8250	79.80
EI50/42/15	1	0.41	229.50	94.73	21740.30	5500	7500	115.00
EI60/44/16	1	0.45	245.63	109.87	26987.40	5400	7350	132.20
EI64/15/51B	1	0.14	518.23	70.11	36331.00	18000	22900	185.00

*-Al为磁心对应参考值，具体规格以双方签订承认书为准；AL测试条件：1kHz 0.3V 10Ts；AL单位：nH/N2

*-图例仅展示产品形状，具体细节以实物或以双方签订承认书为准。

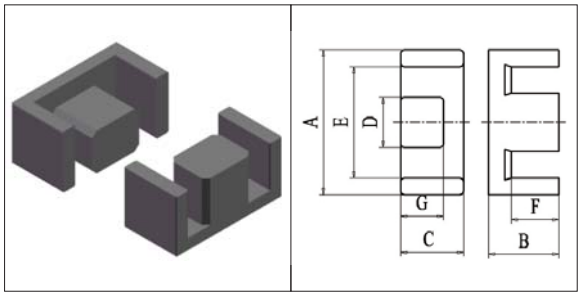

FIG.1

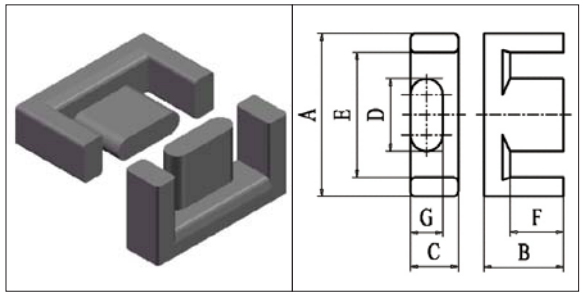

FIG.2

EM 型 / EM Core

型号 TYPE	图例 FIG.	尺寸 Dimensions (mm) A	B	C	D	E	F	G
EM6.4	1	6.4±0.15	3.65±0.1	3.25±0.1	1.9±0.1	4.9±0.15	2.85±0.15	1.8±0.1
EM7.4/11/2.5	1	7.4±0.2	5.5±0.2	2.5±0.2	2.2±0.1	5.4±0.1	4.5±0.1	1±0.1
EM12.4/6	1	12.4±0.2	6.0±0.2	4.0±0.1	5.15±0.15	9.65±0.25	4.6±0.2	2.2±0.1
EM12.6/12.4/4	1	12.6±0.35	6.15+0.2/-0.1	4±0.2	5±0.2	9.9min	4.75+0.2/-0.1	2±0.2
EM12.7/7A	1	12.7±0.25	6.85±0.15	3.3±0.15	6.0±0.1	9.0min	4.55±0.15	1.85±0.1
EFD12.7F	1	12.7±0.3	10.6±0.15	5.4±0.15	4.5±0.15	8.7min	8.1±0.15	3.5±0.15
EM12.7/12.9/4.8	1	12.7±0.3	6.4+0.2/-0.1	4.75±0.2	5.15±0.15	9.7min	4.9+0.2/-0.1	2.2±0.1
EM13/12.6/4.2	1	13±0.3	6.3±0.15	4.15±0.2	4.6±0.2	10.4±0.2	4.9±0.15	2.35±0.15
EM13.4/6	1	13.4±0.2	6.05±0.15	3.5±0.15	6.8±0.1	10.4±0.2	3.9±0.15	1.8±0.1
EM13.5/12.9/4.6	1	13.5±0.25	6.45±0.2	4.6±0.15	4.85±0.15	10.5±0.2	4.35±0.15	2.05±0.15
EM15/19/3.8	1	15±0.4	9.5±0.16	3.8±0.2	5.3±0.2	11±0.35	6.7±0.25	1.9±0.15
EM16.6W	1	16.55±0.25	19.5±0.2	4.45±0.1	5.8+0.15/-0.2	11.4min	16.55+0.2/-0.1	2.8+0.1/-0.08
EM17/17.2/5.3	1	17.0±0.4	8.6±0.1	5.3±0.15	6.95±0.15	12.65±0.35	6.5±0.15	3±0.15
EM17A	1	17.0±0.4	8.5±0.1	5.3±0.15	6.95±0.15	12.65±0.35	6.4±0.2	3±0.15
EM17.7/17.2/5.6	1	17.7±0.3	8.6±0.15	5.6±0.15	7.5±0.3	13.1min	6.3±0.15	3.3±0.1
EM20/20/6.7A	1	20±0.5	9.95±0.1	6.65±0.15	8.9±0.15	15.4±0.45	7.65±0.15	3.6±0.15
EM22.2/22.5/7.9	1	22.2±0.4	11.25±0.2	7.9±0.2	8.4±0.15	16.4±0.4	8.35±0.25	5.4±0.15
EM22.2/26.8/7.9	1	22.2±0.4	13.4±0.2	7.9±0.2	8.4±0.15	16.4±0.4	10.5±0.25	5.4±0.15
EM23/15.4/8	1	23±0.4	7.7±0.15	8±0.2	8.9±0.15	19.4±0.4	5.2±0.2	
EM24.5	1	24.47±0.65	13.5±0.15	9.29±0.2	11.0±0.2	18.3±0.6	9.325±0.25	5.2±0.15
EVD25Y	1	25+0.9/-0.7	12.9+0/-0.5	13+0/-0.8	8.8+0.4/-0.25	18.8+1.2/-0	9.3+0.6/-0	8.3+0.4/-0.3

EM 型 / EM Core

型号 TYPE	图例 FIG.	参数 Parameters C1	Ae	Le	Ve	AL(Ref)* TP4A	TPW33	重量(Ref) g /PRS
EM6.4	1	4.15	4.15	17.21	71.40	370	430	16.00
EM7.4/11/2.5	1	7.42	2.91	21.61	62.9			0.5
EM12.4/6	1	2.59	11.18	28.92	323.30	730	880	1.68
EM12.6/12.4/4	1	3.01	10.04	30.25	303.70	600	730	1.70
EM12.7/7A	1	2.43	11.95	29.03	346.90	730	880	1.91
EFD12.7F	1	2.40	18.60	43.50	807.00	940	1250	4.42
EM12.7/12.9/4.8	1	2.35	12.62	29.63	373.90	800	1000	2.00
EM13/12.6/4.2	1	2.83	11.01	31.14	342.9	500	620	1.8
EM13.4/6	1	2.21	12.07	26.68	322.00	730	870	1.73
EM13.5/12.9/4.6	1	2.28	12.79	29.16	373.00	800	1000	2.20
EM15/19/3.8	1	3.00	12.82	38.59	494.70	550	680	3.14
EM16.6W	1	4.22	18.85	79.51	1498.80	508	660	8.00
EM17/17.2/5.3	1	1.84	21.92	40.27	882.7	1100		4.5
EM17A	1	1.82	21.93	39.87	874.40	1110	1370	4.48
EM17.7/17.2/5.6	1	1.63	24.75	40.22	995.40	1270	1580	4.80
EM20/20/6.7A	1	1.52	31.13	47.41	1475.7			7.7
EM22.2/22.5/7.9	1	1.15	45.64	52.5	2396.0	2000.0		12.35
EM22.2/26.8/7.9	1	1.36	45.54	61.77	2812.90	1700	2200	14.00
EM23/15.4/8	1	1.25	33.13	41.49	1374.6			7.6
EM24.5	1	0.97	60.91	58.93	3589.60	2280	2890	19.37
EVD25Y	1	0.83	73.97	61.28	4532.80	2770	3530	23.00

*-Al为磁心对应参考值，具体规格以双方签订承认书为准；AL测试条件：1kHz 0.3V 10Ts；AL单位：nH/N2

*-图例仅展示产品形状，具体细节以实物或以双方签订承认书为准。

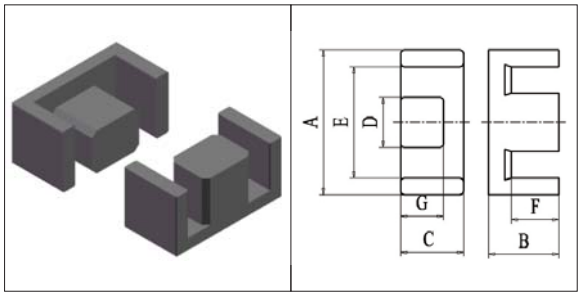

FIG.1

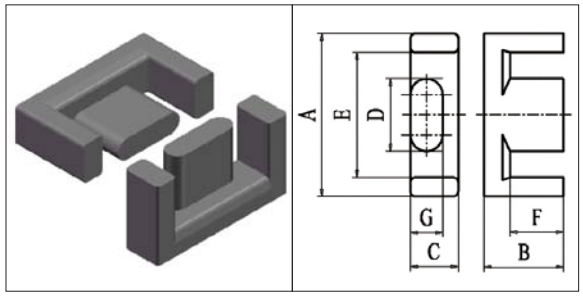

FIG.2

EM 型 / EM Core

型号 TYPE	图例 FIG.	尺寸 Dimensions (mm) A	B	C	D	E	F	G
EVD25U	1	25.1+0.8/-0	13.1±0.2	12.55±0.25	8.8±0.25	19.4+0.8/-0	9.9+0.2/-0.1	8.3±0.3
EM25/25/7.6	1	25±0.65	12.5±0.2	7.6±0.2	11.4±0.3	18.7±0.6	9.3±0.2	4.3±0.2
EVD26/28/12	1	26±0.7	14±0.25	12±0.35	9.5±0.4	19.3±0.5	10.15±0.25	8.2±0.3
EM25.8/28.1/14.9A	1	26+0.1/-0.5	14.05±0.15	14.9±0.25	10±0.2	18.4min	10.3±0.15	10.8±0.15
EM26/14B	1	26±0.4	13.7±0.2	10.3±0.2	11.6±0.2	17.8±0.4	9.6+0.2/-0.15	7.4±0.15
EM27.4/26/7	1	27.4±0.4	13±0.2	7±0.2	13±0.2	21.4±0.4	10±0.2	3.2±0.15
EM27.7/7.2/11.4	1	27.7±0.35	3.6±0.1	11.4±0.2	13.5±0.2	23.7±0.35	1.35±0.15	3.5±0.1
EM28/17A	1	28±0.4	16.8±0.2	13±0.2	9±0.2	20.3+0.5/-0.2	12.3+0.3/-0.1	8.6±0.2
EM29/26/11.8	1	29±0.75	13±0.2	11.8±0.2	11±0.25	22.5±0.65	9.5±0.25	6.9±0.2
EM30/6.8/9.3	1	30±0.4	3.4±0.1	9.3±0.2	9.2±0.2	22±0.4	0.6±0.15	
EM31.5/43.6/6.9	1	31.5±0.45	21.8±0.2	6.9±0.25	12.5±0.2	23.1±0.4	17.6±0.2	4.4±0.2
EM32.4/29.2/12	1	32.4±0.8	14.6±0.3	12±0.4	13±0.3	24.4±0.5	10.3±0.2	7.5±0.3
EM35E	1	35±0.5	29.1±0.2	5.4±0.15	15±0.2	24+0.5/-0.3	23.3+0.3/-0.1	3.8+0.1/-0.2
EM35.5/35.5/6.8A	1	35.5±0.8	17.75±0.2	6.8±0.2	16.2+0.3/-0.4	26.2±0.4	13.1±0.2	3.9+0.1/-0.15
EM36.5/33.8/11.5	1	36.5±0.7	16.9±0.3	11.5±0.4	15.3±0.3	26.5±0.5	11.7±0.2	7.7±0.3
EM37.7/35.6/7.6	1	37.7±0.65	17.8±0.2	7.6±0.25	18.8±0.3	29.5±0.6	13.3±0.2	3.4±0.2
EM38/41.2/7.6A	2	38+0.9/-0.4	20.6±0.2	7.6±0.25	18.8±0.3	29.4min	15.8+0.3/-0.1	3.4±0.2
EM39/24A	2	39±0.7	23.55±0.25	9.6±0.35	17.7+0.2/-0.3	31±0.7	17.55±0.2	4.5±0.2
EM41/45/15B	1	41±0.8	22.5±0.2	15±0.2	19.5±0.2	28.7min	16±0.25	9±0.2
EM41/40.8/11.8	2	41±0.7	40.8±0.3	11.8±0.3	16.6+0.3/-0.4	31.4+0.7/-0.5	31.2±0.3	6.7±0.25
EM43.4/44/8B	2	43.4±0.6	22.1±0.2	8±0.3	22.5±0.3	33.5min	17±0.2	3.2±0.15

EM 型 / EM Core

型号 TYPE	图例 FIG.	参数 Parameters C1	Ae	Le	Ve	AL(Ref)* TP4A	TPW33	重量(Ref) g /PRS
EVD25U	1	0.81	74.25	60.05	4459.80	2910	3700	24.00
EM25/25/7.6	1	1.19	48.50	57.74	2800.40	1940	2460	15.62
EVD26/28/12	1	0.79	81.30	64.25	5223.60	2840	3620	26.89
EM25.8/28.1/14.9A	1	0.59	108.05	64.20	6936.80	3940	5030	34.89
EM26/14B	1	0.71	85.23	60.09	5121.70	3310	4210	60.00
EM27.4/26/7	1	1.48	41.50	62.00	2596.00	1590	2030	14.00
EM27.7/7.2/11.4	1	0.64	49.79	31.64	1575.4			8.2
EM28/17A	1	0.82	91.04	74.71	6801.60	2550	3280	35.20
EM29/26/11.8	1	0.82	77.98	63.92	4984.5	2900		25.35
EM30/6.8/9.3	1	0.49	56.02	27.29	1528.8			8.5
EM31.5/43.6/6.9	1	1.71	56.67	96.71	5480.60	1460	1900	28.15
EM32.4/29.2/12	1	0.7	98.48	69.35	6829.6			35.9
EM35E	1	2.10	58.28	122.46	7136.70	1220	1600	36.20
EM35.5/35.5/6.8A	1	1.27	63.20	80.10	5062.30	2000	2500	26.30
EM36.5/33.8/11.5	1	0.66	117.25	77.53	9090.40	3680	4740	47.20
EM37.7/35.6/7.6	1	1.29	64.00	84.00	5345.00	1860	2410	28.50
EM38/41.2/7.6A	2	1.46	64.74	94.25	6101.80	1690	2200	32.00
EM39/24A	2	1.24	83.49	103.23	8618.70	1930	2520	45.20
EM41/45/15B	1	0.55	179.45	98.47	17671.20	4590	5990	88.00
EM41/40.8/11.8	2	0.90	110.92	99.58	11045.00	2900	3700	55.00
EM43.4/44/8B	2	1.37	74.50	101.83	7586.60	1830	2390	60.00

*-Al为磁心对应参考值，具体规格以双方签订承认书为准；AL测试条件：1kHz 0.3V 10Ts；AL单位：nH/N2

*-图例仅展示产品形状，具体细节以实物或以双方签订承认书为准。

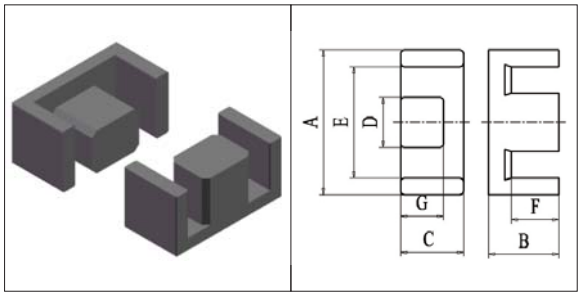

FIG.1

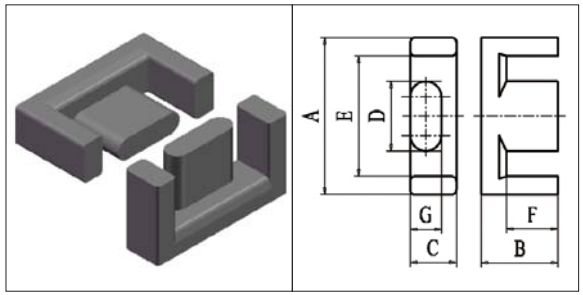

FIG.2

EM 型 / EM Core

型号 TYPE	图例 FIG.	尺寸 Dimensions (mm) A	B	C	D	E	F	G
EM44/44.6/10	1	44±0.6	22.3±0.3	10±0.25	20+0.2/-0.3	31.5min	16.2±0.2	6.6±0.15
EM44/44.6/13	1	44±0.6	22.3±0.3	13±0.25	20+0.2/-0.3	31.5min	16.2±0.2	6.25±0.15
EM45.2/49.4/5.9	2	45.2±0.8	24.7±0.2	5.9±0.3	24±0.4	33.6±0.8	18±0.2	2.9±0.2
EM45.5/48.6/6.5	1	45.5±0.8	24.3±0.25	6.5±0.3	22.8±0.35	33.4±0.7	17.7±0.25	3.3±0.2
EM47.8/53.6/17.5A	1	47.8±0.6	26.8±0.15	17.5±0.3	21±0.35	36±0.6	20.9±0.15	10+0.15/-0.2
EM48/44.6/15	1	48±0.6	22.3±0.3	15±0.25	20+0.2/-0.3	31.5min	16.2±0.2	6.6±0.15
EM49/53.2/7B	2	49±0.6	26.6±0.2	7+0.2/-0.3	27+0.15/-0.35	35.3min	19.3+0.2/-0.1	3.5+0.1/-0.3
EM51/61	1	51±0.8	30.3±0.15	13.75±0.3	22.5±0.4	35.2min	22.3±0.15	8.9±0.2
EM50.4/47.4/8.2A	1	50.4±0.7	23.7±0.3	8.2±0.3	26.2±0.3	36.4min	17±0.3	4.15±0.25
EM50.5/52.4/12	2	50.5±1	26.2±0.2	12±0.3	21.3±0.3	37.5min	19±0.2	7.5±0.3
EM50.7/26	2	50.7±0.7	25.6±0.25	9±0.35	23.6±0.3	38.1±0.7	18.5±0.25	5±0.2
EM50.7/28	2	50.7±0.7	27.85±0.25	9±0.35	23.6±0.3	38.1±0.7	20.75±0.25	5±0.2

EM 型 / EM Core

型号 TYPE	图例 FIG.	参数 Parameters C1	Ae	Le	Ve	AL(Ref)* TP4A	TPW33	重量(Ref) g /PRS
EM44/44.6/10	1	0.81	124.22	100.21	12448.30	3100	4000	64.30
EM44/44.6/13	1	0.71	140.92	100.66	14184.70	3200	4200	76.40
EM45.2/49.4/5.9	2	1.53	70.00	107.60	7542.00	1640	2140	58.00
EM45.5/48.6/6.5	1	1.36	78.57	106.67	8381.40	1840	2400	44.76
EM47.8/53.6/17.5A	1	0.6	207.9	123.8	25738.0			129.5
EM48/44.6/15	1	0.59	169.46	99.21	16811.80	3600	4700	86.40
EM49/53.2/7B	2	1.24	93.11	115.01	10708.70	2080	2730	55.70
EM51/61	1	0.64	206.86	131.78	27260.4			137.0
EM50.4/47.4/8.2A	1	0.98	109.12	106.61	11633.10	2660	3480	61.32
EM50.5/52.4/12	2	0.76	156.02	118.80	18534.70	3200	4210	94.20
EM50.7/26	2	0.97	118.33	115.29	13642.50	2590	3400	75.00
EM50.7/28	2	1.07	115.98	124.88	14483.10	2400	3160	75.00

*-Al为磁心对应参考值，具体规格以双方签订承认书为准；AL测试条件：1kHz 0.3V 10Ts；AL单位：nH/N2

*-图例仅展示产品形状，具体细节以实物或以双方签订承认书为准。

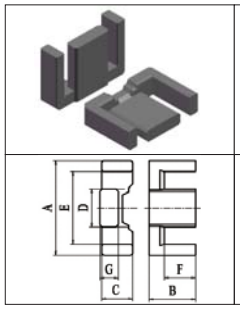

FIG.1

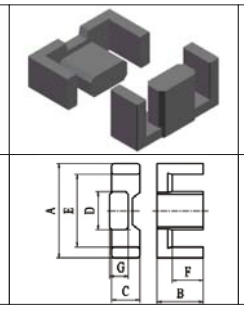

FIG.2

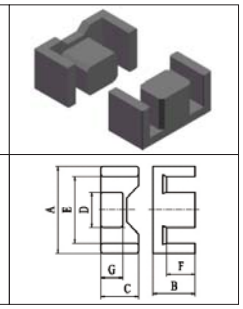

FIG.3

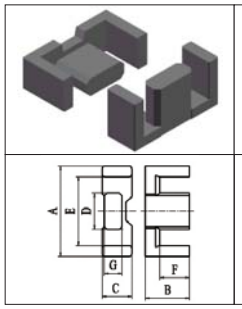

FIG.4

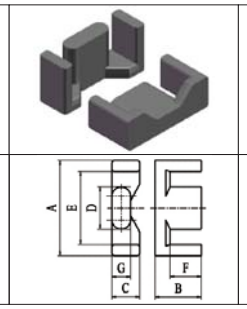

FIG.6

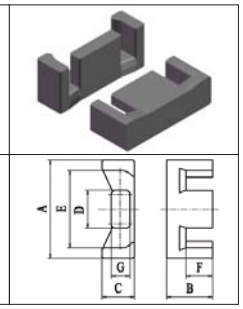

FIG.7

EFD 型 / EFD Core

型号 TYPE	图例 FIG.	尺寸 Dimensions (mm) A	B	C	D	E	F	G
EFD9.5/9.2/2.3	6	9.5±0.2	4.6±0.15	2.25±0.15	4±0.1	7.3±0.2	3±0.15	1.2±0.1
EFD10	1	10.5±0.3	5.2±0.1	2.7±0.1	4.55±0.15	7.65±0.25	3.75±0.15	1.45±0.05
EFD12	1	12.5±0.3	6.2±0.1	3.5±0.1	5.4±0.15	9.0±0.25	4.55±0.15	2.0±0.1
EFD13/10.6/4.3	3	13±0.3	5.3±0.15	4.3±0.2	4.2±0.2	9.5±0.25	3.8±0.15	
EFD13.3/11.4/3.8	7	13.3±0.3	5.7±0.15	3.8±0.25	6.8max	10.4±0.3	3.85min	1.65±0.15
EVD15	3	14.8+0.7/-0.5	9.0+0/-0.3	7.0+0/-0.4	5.8+0/-0.4	10.8+0.6/-0	6.0+0.4/-0	4.8+0/-0.4
EVD15M	3	15±0.3	9.6+0/-0.3	6.8±0.2	5.6±0.2	11.0+0.7/-0	6.6+0.4/-0	4.6±0.2
EVD15K	3	15.3±0.4	9±0.15	6.8±0.2	5.6+0.1/-0.3	11.2min	6.2+0.4/-0	4.65+0/-0.35
EFD14.8/15/4.7	2	14.8±0.3	7.5±0.15	4.65±0.15	5.3±0.15	11.3+0.3/-0.2	5.5±0.25	2.4±0.1
EFD15C	2	15±0.4	7.5±0.15	4.65±0.15	5.3±0.15	11±0.35	5.5±0.25	2.4±0.1
EFD15.5/15/4.7	2	15.5±0.5	7.5±0.15	4.65±0.2	5.3±0.2	11.2min	5.6±0.25	2.3±0.15
EFD15/15.8/6.7A	4	15±0.3	7.9±0.15	6.65±0.15	5.3±0.15	11.8±0.3	5.9±0.2	
EFD16.4/20.2/4	1	16.4±0.3	10.1±0.15	4±0.15	8±0.15	12.6±0.3	8.1±0.2	2±0.15
EFD17.5/15.3/4.7	3	17.5±0.4	7.65±0.15	4.65±0.15	5.3±0.15	13min	5.45±0.15	
EFD17.9/13/7.5	3	17.9±0.45	6.5±0.1	7.5±0.2	4.95±0.15	15.25±0.35	4.9±0.15	
EFD20/17.6/5.9	3	20±0.55	8.8±0.15	5.9±0.15	8±0.2	15.8±0.5	6.3±0.25	
EFD20	4	20.0±0.55	10.0±0.25	6.65+0.2/-0.15	8.9±0.2	15.4±0.5	7.7±0.25	3.6±0.2
EFD20/20/6.7C	4	20±0.4	10±0.2	6.65±0.2	8.9±0.2	15.5min	7.8±0.2	3.7±0.25
EFD20/26.3/6.7	1	20±0.4	13.15±0.25	6.65±0.15	8.9±0.15	15.45±0.35	10.9±0.2	3.7±0.15
EFD20.4	4	20.4±0.55	10±0.15	6.65±0.15	8.9±0.2	15.8±0.3	7.7±0.25	3.6±0.15
EFD20/20.8/5.4	6	20±0.5	10.4±0.2	5.4+0.2/-0.15	8.9±0.2	15.4±0.5	8.2±0.2	

EFD 型 / EFD Core

型号 TYPE	图例 FIG.	参数 Parameters C1	Ae	Le	Ve	AL(Ref)* TP4A	TPW33	重量(Ref) g /PRS
EFD9.5/9.2/2.3	6	4.12	4.91	20.25	99.40	390	460	2.00
EFD10	1	3.27	7.23	23.64	170.90	525	640	1.00
EFD12	1	2.70	10.88	27.68	301.22	740	888	1.66
EFD13/10.6/4.3	3	2.5	10.3	25.8	265.7	729	873	1.55
EFD13.3/11.4/3.8	7	3.18	9.58	30.43	291.50	570	700	16.57
EVD15	3	1.40	27.70	38.70	1070.00	1510	1860	5.60
EVD15M	3	1.63	25.00	42.00	1032.00	1270	1580	5.58
EVD15K	3	1.49	26.70	39.76	1061.60	1310	1630	5.50
EFD14.8/15/4.7	2	2.49	14.04	34.89	489.90	740	910	2.70
EFD15C	2	2.33	14.73	34.37	506.10	780	920	3.00
EFD15.5/15/4.7	2	2.39	14.77	35.31	521.50	780	870	2.80
EFD15/15.8/6.7A	4	1.87	20.05	37.55	752.8	1113	1371	3.8
EFD16.4/20.2/4	1	2.92	15.60	45.60	711.40	720	910	16.00
EFD17.5/15.3/4.7	3	2.4	15.2	36.48	554.5	860	1058	2.7
EFD17.9/13/7.5	3	2.0	18.36	36.8	675.6	1033	1271	3.34
EFD20/17.6/5.9	3	1.62	25.4	41.23	1047.2	1320	1637	5.48
EFD20	4	1.56	30.36	47.42	1439.60	1450	1800	7.60
EFD20/20/6.7C	4	1.61	29.61	47.63	1410.10	1280	1600	7.90
EFD20/26.3/6.7	1	1.99	30.23	60.03	1814.70	1170	1490	16.05
EFD20.4	4	1.58	30.26	47.81	1446.70	1430	1790	7.40
EFD20/20.8/5.4	6	1.80	26.7	48.1	1284.3	1241	1555	4.8

*-Al为磁心对应参考值，具体规格以双方签订承认书为准；AL测试条件：1kHz 0.3V 10Ts；AL单位：nH/N2

*-图例仅展示产品形状，具体细节以实物或以双方签订承认书为准。

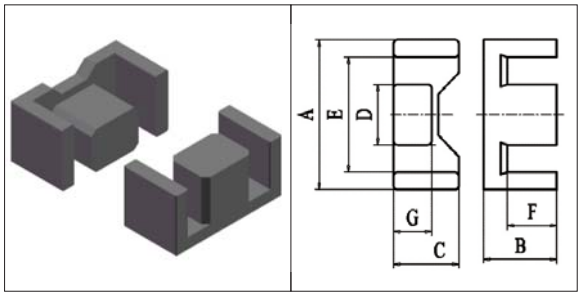

FIG.3

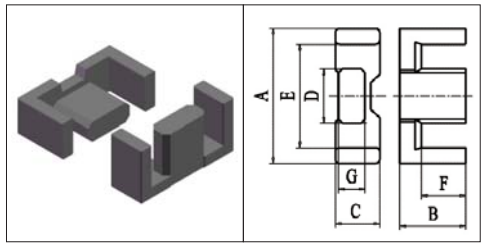

FIG.4

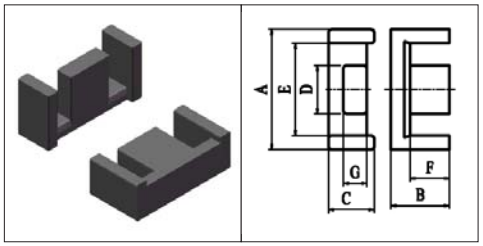

FIG.9

EFD 型 / EFD Core

型号 TYPE	图例 FIG.	尺寸 Dimensions (mm) A	B	C	D	E	F	G
EFD20.4/20.4/6.7	4	20.4±0.55	10.2±0.2	6.65±0.15	8.9+0.15/-0.2	15.8±0.3	7.9±0.2	3.6±0.15
EFD20.5/20/6.7A	4	20.5±0.4	10±0.25	6.65+0.2/-0.15	8.9±0.2	15.6min	7.7±0.3	3.6±0.2
EFD22.7/24.6/11.2A	3	22.7±0.7	12.3±0.3	11.2±0.3	8.1±0.3	17.1±0.4	8.9±0.3	
EFD23.5/23.4/8.3	3	23.5±0.4	11.7±0.25	8.3±0.2	8.9±0.2	15.6min	7.9±0.25	5±0.15
EFD25AQ	4	25±0.5	15.3+0.3/-0	11±0.2	10±0.2	19min	12+0.3/-0	6.5±0.2
EFD25B	4	25±0.65	12.5±0.25	9.1±0.2	11.4±0.2	18.7±0.6	9.3±0.25	5.2±0.25
EFD25/25/8.4	4	25±0.65	12.5±0.25	8.4±0.2	11.4±0.2	18.7±0.6	9.3±0.25	5.2±0.15
EFD25/28/8.7	9	25±0.5	14±0.15	8.7±0.2	12.5±0.2	19.4±0.5	10.5±0.15	3.9±0.15
EFD25.4/32.4/8.8	4	25.4±0.4	16.2±0.2	8.8+0.1/-0.3	11.3±0.2	18.9±0.4	13±0.2	5.2+0.1/-0.2
EFD25G	4	25.6±0.65	12.5±0.15	9.1±0.2	11.4+0.1/-0.2	19.3 min	9.3+0.25/-0	5.2+0.1/-0.15
EFD26/25.4/9	4	26±0.5	12.7±0.15	9±0.2	11.3+0.1/-0.2	19.7min	9.5±0.15	5.2+0.1/-0.15
EFD26.3/25.4/9.1	4	26.3±0.5	12.7±0.15	9.1±0.2	11.4+0.1/-0.2	20min	9.5±0.15	5.2+0.1/-0.15
EFD26.3/25.4/9	4	26.3±0.5	12.7±0.15	9+0.1/-0.2	11.3+0.1/-0.2	20.3min	9.5±0.15	5.1+0.1/-0.15
EVD29.9/33.6/12.5A	3	29.9±0.4	16.8±0.2	12.5±0.4	11.6±0.25	22.3±0.5	12.3±0.2	8.2±0.25
EVD30	3	29.7±0.8	16.4±0.3	12.5±0.4	11.6±0.3	22.1±0.5	11.9±0.3	8.2±0.3
EVD30/34/13.5A	3	30±0.6	17±0.15	13.5±0.4	11.6±0.3	22.1±0.5	12.5±0.3	9.2±0.2
EFD30	4	30.0±0.8	15.0±0.25	9.1±0.3	14.6±0.3	22.4±0.75	11.2±0.3	4.9±0.15
EFD30L	4	30.75max	15.5max	9±0.2	14.6±0.25	23.1min	11.4+0.3/-0.1	4.9±0.15
EFD31.4/35/8.8A	4	31.4±0.5	17.5±0.15	8.8±0.2	14.6±0.25	23.4min	13.7±0.3	4.9±0.15
EFD30I	4	31.7max	15.2±0.3	9+0.3/-0.2	14.6+0.3/-0.25	23.8min	11.4+0.3/-0.1	4.9+0.2/-0.15
EFD32.45/32.3/10.3E	3	32.45±0.6	16.15±0.15	10.3±0.3	14.1+0.25/-0.35	24.5±0.5	12.15±0.2	6±0.2

EFD 型 / EFD Core

型号 TYPE	图例 FIG.	参数 Parameters C1	Ae	Le	Ve	AL(Ref)* TP4A	TPW33	重量(Ref) g /PRS
EFD20.4/20.4/6.7	4	1.56	31.11	48.62	1512.30	1410	1770	7.58
EFD20.5/20/6.7A	4	1.53	31.31	47.90	1499.80	1430	1790	3.59
EFD22.7/24.6/11.2A	3	0.86	65.45	56.52	3699.1	2692	3408	18.4
EFD23.5/23.4/8.3	3	1.01	50.80	51.08	2594.70	1980	2490	14.72
EFD25AQ	4	1.13	62.93	71.05	4470.70	2080	2660	22.50
EFD25B	4	1.03	56.39	58.01	3271.20	2310	2930	21.00
EFD25/25/8.4	4	1.07	53.93	57.57	3104.50	2150	2720	20.00
EFD25/28/8.7	9	1.24	50.87	63.13	3211.30	1920	2450	14.60
EFD25.4/32.4/8.8	4	1.31	55.80	72.98	4072.40	1870	2400	0.19
EFD25G	4	1.11	53.28	59.18	3153.00	2040	2590	16.60
EFD26/25.4/9	4	1.10	54.50	60.02	3271.10	2050	2600	16.23
EFD26.3/25.4/9.1	4	1.11	54.42	60.33	3283.00	2060	2620	16.47
EFD26.3/25.4/9	4	1.16	52.01	60.40	3141.50	1920	2440	0.56
EVD29.9/33.6/12.5A	3	0.77	98.64	75.98	7494.90	3090	3980	37.60
EVD30	3	0.76	99.00	74.80	7410.00	3130	4020	39.00
EVD30/34/13.5A	3	0.72	106.73	76.81	8197.80	4190	5760	37.00
EFD30	4	1.01	68.02	68.89	4685.60	2430	3120	25.00
EFD30L	4	0.99	69.00	68.00	4700.00	2450	3140	23.90
EFD31.4/35/8.8A	4	1.17	68.26	80.13	5470.20	2050	2650	23.65
EFD30I	4	1.00	69.00	68.00	4700.00	2450	3140	23.17
EFD32.45/32.3/10.3E	3	0.91	82.93	75.63	6272.00	2670	3440	31.50

*-Al为磁心对应参考值，具体规格以双方签订承认书为准；AL测试条件：1kHz 0.3V 10Ts；AL单位：nH/N2

*-图例仅展示产品形状，具体细节以实物或以双方签订承认书为准。

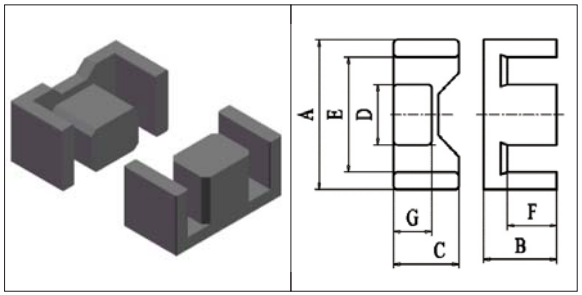

FIG.3

EFD 型 / EFD Core

型号 TYPE	图例 FIG.	尺寸 Dimensions (mm)						
		A	B	C	D	E	F	G
EFD33/32.3/10	3	33±0.5	16.15±0.15	10±0.2	13±0.2	25.5min	12.15±0.25	5.5±0.2
EFD36.3H	5	36.3±0.7	19.75±0.2	16.2±0.4	14.5±0.35	27.1±0.55	14.4±0.3	10.5±0.3
EFD38.5/26.6/19.3	3	38.5±0.5	13.3±0.2	19.25±0.3	12±0.3	29.2min	8.5±0.2	13.5±0.3
EFD89.7/60/30	8	89.7±1.1	30±0.2	30±0.5	32.5±0.5	65.7±1	14±0.3	

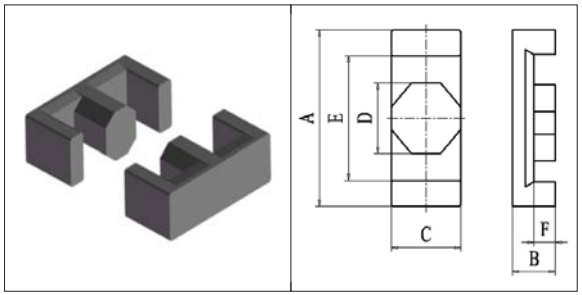

FIG.1

EK 型 / EK Core

型号 TYPE	图例 FIG.	尺寸 Dimensions (mm)					
		A	B	C	D	E	F
EK22/19.2/9	1	22±0.4	9.6±0.2	9±0.2	6.55+0.1/-0.2	16.4±0.4	6.8±0.2
EK28/20F	1	27.9±0.5	10.2±0.2	11.9±0.2	8.5±0.2	20.4min	6.6±0.2
EK28/34E	1	27.9±0.5	16.9±0.25	11.9±0.3	8.5±0.25	20.4min	12.53±0.25
EK29/23H	1	29.3+0.4/-0.7	11.6±0.2	11.8+0.3/-0.2	8.35+0.25/-0.15	22+0.7/-0.4	8.0±0.2
EK29/29E	1	29.3±0.4	14.6±0.2	11.9±0.2	8.4±0.2	22+0.7/-0.4	11.0±0.2
EK49/52	1	49.0±0.5	25.8±0.25	18.0±0.3	15.5±0.25	34.7min	18.5±0.25

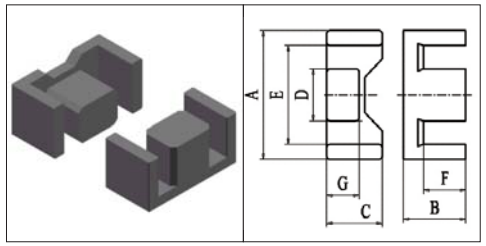

FIG.5

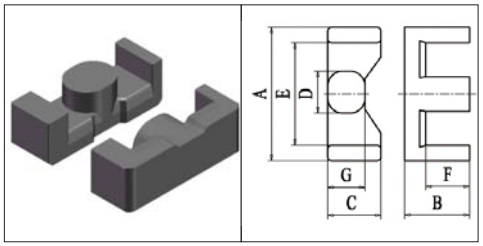

FIG.8

EFD 型 / EFD Core

型号 TYPE	图例 FIG.	参数 Parameters				AL(Ref)*		重量(Ref) g /PRS
		C1	Ae	Le	Ve	TP4A	TPW33	
EFD33/32.3/10	3	1.13	68.16	77.36	5272.60	2240	2890	27.89
EFD36.3H	5	0.58	155.54	90.03	14002.80	4210	5460	68.00
EFD38.5/26.6/19.3	3	0.43	161.85	69.79	11294.40	5640	7230	59.00
EFD89.7/60/30	8	0.16	832.93	136.64	113811.6	16371	21622	300.61

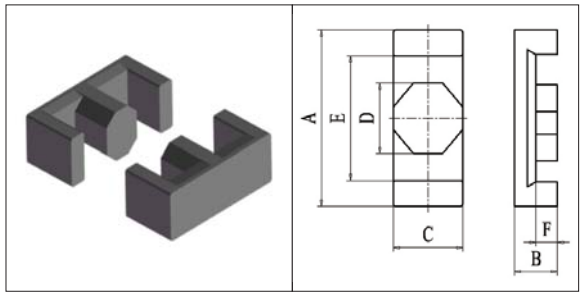

FIG.1

EK 型 / EK Core

型号 TYPE	图例 FIG.	参数 Parameters				AL(Ref)*		重量(Ref) g /PRS
		C1	Ae	Le	Ve	TP4A	TPW33	
EK22/19.2/9	1	0.92	50.58	46.76	2365.1	2200	2800	14.5
EK28/20F	1	0.64	78.20	50.12	3919.17	3500	4400	22.31
EK28/34E	1	0.84	88.20	73.90	6519.70	2550	3500	34.00
EK29/23H	1	0.72	79.93	57.23	4574.25	3200	4150	24.66
EK29/29E	1	0.90	78.19	69.99	5472.28	2750	3500	29.00
EK49/52	1	0.49	237.16	115.96	27501.75	4600	6300	148.00

*-Al为磁心对应参考值，具体规格以双方签订承认书为准；AL测试条件：1kHz 0.3V 10Ts；AL单位：nH/N2

*-图例仅展示产品形状，具体细节以实物或以双方签订承认书为准。

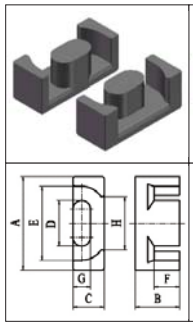

FIG.1

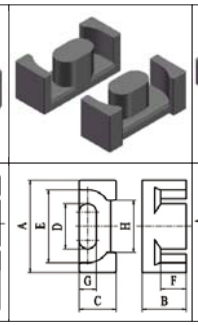

FIG.2

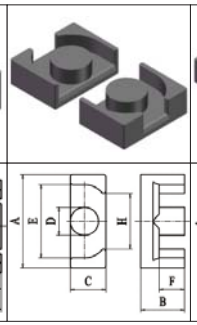

FIG.3

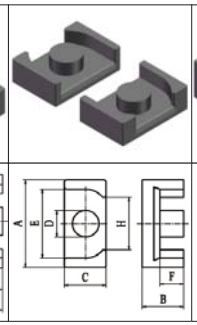

FIG.4

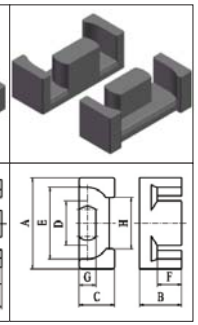

FIG.5

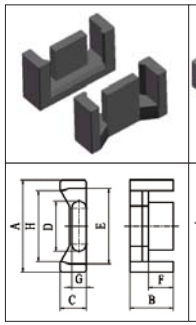

FIG.6

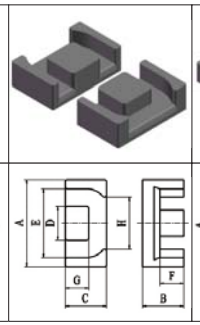

FIG.7

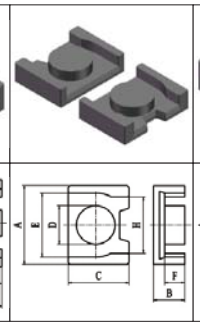

FIG.8

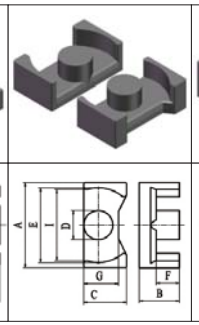

FIG.9

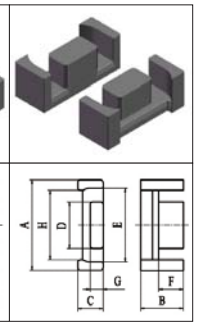

FIG.13

EPC 型 / EPC Core

型号 TYPE	图例 FIG.	尺寸 Dimensions (mm) A	B	C	D	E	F	G	H
EPC8.8/4.6/9D	4	8.8±0.12	2.3±0.1	9±0.15	4.6±0.1	7.2±0.12	1.2+0.1/-0.07		
EPC10I	1	10.2±0.2	4.05±0.1	3.4±0.16	5±0.1	7.6min	2.65±0.15	1.9±0.1	5.3min
EPC10.5/10.7/4.2	5	10.5±0.3	5.3+0.2/-0.1	4.2±0.2	3.5±0.1	8.5±0.25	4.2+0.2/-0.1		
EPC12.3/5/9	8	12.3±0.2	2.5±0.1	9±0.2	5.6±0.15	10±0.2	1.1±0.1		8.6±0.2
EPC12.5/8.4/8.3	3	12.5+0.3/-0.1	4.18±0.1	8.3+0.05/-0.35	4.9+0.1/-0.3	10.5min	3.18±0.15	1±0.1	5.7min
EPC12.8/8.4/8.7	4	12.8±0.3	4.2±0.1	8.7±0.25	5.5±0.15	11.2±0.3	3.1±0.15		9.05±0.3
EPC12.9/8.4/9.3	4	12.85±0.25	4.2±0.1	9.3±0.25	5.3±0.1	10.5min	3.05±0.1		
EPC13	2	13.3±0.3	6.6±0.2	4.6±0.15	5.6±0.15	10.5min	4.5±0.2	2.05±0.1	8.3min
EPC13/13/7	3	12.5±0.4	6.4±0.1	7.2±0.2	4.3±0.2	9.7min	4.7±0.2		5.5min
EPC13.6/13.6/4.6	2	13.6±0.3	6.8±0.2	4.6±0.15	5.6±0.15	10.8min	4.6min	2.05±0.2	8.6min
EPC14	7	13.75±0.25	6.85±0.15	6.86±0.15	6.2±0.1	9.56min	4.55±0.15	5.15±0.1	7.64min
EPC14.3/11/11A	8	14.3±0.25	5.5±0.075	11±0.15	7±0.15	11.6±0.25	3.1±0.15		10.2±0.25
EPC15.3	6	15.3±0.3	6.5±0.1	3.7±0.1	7.95±0.1	12.5±0.3	4.6±0.2	1.8±0.1	11.7±0.3
EPC15.5/9/11	8	15.5±0.15	4.5±0.1	11±0.15	7.1±0.1	12.7+0.1/-0.2	2.9±0.1	1.2±0.15	10.7±0.15
EPC16A	5	16±0.3	7.5±0.2	7.5±0.2	5.8±0.2	12.5min	5.5±0.2	4.8±0.2	10min
EPC16E	9	16±0.3	3.8±0.15	8.1±0.2	5.5±0.15	14±0.3	1.5±0.15	6.55±0.25	
EPC16.5/10.1/14.9	8	16.45±0.25	5.06±0.1	14.86±0.2	7.95±0.15	14.3±0.25	3.06±0.15		
EPC16.8	1	16.8±0.4	7.3±0.2	5.7±0.2	7.5±0.15	13.5min	5.5±0.2		
EPC17.4/16.2/7A	13	17.4±0.3	8.1±0.1	7±0.15	7.7±0.15	13.85min	5.4±0.15	3.8±0.1	2.7±0.15
EPC17N	2	17.5±0.3	8.4±0.1	6±0.15	7.7±0.15	14.3min	5.9±0.15	2.8±0.1	11.5min
EPC17	2	17.6±0.38	8.55±0.2	6.0±0.15	7.7±0.15	14.3min	6.05±0.2	2.8±0.1	

EPC 型 / EPC Core

型号 TYPE	图例 FIG.	参数 Parameters C1	Ae	Le	Ve	AL(Ref)* TP4A	TPW33	重量(Ref) g /PRS
EPC8.8/4.6/9D	4	0.62	19.0	11.8	11.8	2004	2258	0.63
EPC10I	1	1.93	9.20	17.71	163.00	870	1010	1.70
EPC10.5/10.7/4.2	5	3.0	8.73	26.09	227.7	614	736	1.1
EPC12.3/5/9	8	0.58	24.60	14.33	352.60	2270	2590	0.95
EPC12.5/8.4/8.3	3	1.12	18.96	21.31	404.00	1300	1540	1.95
EPC12.8/8.4/8.7	4	1.22	18.29	22.25	406.90	1230	1460	2.40
EPC12.9/8.4/9.3	4	0.71	23.12	16.38	378.70	2430	2810	3.00
EPC13	2	2.25	12.79	28.76	367.80	840	1020	2.23
EPC13/13/7	3	1.34	19.30	25.80	498.00	1270	1520	3.45
EPC13.6/13.6/4.6	2	2.35	12.75	29.97	382.10	820	990	2.13
EPC14	7	1.04	27.55	28.76	792.40	1940	2340	4.72
EPC14.3/11/11A	8	0.74	34.97	25.76	900.80	2560	3060	5.75
EPC15.3	6	2.58	11.47	29.65	340.10	720	880	2.20
EPC15.5/9/11	8	0.64	37.49	23.81	892.60	2800	3300	4.80
EPC16A	5	1.39	25.32	35.16	890.40	1600	1960	4.60
EPC16E	9	0.70	28.38	19.94	565.80	2250	2650	3.20
EPC16.5/10.1/14.9	8	0.48	52.91	25.43	1345.60	3500	4200	7.40
EPC16.8	1	1.84	18.95	34.88	661.0	1106	1355	4.5
EPC17.4/16.2/7A	13	1.32	27.81	36.58	1017.20	18600	2290	2.70
EPC17N	2	1.76	22.00	39.00	858.00	1080	1330	4.57
EPC17	2	1.76	22.07	38.87	857.90	1080	1330	4.88

*-Al为磁心对应参考值，具体规格以双方签订承认书为准；AL测试条件：1kHz 0.3V 10Ts；AL单位：nH/N2

*-图例仅展示产品形状，具体细节以实物或以双方签订承认书为准。

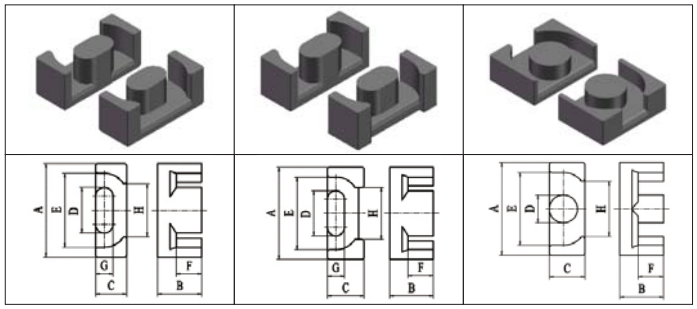

FIG.1 FIG.2 FIG.3

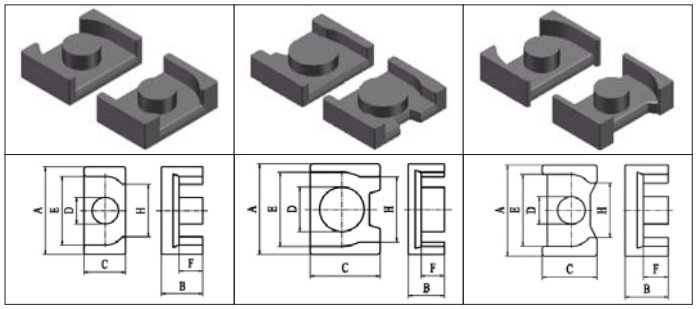

FIG.4 FIG.8 FIG.12

EPC 型 / EPC Core

型号 TYPE	图例 FIG.	尺寸 Dimensions (mm) A	B	C	D	E	F	G	H
EPC17.6/17/6.1	2	17.6±0.3	8.5+0/-0.2	6.05±0.15	7.6±0.2	14.5min	6.05±0.2	2.8±0.1	12min
EPC17P	2	17.6±0.3	8.1±0.2	6±0.2	7.7±0.2	14.3min	5.6±0.2	2.8±0.1	11.5min
EPC17.7/10.8/12	8	17.7±0.25	5.4±0.12	12.8+0.15/-0.2	8.2+0.15/-0.2	14.7+0.25/-0.2	3+0.15/-0.07		12±0.25
EPC18.3/16.8/6.7	2	18.3±0.3	8.4±0.15	6.7±0.2	8.25±0.15	14min	5.45±0.15	4.3±0.15	13.6±0.3
EPC19	2	19.1±0.48	9.75±0.2	6±0.15	8.5±0.15	15.8min	7.25±0.2	2.5±0.1	
EPC19.1/8.5/16.6	8	19.1±0.3	4.27±0.1	16.6±0.25	10.24±0.15	16.45±0.3	2.37±0.15	2±0.1	12.8±0.3
EPC19.6/19.9/6	2	19.6±0.5	9.85+0.3/-0.1	6.0±0.2	8.2±0.2	16.4±0.5	7.35+0.3/-0	2.4±0.15	
EPC19.8/19.5/6A	2	19.8±0.48	9.75±0.2	6±0.15	8.5±0.15	16.5min	7.25±0.2	2.5±0.1	
EPC19/19.5/6C	2	19±0.3	16+0.4/-0.2	8.5±0.15	13.4+0.5/-0.2	2.5±0.1	6±0.15		
EPC20	1	20.0±0.3	8.8±0.2	5.6±0.15	9.0±0.15	15.1±0.25	6.3±0.15	3.3±0.1	13.0±0.25
EPC20.25A	1	20.25±0.3	10.25±0.15	8.8±0.2	8.95±0.15	15.45±0.3	7.55±0.2	5.5±0.15	13.35±0.3
EPC21.4/10.6/18.3	4	21.4±0.4	5.3±0.1	18.25±0.3	9.45±0.2	18.5±0.3	2.85±0.15		
EPC24.5/18.1/20.6	4	24.52±0.4	9.05±0.15	20.6±0.3	11.3±0.2	21.3±0.35	6.2±0.2		
EPC25/13.4/20	4	25±0.45	6.7±0.15	20±0.3	10±0.3	21.7min	4.2±0.15		
EPC25	2	25.1±0.5	12.5±0.2	8.0±0.2	11.5±0.2	20.65min	9.0±0.3	4.0±0.1	17.1min
EPC25/11/18	4	25±0.4	5.5±0.1	18±0.3	10.7±0.2	21.3±0.35	3.1±0.2		14±0.3
EPC25/23/7B	1	25.1±0.5	11.43±0.15	6.5±0.2	13.6±0.25	20.4min	8.78±0.15	2.5±0.15	16.5min
EPC26.5/16.4/20.2	12	26.5±0.4	8.2±0.2	20.2±0.3	12±0.2	21.3±0.4	4±0.15		
EPC26.6/11.4/23	8	26.6±0.6	5.7±0.15	23±0.35	12.7±0.3	22.2±0.5	2.7±0.2		
EPC27	2	27.1±0.5	16.0±0.2	8.0±0.2	13.0±0.3	21.6min	12.0±0.3	4.0±0.1	18.5min
EPC28.5/33.9/11.4	3	28.5±0.5	16.95±0.2	11.4±0.3	9.9±0.25	21.7±0.5	12.55±0.15		

EPC 型 / EPC Core

型号 TYPE	图例 FIG.	参数 Parameters C1	Ae	Le	Ve	AL(Ref)* TP4A	TPW33	重量(Ref) g /PRS
EPC17.6/17/6.1	2	1.83	21.26	39.00	830.30	1060	1310	4.75
EPC17P	2	1.68	22.07	37.11	819.10	1110	1370	4.40
EPC17.7/10.8/12	8	0.57	47.00	28.00	1310.00	3240	3900	7.55
EPC18.3/16.8/6.7	2	1.34	27.94	37.31	1042.40	1300	1600	5.95
EPC19	2	2.06	21.82	44.91	980.00	1170	1460	5.80
EPC19.1/8.5/16.6	8	0.35	67.16	23.60	1584.90	4500	5400	8.80
EPC19.6/19.9/6	2	2.10	21.62	45.44	982.30	1070	1340	5.50
EPC19.8/19.5/6A	2	2.08	21.95	45.56	1000.00	1160	1440	5.20
EPC19/19.5/6C	2	2.03	22.7	46.1	1046.5	1088	1360	5.8
EPC20	1	1.45	27.36	39.73	1086.90		1830	5.70
EPC20.25A	1	1.09	42.09	45.72	1924.50	1920	2400	10.00
EPC21.4/10.6/18.3	4	0.31	80.39	24.8	1993.4	5828	6959	6.5
EPC24.5/18.1/20.6	4	0.30	107.50	32.32	3473.90	6200	7500	25.60
EPC25/13.4/20	4	0.32	90.85	29.12	2645.80	6190	7480	11.65
EPC25	2	1.32	43.01	56.84	2444.60	1710	2160	15.00
EPC25/11/18	4	0.37	84.76	31.76	2691.80	4000	4900	15.60
EPC25/23/7B	1	1.59	32.79	52.30	1715.00	1430	1810	9.97
EPC26.5/16.4/20.2	12	0.28	137.42	37.81	5195.90	6200	7700	28.34
EPC26.6/11.4/23	8	0.25	134.9	33.31	4493.0	8119	9917	12.4
EPC27	2	1.42	49.23	70.10	3451.00	1690	2160	22.40
EPC28.5/33.9/11.4	3	0.90	84.80	76.30	6470.20	2500	3200	33.21

*-Al为磁心对应参考值，具体规格以双方签订承认书为准；AL测试条件：1kHz 0.3V 10Ts；AL单位：nH/N2

*-图例仅展示产品形状，具体细节以实物或以双方签订承认书为准。

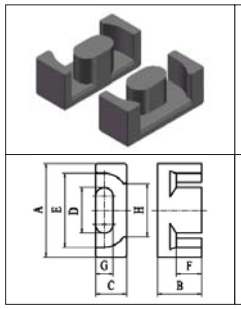

FIG.1

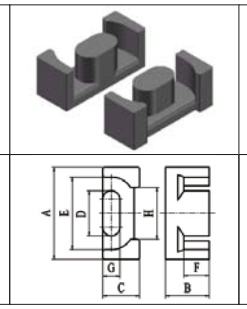

FIG.2

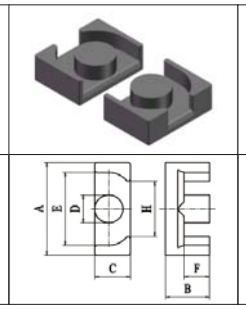

FIG.3

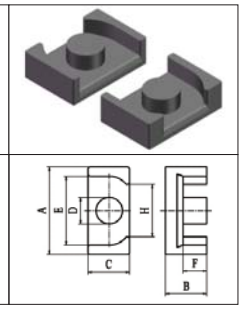

FIG.4

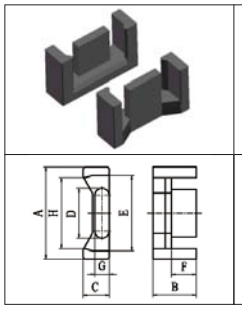

FIG.6

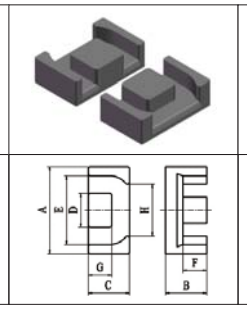

FIG.7

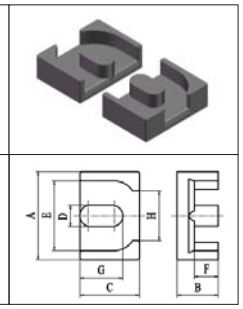

FIG.10

EPC 型 / EPC Core

型号 TYPE	图例 FIG.	尺寸 Dimensions (mm) A	B	C	D	E	F	G	H
EPC29	2	28.6±0.5	16.9±0.25	12.4±0.25	12.0±0.25	23.2min	12.6±0.3	7.4±0.25	
EPC29.5/33.9/11.4	3	29.5±0.5	16.95±0.2	11.4±0.3	9.9±0.3	22.7±0.5	12.55±0.15		
EPC30	2	30.1±0.5	17.5±0.2	8.0±0.2	15.0±0.3	23.6min	13.0±0.3	4.0±0.1	20.0min
EPC31.8/30/17.6A	3	31.8±0.5	15±0.15	17.6±0.35	12±0.25	26.5±0.5	11.15+0.15/-0.125		17.5±0.5
EPC32/16.3/28	10	32±0.45	16.3+0.25/-0.15	28±0.35	12.55±0.2	24.55±0.45	7.3+0.4/-0.1	3.725±0.15	4.5±0.2
EPC32.6/15/28.8A	4	32.6±0.7	7.5±0.15	28.8±0.5	15.6±0.25	27.2±0.5	4.2±0.2		
EPC35.3/41.8/17.1	3	35.3±0.5	20.9±0.2	17.1±0.3	11.3±0.25	25.8±0.4	15.4±0.2		21.2±0.45
EPC37/39.6/12	6	37±0.5	19.8±0.2	12±0.3	16±0.4	28.7±0.5	14±0.2	7±0.3	25.5±0.5
EPC39A	1	39±0.7	19.6±0.2	15.5±0.3	17.6±0.3	31.4±0.7	14.1±0.2	9.7±0.2	24.7min
EPC39/50.2/17	7	39±0.6	25.1±0.25	17±0.35	14.5±0.25	29.5min	20±0.25	11.2±0.25	25.4min
EPC40.5/26.3/12A	6	40.5±0.6	23.15±0.2	12±0.3	18±0.3	31±0.6	16.15±0.25	7.5±0.25	26.3min
EPC43/34/28	10	43±0.7	17±0.15	28±0.5	12.5±0.2	35.4±0.7	12.5±0.2		
EPC45.5/51.2/16	7	45.5±0.6	25.6±0.2	16±0.25	20.9±0.3	34.15±0.6	19.1±0.3	10±0.2	27±0.6
EPC46.5	2	46.5±0.5	22.2±0.2	19.3±0.3	20.8±0.3	37.5±0.5	15.5±0.2	11.8±0.2	30.2±0.5
EPC48/55/17.6	7	48±0.7	27.5±0.2	17.6±0.3	20.6±0.4	36min	20.5±0.3	9.7±0.3	30min
EPC51/58/25	1	51±0.7	29±0.25	25±0.4	20±0.4	43.8±0.7	22±0.3		
EPC54.5	1	54.5±0.7	27.2±0.4	21.5±0.2	26.5±0.3	43.5±0.7	19.2±0.3	14±0.2	35±0.7
EPC57.8/37.5/38	4	57.8±1.1	18.75±0.15	38±0.7	25±0.35	47.8±0.9	12.35±0.2		
EPC58.7/71.4/16.2A	7	58.7±0.7	35.7±0.2	16.2±0.35	29.3±0.45	45min	26.7±0.2		

EPC 型 / EPC Core

型号 TYPE	图例 FIG.	参数 Parameters C1	Ae	Le	Ve	AL(Ref)* TP4A	TPW33	重量(Ref) g /PRS
EPC29	2	0.89	83.03	74.16	6157.70	2550	3290	35.50
EPC29.5/33.9/11.4	3	0.90	84.60	76.18	6444.50	2500	3200	33.70
EPC30	2	1.31	57.67	75.58	4358.60	1850	2380	23.00
EPC31.8/30/17.6A	3	0.59	122.30	72.60	8879.00	3800	4900	46.20
EPC32/16.3/28	10	0.17	250.01	42.97	10741.70	12200	15200	56.20
EPC32.6/15/28.8A	4	0.23	196.00	45.30	8878.80	9200	11500	46.00
EPC35.3/41.8/17.1	3	0.67	129.50	86.28	11173.40	2900	3800	72.50
EPC37/39.6/12	6	0.82	106.40	86.97	9253.20	2950	3820	48.00
EPC39A	1	0.60	147.50	87.85	12958.30	4020	5220	72.00
EPC39/50.2/17	7	0.70	163.32	113.59	18551.50	3700	4900	94.80
EPC40.5/26.3/12A	6	0.76	128.93	98.20	12661.20	3220	4200	64.46
EPC43/34/28	10	0.40	241.0	95.5	23015.5	6472	8426	10.6
EPC45.5/51.2/16	7	0.55	206.20	114.02	23510.10	4700	6100	120.20
EPC46.5	2	0.46	216.31	100.16	21665.20	5330	6950	121.00
EPC48/55/17.6	7	0.57	215.66	123.28	26587.00	4200	5500	139.60
EPC51/58/25	1	0.51	263.5	133.33	35132.5	5293	6985	198.22
EPC54.5	1	0.39	305.05	119.03	36309.80	6270	8250	202.00
EPC57.8/37.5/38	4	0.20	486.00	97.00	47142.00	12700	16600	249.20
EPC58.7/71.4/16.2A	7	0.66	229.95	152.4	35044.4	4099	5433	201.8

*-Al为磁心对应参考值，具体规格以双方签订承认书为准；AL测试条件：1kHz 0.3V 10Ts；AL单位：nH/N2

*-图例仅展示产品形状，具体细节以实物或以双方签订承认书为准。

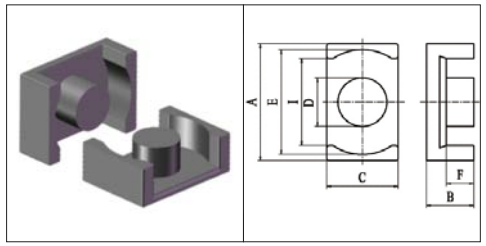

FIG.1

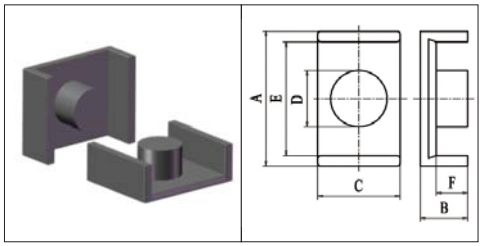

FIG.2

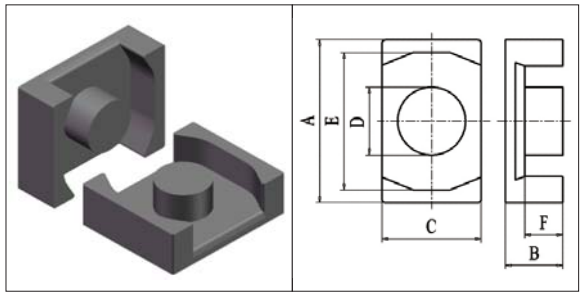

FIG.6

ER 型 / ER Core

型号 TYPE	图例 FIG.	尺寸 Dimensions (mm) A	B	C	D	E	F	I
ER6.7/5/3.9	1	6.7±0.2	2.5±0.1	3.9±0.15	2.4±0.1	5.7±0.2	1.7±0.15	5.3min
ER7.5/5/4B	1	7.5±0.15	2.55±0.1	4.0±0.1	2.6±0.1	6.1±0.25	1.725±0.1	
ER9.5/5/5S	1	9.35±0.2	2.45±0.05	4.9±0.1	3.4±0.1	7.65±0.15	1.675±0.1	7.0min
ER10.8/5.1/5.9B	1	10.8±0.2	2.55±0.05	5.9±0.15	4.15±0.15	8.85±0.2	1.58±0.1	7.9min
ER11/5/6J	1	10.8±0.2	2.45±0.05	5.9±0.15	4.15±0.15	8.85±0.15	1.575±0.1	7.9MIN
ER12.4/5/5	1	12.4±0.3	2.5±0.1	5±0.15	3.4±0.1	10.4min	1.6±0.15	
ER12.4/8/5	1	12.4±0.3	4±0.1	5±0.15	3.4±0.1	10.4min	3.14±0.15	
ER12.7/6/6.1	1	12.7±0.3	3±0.1	6.1±0.2	4.1±0.18	10.3±0.3	1.95+0.15/-0.1	9±0.3
ER12.8/6.4/8.7A	1	12.8±0.3	3.2±0.1	8.7±0.25	5±0.15	11.2±0.3	2.2±0.1	9.05±0.3
ER13/6/9A	1	12.8±0.3	2.85±0.075	8.7±0.25	5.0±0.15	11.2±0.3	1.75±0.125	9.05±0.3
ER14.5/6/7	2	14.5±0.2	2.95±0.1	6.7±0.1	4.7±0.1	11.8±0.2	1.65±0.1	
ER14.5/7.6/9.2	1	14.5±0.3	3.8±0.15	9.2±0.2	5.8±0.15	12.2±0.3	1.9±0.15	9.2min
ER14.6/8.5/9.3	1	14.6±0.25	4.25±0.1	9.4+0/-0.3	6+0/-0.2	12.15min	2.45±0.15	
ER15.2/6.2/6.7	2	15+0.4/-0.1	3.1±0.1	6.7±0.2	4.7±0.2	12.3+0.4/-0.1	1.8±0.15	
ER16.8/8.8/11.3C	6	16.8±0.25	4.4±0.1	11.3±0.2	8±0.15	13.7±0.25	2.2±0.15	11.6±0.25
ER18/6/10A	1	18±0.35	3.15±0.1	9.7±0.2	6.2±0.15	15.15min	1.7±0.15	
ER18/7.8/13C	1	18±0.35	3.9±0.15	13±0.2	7.2±0.15	16±0.35	2.5±0.15	13.8±0.1
ER18.5/9.6/12	2	18.5±0.4	4.8±0.15	12±0.3	6.2±0.2	15.15min	2.3±0.15	
ER18.6/10/14	2	18.6±0.4	5±0.1	14.6±0.3	6.5±0.1	16.3±0.3	3.8±0.15	
ER18.9/9.4/5.7A	1	18.9±0.25	4.7±0.1	5.7±0.15	5.7±0.15	14.9±0.25	1.8±0.15	13.7min
ER19.3/23.4/14.6A	1	19.3±0.35	11.68±0.08	14.6±0.35	7.62±0.15	16.76+0.35/-0.3	9.88±0.15	

ER 型 / ER Core

型号 TYPE	图例 FIG.	参数 Parameters C1	Ae	Le	Ve	AL(Ref)* TP4A	TPW33	重量(Ref) g /PRS
ER6.7/5/3.9	1	2.29	5.32	12.16	64.70	500	500	0.35
ER7.5/5/4B	1	2.04	6.24	12.72	79.40	670	795	0.42
ER9.5/5/5S	1	1.67	8.47	14.20	120.00	900	1200	0.82
ER10.8/5.1/5.9B	1	1.09	13.21	14.33	189.3	1200	1400	0.475
ER11/5/6J	1	1.12	12.58	14.05	176.80	1250	1450	0.95
ER12.4/5/5	1	1.78	9.43	16.79	158.3	800	940	0.4
ER12.4/8/5	1	2.43	9.36	22.77	213.1	700	850	0.55
ER12.7/6/6.1	1	1.25	14.10	17.69	249.40	1850	2300	1.30
ER12.8/6.4/8.7A	1	0.89	20.23	17.91	362.30	1850	2300	1.80
ER13/6/9A	1	0.78	20.85	16.36	341.10	1900	2200	1.80
ER14.5/6/7	2	0.98	18.44	18.12	334.10	1500	1750	2.11
ER14.5/7.6/9.2	1	0.61	31.05	19	590.1	2600	3000	1.45
ER14.6/8.5/9.3	1	0.52	31.16	16.35	509.30	2490	2870	1.95
ER15.2/6.2/6.7	2	1.15	17.55	20.25	355.3	1400	1650	0.94
ER16.8/8.8/11.3C	6	0.40	51.77	20.92	1082.90	4000	4700	6.00
ER18/6/10A	1	0.70	30.11	21.00	632.40	2400	3000	3.46
ER18/7.8/13C	1	0.54	41.69	22.67	945.2	3100	3700	2.8
ER18.5/9.6/12	2	0.46	31.81	29.35	933.5	2000	2500	2.6
ER18.6/10/14	2	1.04	33.64	34.92	1175.0	1900	2400	3.05
ER18.9/9.4/5.7A	1	0.86	28.60	24.50	700.70	1500	1800	3.74
ER19.3/23.4/14.6A	1	0.95	53.85	51.10	2751.80	2030	2550	15.00

*-Al为磁心对应参考值，具体规格以双方签订承认书为准；AL测试条件：1kHz 0.3V 10Ts；AL单位：nH/N2

*-图例仅展示产品形状，具体细节以实物或以双方签订承认书为准。

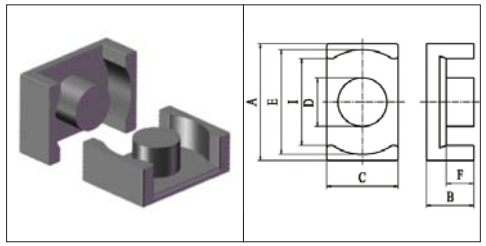

FIG.1

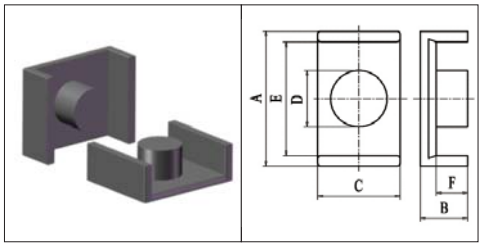

FIG.2

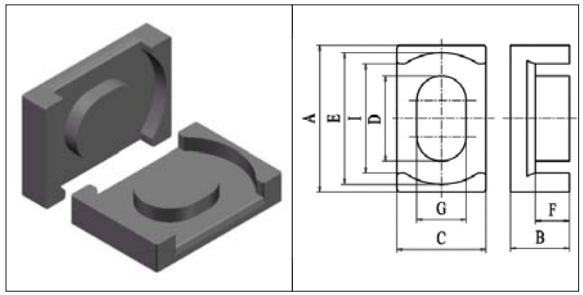

FIG.3

ER 型 / ER Core

型号 TYPE	图例 FIG.	尺寸 Dimensions (mm) A	B	C	D	E	F	I
ER19.3/8/15B	1	19.3±0.35	4.19±0.08	14.6±0.35	7.62±0.15	16.76±0.25	2.24min	
ER19/10/15A	1	19.3±0.35	4.83±0.08	14.6±0.35	7.62±0.15	16.76±0.25	2.88min	15.5±0.25
ER19.4/14.2/7.2	1	19.4±0.35	7.1±0.15	7.2±0.2	6.8±0.2	15.2±0.35	4.4±0.15	13.7min
ER19.8/11.5/16A	1	19.8±0.3	5.75±0.1	16±0.2	10.5±0.15	17min	3.25±0.15	11.3min
ER19.8/8.4/14	1	19.75±0.35	4.2±0.1	14±0.3	8.8±0.15	17±0.35	2.2±0.15	12.86±0.35
ER19.8/8.2/14	1	19.8±0.3	4.1±0.1	14±0.3	8.8±0.15	17.6±0.3	2.1±0.15	12.46±0.35
ER20/10/11	2	20±0.3	4.75±0.1	11±0.2	8.8±0.15	15±0.3	2.35±0.15	
ER20/10/14	1	20.0±0.35	5.1±0.1	14.0±0.3	8.8±0.15	18.0±0.35	2.9±0.15	12.86±0.35
ER20/10.2/11.8A	1	20±0.3	5.1±0.1	11.8±0.25	7±0.15	17.8±0.3	2.2±0.15	14.5min
ER20/11.4/14	1	20±0.35	5.7±0.15	14±0.3	8.8±0.2	18±0.35	3.5±0.2	12.86±0.35
ER20/13/14A	1	20.0±0.35	6.3±0.15	14.0±0.3	8.8±0.2	18.0±0.35	4.1±0.2	12.86±0.35
ER20/8.3/14B	1	20±0.35	4.15±0.1	14±0.3	8.8±0.15	18±0.35	1.95±0.15	12.86±0.35
ER20/12.6/14H	1	20±0.3	6.3±0.1	14±0.25	8.8±0.15	18.0±0.35	4.1±0.15	
ER20/6/10	2	20±0.35	3±0.1	10±0.2	6.2±0.2	17±0.3	1.65±0.15	
ER20.6/9/10	3	20.6±0.4	4.6+0.4/-0	10±0.2	8+0/-0.4	17±0.4	2.6+0.4/-0	
ER20.7/13.3/18.2C	1	20.68±0.25	6.67±0.1	18.21±0.25	10.5±0.2	18.28±0.25	3.82±0.15	13.02±0.25
ER21.4/16.2/14	1	21.4±0.4	8.1±0.15	14±0.25	9±0.2	17.7min	5.6±0.15	13.5min
ER21.4/22.2/16.4	1	21.4±0.4	11.1±0.15	16.4±0.3	10±0.2	18.4±0.4	8.7±0.15	14.8±0.4
ER22.6/12.8/14A	1	22.6±0.4	6.4±0.1	14±0.3	8.8±0.2	19.7min	4.2±0.2	15.5min
ER23/9.2/12.5	1	23±0.3	4.6±0.1	12.5±0.25	8±0.2	20.2±0.3	2.6±0.1	
ER23.2/10.4/12.5A	1	23.2±0.45	5.2±0.1	12.5±0.25	8±0.2	20.2±0.4	3.2±0.1	

ER 型 / ER Core

型号 TYPE	图例 FIG.	参数 Parameters C1	Ae	Le	Ve	AL(Ref)* TP4A	TPW33	重量(Ref) g /PRS
ER19.3/8/15B	1	0.57	50.97	29.21	1540.00	3480	4040	8.00
ER19/10/15A	1	0.48	52.95	25.45	1610.00	3260	3890	8.00
ER19.4/14.2/7.2	1	0.95	36.30	34.50	1252.40	2100	2600	6.56
ER19.8/11.5/16A	1	0.3	85.9	26.2	2250.6	6000	7200	6.5
ER19.8/8.4/14	1	0.30	61.21	18.45	1129.20	4800	5600	7.92
ER19.8/8.2/14	1	0.32	58.44	18.81	1099.00	4700	5500	7.60
ER20/10/11	2	0.46	55.54	25.39	1410.30	3770	4520	7.40
ER20/10/14	1	0.45	59.45	26.90	1599.10	3900	4680	8.50
ER20/10.2/11.8A	1	0.52	49.09	25.72	1262.6	3400	4100	4.24
ER20/11.4/14	1	0.49	59.37	29.30	1739.20	3690	4470	9.80
ER20/13/14A	1	0.53	59.30	31.69	1879.30	3510	4270	9.93
ER20/8.3/14B	1	0.32	59.86	19.21	1150.10	4730	5530	8.00
ER20/12.6/14H	1	0.53	59.30	31.69	1879.30	3500	4300	10.42
ER20/6/10	2	0.84	28.16	23.55	663.20	2000	2400	4.00
ER20.6/9/10	3	0.67	41.67	27.75	1156.40	2710	3260	6.00
ER20.7/13.3/18.2C	1	0.28	99.6	27.9	2778.8	6700	8000	8.7
ER21.4/16.2/14	1	0.55	69.25	38.43	2661.70	3470	4290	14.30
ER21.4/22.2/16.4	1	0.58	85.17	49.14	4185.60	3600	4500	21.14
ER22.6/12.8/14A	1	0.57	60.73	34.74	2109.8	3500	4350	5.65
ER23/9.2/12.5	1	0.57	50.65	29.11	1474.30	3300	4000	8.00
ER23.2/10.4/12.5A	1	0.61	51.32	31.56	1619.50	3120	3790	5.43

*-Al为磁心对应参考值，具体规格以双方签订承认书为准；AL测试条件：1kHz 0.3V 10Ts；AL单位：nH/N2

*-图例仅展示产品形状，具体细节以实物或以双方签订承认书为准。

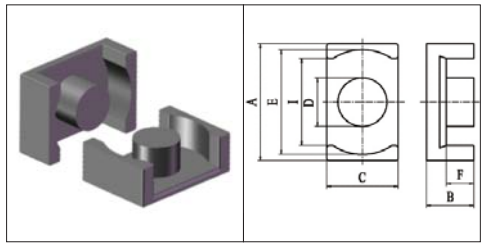

FIG.1

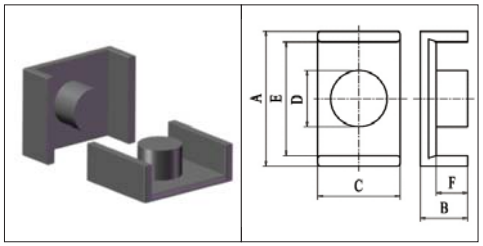

FIG.2

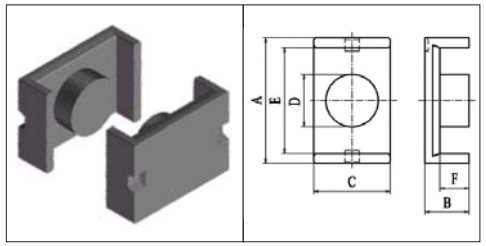

FIG.4

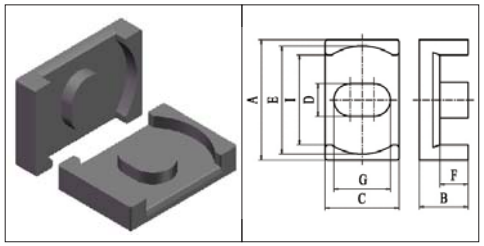

FIG.5

ER 型 / ER Core

型号 TYPE	图例 FIG.	尺寸 Dimensions (mm) A	B	C	D	E	F	I
ER23.2/10.4/12.5E	1	23.2±0.45	5.2±0.15	12.5±0.25	8±0.2	20.2±0.4	3.2±0.15	
ER24.5/8.8/24	5	24.5±0.4	4.4±0.1	24±0.4	9.8±0.25	20.5±0.4	2.4±0.15	13.6min
ER25/10/18	1	25±0.4	4.9±0.1	18±0.3	11±0.2	22±0.4	2.05±0.15	
ER25/10.5/11	1	25±0.5	5.25±0.15	11±0.2	9.5±0.2	19.1min	2.05±0.2	
ER25/10.8/18A	1	25±0.4	5.4±0.15	18±0.3	11±0.2	22±0.4	3.35±0.15	
ER25/11/18A	1	25±0.4	5.6±0.1	18±0.3	11±0.2	22±0.4	3.2±0.15	
ER25/11.4/14.8	1	25±0.5	5.7±0.15	14.8±0.3	9.4±0.2	21.7±0.4	3.3±0.2	
ER25/12.6/18	1	25±0.4	6.2+0.225/-0.125	18±0.3	11±0.2	22±0.4	3.35±0.15	14.5min
ER25/16/18A	1	25.0±0.4	8±0.2	18.0±0.3	11.0±0.2	22.0±0.4	5.15±0.15	
ER25/9/20H	4	25.0±0.3	4.62±0.1	20±0.25	9.8±0.15	21.2±0.25	2.72±0.1	4.22±0.15
ER25/14.6/20	1	25±0.4	7.3±0.15	20±0.3	10.3±0.2	22.82±0.4	4.45±0.15	19.52±0.4
ER25/9.8/20	1	25±0.4	9.8±0.3	20±0.3		10.3±0.2	5.62±0.3	
ER25.1/17.7/20	2	25.1±0.35	8.85±0.1	20±0.25	9.8±0.15	21.3±0.3	5.25±0.1	
ER25.4/10.5/10B	1	25.4±0.4	5.25±0.1	10±0.15	8.3±0.15	18.6±0.4	3.15±0.15	
ER25.4/10/10	1	25.4±0.4	5.15±0.1	10±0.15	8.3±0.15	18.6±0.4	3.05±0.15	
ER25.4/14/19	2	25.4±0.5	7±0.15	19±0.35	10+0.2/-0.3	20.4±0.4	4.6±0.1	
ERX25.5/9.3/7.5	5	25.5±0.35	4.65±0.15	7.5±0.2	7.5±0.2	19.8min	1.85±0.15	
ER26/9.2/19	1	26±0.4	4.6±0.08	19±0.3	10±0.2	23±0.4	2.2±0.15	20min
ER26.5/14.7/19	1	26.5±0.4	7.35±0.1	19±0.4	13.2±0.2	21.5±0.4	3.75±0.15	17.4±0.4
ER26.7/7.6/26.7	6	26.7±0.5	3.8±0.1	26.7±0.5	13±0.2	24.5±0.5	1.8±0.1	
ER26.8/16.8/19.5	1	26.8±0.4	8.25+0.3/-0	19.45±0.3	13.2±0.15	21.8±0.35	4.75±0.15	17.7±0.4

ER 型 / ER Core

型号 TYPE	图例 FIG.	参数 Parameters C1	Ae	Le	Ve	AL(Ref)* TP4A	TPW33	重量(Ref) g /PRS
ER23.2/10.4/12.5E	1	0.61	51.32	31.56	1619.5	3200	3900	4.25
ER24.5/8.8/24	5	0.29	98.32	28.64	2815.60	6370	7690	14.50
ER25/10/18	1	0.27	100.74	26.87	2706.90	6560	7890	15.60
ER25/10.5/11	1	0.41	70.1	28.9	2025.9	4600	5500	6.23
ER25/10.8/18A	1	0.34	90.33	30.59	2763.20	4700	5700	15.00
ER25/11/18A	1	0.32	95.08	30.71	2919.90	5480	6660	16.40
ER25/11.4/14.8	1	0.46	71.88	32.96	2369.30	4210	5130	6.30
ER25/12.6/18	1	0.32	101.36	32.18	3261.40	5850	7130	18.40
ER25/16/18A	1	0.39	100.25	39.24	3934.00	5110	6320	21.50
ER25/9/20H	4	0.41	75.85	31.34	2377.40	4730	5750	13.00
ER25/14.6/20	1	0.42	92.49	38.64	3573.40	4500	5600	20.66
ER25/9.8/20	1	0.31	91.84	28.50	2617.40	5500	6700	14.50
ER25.1/17.7/20	2	0.46	89.40	41.49	3709.10	3900	4800	24.88
ER25.4/10.5/10B	1	0.59	51.43	30.52	1569.40	2680	3250	9.07
ER25.4/10/10	1	0.59	51.00	30.00	1547.00	2710	3280	9.00
ER25.4/14/19	2	0.45	86.95	39.00	3391.10	4200	5190	18.00
ERX25.5/9.3/7.5	5	0.69	42.82	29.55	1265.50	2700	3300	7.12
ER26/9.2/19	1	0.35	86.77	30.38	2635.6	5500	6700	7.75
ER26.5/14.7/19	1	0.23	144.47	33.26	4804.50	8200	10100	25.20
ER26.7/7.6/26.7	6	0.29	92.03	26.63	2450.80	4100	4900	14.00
ER26.8/16.8/19.5	1	0.26	146.62	37.74	5533.9	8100	10000	15.12

*-Al为磁心对应参考值，具体规格以双方签订承认书为准；AL测试条件：1kHz 0.3V 10Ts；AL单位：nH/N2

*-图例仅展示产品形状，具体细节以实物或以双方签订承认书为准。

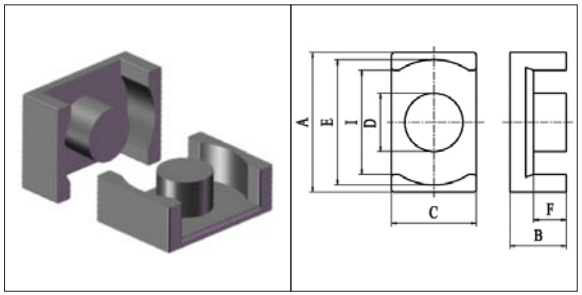

FIG.1

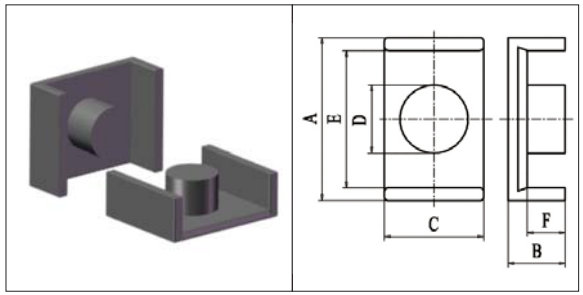

FIG.2

ER 型 / ER Core

型号 TYPE	图例 FIG.	尺寸 Dimensions (mm) A	B	C	D	E	F	I
ER27.6/12.3/19A	2	27.6±0.3	6.15±0.15	19±0.3	12±0.2	21.6±0.2	3.15±0.15	
ER28/10/20A	1	28±0.4	5±0.15	20±0.3	11.2±0.2	25.5±0.4	2.4±0.15	20±0.4
ER28/10/23.7A	1	28±0.4	5±0.1	23.7±0.3	13±0.2	25.5±0.4	2.2±0.15	20±0.4
ER28/20/21.2	2	28±0.5	10±0.1	21.2±0.4	11.4±0.2	23±0.4	7.15±0.15	
ER30/9.3/9.5	2	30±0.45	4.65±0.1	9.5±0.2	7.8±0.2	24±0.4	1.85±0.15	
ER30/12/20F	1	30±0.4	6±0.15	20±0.3	13±0.2	24±0.4	3.2±0.2	19.45±0.4
ER30/13/20C	1	30±0.4	6.7±0.2	20±0.3	11±0.2	26±0.4	4±0.2	19.6min
ER30/16/20E	1	30.0±0.5	8.3±0.25	20.0±0.4	11.0±0.2	25.6min	5.7±0.2	
ER30/16/20V	1	30±0.4	8±0.15	20±0.3	11.0±0.2	26±0.4	5.3±0.2	
ER30/16.6/23	1	30.0±0.5	8.3±0.1	23±0.4	14.6±0.25	25.2±0.5	4.95±0.15	19.5min
ER30/16.8/24A	1	30±0.4	8.4±0.15	24±0.3	15.3±0.15	25.2±0.4	4.4±0.15	18±0.4
ER30/19/20N	1	30.3±0.5	9.6±0.15	20.3±0.3	13.3±0.2	25.7±0.4	6.6±0.2	21min
ER30/40/23B	1	30±0.5	20±0.15	23±0.4	13.3±0.25	26.5±0.5	16.5±0.15	18±0.3
ER30.3/19.2/20.3	1	30.3±0.5	9.6±0.15	20.3±0.3	13.2+0.3/-0.2	25.7±0.4	6.8±0.2	21min
ER30.5/16.6/23	1	30.5±0.5	8.3±0.1	23±0.4	14.6±0.25	25.7±0.5	4.95±0.15	20min
ER31/11.4/15.6B	1	31±0.45	5.7±0.1	15.6±0.3	12±0.2	25.4±0.45	2.2±0.15	
ER31.5/12.7/20.3	1	31.5±0.5	6.35±0.15	20.3±0.3	13.3±0.2	26.5min	3.4+0.25/-0.05	20.2min
ER32/11.4/21	1	32±0.6	5.7±0.1	21±0.4	11.2±0.2	29.7±0.5	2.7±0.1	
ER32/23.6/25.4A	2	32±0.5	11.81±0.15	25.4±0.4	12.2±0.2	27.2±0.5	8.81±0.15	
ER33.2/10.4/23.7A	1	33.2±0.5	5.2±0.2	23.7±0.3	12.6±0.2	29.3±0.5	3.1±0.2	21.1±0.5
ER32.2/14.4/22A	1	32.2±0.5	7.22±0.125	22±0.3	11±0.15	29±0.4	2.3±0.15	23±0.4

ER 型 / ER Core

型号 TYPE	图例 FIG.	参数 Parameters C1	Ae	Le	Ve	AL(Ref)* TP4A	TPW33	重量(Ref) g /PRS
ER27.6/12.3/19A	2	0.31	113.73	34.89	3967.50	6600	8100	21.88
ER28/10/20A	1	0.30	103.72	30.95	3209.60	6200	7600	18.40
ER28/10/23.7A	1	0.24	129.33	31.19	4034.1	8000	9800	11.6
ER28/20/21.2	2	0.47	108.78	51.78	5632.3	4700	6000	15.5
ER30/9.3/9.5	2	0.65	52.56	33.92	1783	3100	3800	4.81
ER30/12/20F	1	0.23	139.69	32.48	4537.60	6900	8400	25.33
ER30/13/20C	1	0.35	109.90	38.15	4192.70	5220	6430	24.00
ER30/16/20E	1	0.41	108.02	44.73	4831.20	4660	5810	27.90
ER30/16/20V	1	0.39	109.76	43.18	4739.90	4780	5950	27.00
ER30/16.6/23	1	0.26	154.1	39.31	7088.4	8200	10200	17.75
ER30/16.8/24A	1	0.18	202.59	36.98	7491.6	11000	14000	22.1
ER30/19/20N	1	0.43	130.70	55.90	7306.00	5020	6350	33.70
ER30/40/23B	1	0.57	152.90	87.18	13330.40	4000	5200	73.36
ER30.3/19.2/20.3	1	0.35	136.35	48.40	6598.40	5260	6590	33.70
ER30.5/16.6/23	1	0.22	177.68	40.0	7107.6	9400	11000	19.3
ER31/11.4/15.6B	1	0.3	111.36	33.69	3751.5	6600	8100	10.65
ER31.5/12.7/20.3	1	0.28	132.64	36.79	4879.20	6510	8010	27.05
ER32/11.4/21	1	0.33	112.11	36.98	4145.30	5520	6800	24.60
ER32/23.6/25.4A	2	0.48	127.80	61.92	7913.50	4480	5700	42.66
ER33.2/10.4/23.7A	1	0.27	124.26	34.37	99.54	7300	3900	12.5
ER32.2/14.4/22A	1	0.38	109.88	42.80	4702.90	4940	6140	27.27

*-Al为磁心对应参考值，具体规格以双方签订承认书为准；AL测试条件：1kHz 0.3V 10Ts；AL单位：nH/N2

*-图例仅展示产品形状，具体细节以实物或以双方签订承认书为准。

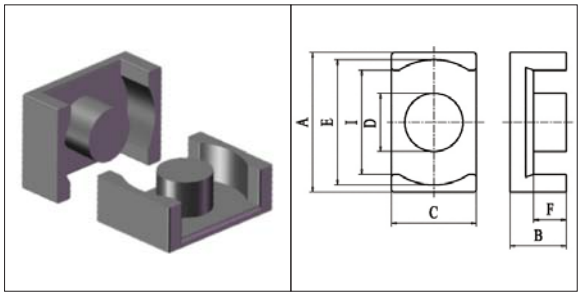

FIG.1

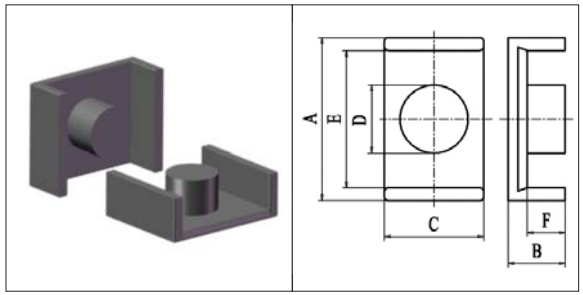

FIG.2

ER 型 / ER Core

型号 TYPE	图例 FIG.	尺寸 Dimensions (mm) A	B	C	D	E	F	I
ER32.2/16/23E	1	32.2±0.5	8±0.15	23±0.4	13±0.2	29±0.5	5.2±0.2	
ER34.2/9.3/10.8A	1	34.2±0.5	4.65±0.15	10.8±0.3	10.8±0.3	25.6min	2.45±0.15	
ER35.2/17.9/12.5	2	35.2±0.5	8.95±0.25	12.5±0.35	12±0.3	27.7±0.5	5.2±0.25	
ER35.5/20/24	1	35.5±0.4	10±0.15	24±0.25	15±0.15	30.6±0.4	6.65±0.15	22±0.4
ER36/19.3/20.3	1	36±0.6	9.65±0.2	20.3±0.3	13.3±0.3	31±0.6	6.65±0.2	
ER38.1/16/25	1	38.1±0.7	8±0.15	25.4±0.5	14±0.2	33.1±0.6	5.3±0.2	24.76±0.5
ER40/12.6/28.4A	1	40±0.5	6.3±0.2	28.4±0.35	16±0.25	35±0.5	3.3±0.2	
ER40/13.2/28.4	1	40±0.5	6.6±0.2	28.4±0.35	14±0.2	36.2±0.5	3.9±0.2	29.2±0.5
ER40/14.5/26	1	40±0.5	7.25±0.2	26±0.35	14±0.25	36.2±0.5	4.55±0.15	31.2±0.5
ER40.6/50/32	1	40.64±0.8	25±0.1	32±0.6	16±0.3	34.04±0.7	21.0±0.2	
ER46.6/24.1/27.2	2	46.6±0.9	12.1±0.15	27.2±0.5	17.3±0.3	37.9±0.8	7.7±0.15	
ER47.3/24/28	2	47.3±0.8	12±0.2	28±0.5	17.5±0.35	37±0.5	7±0.2	
ER50/47/40E	1	50±0.8	23.5±0.2	40±0.8	26.4±0.5	42.5±0.8	15.7±0.3	29.8±0.5
ER50/19/38	2	50.2±0.81	9.5±0.15	38.1±0.6	19.8±0.25	41.7min	4min	
ER51/34/38.1	2	51±1	17±0.15	38.1±0.7	20±0.4	41.8±0.8	11.79±0.15	
ER53.4/31/21.5A	1	53.4±0.6	15.3±0.2	21.5±0.3	20.3+0/-0.6	38.7min	8.3+0.5/-0	
ER62.4/38.5/31	2	62.4±1	19.25±0.1	31±0.7	20±0.35	51.8±0.9	13.65±0.3	
ER64/25.4/50.8A	2	64±1	12.7±0.2	50.8±1	25.4±0.5	53.5±1	6.25±0.25	
ER64/33/50.8	2	64±1	16.5±0.2	50.8±1	25.4±0.5	53.5±1	4.2±0.25	

ER 型 / ER Core

型号 TYPE	图例 FIG.	参数 Parameters C1	Ae	Le	Ve	AL(Ref)* TP4A	TPW33	重量(Ref) g /PRS
ER32.2/16/23E	1	0.32	137.43	44.6	6129.4	6700	8400	16.96
ER34.2/9.3/10.8A	1	0.56	59.36	33.53	1990.60	2800	3500	12.14
ER35.2/17.9/12.5	2	0.52	98.22	50.68	4977.60	4190	5270	25.50
ER35.5/20/24	1	0.22	179.73	52.27	9393.80	8790	10850	39.35
ER36/19.3/20.3	1	0.40	135.21	54.37	7350.80	5160	6520	38.00
ER38.1/16/25	1	0.30	161.35	47.89	7727.50	6390	8010	43.69
ER40/12.6/28.4A	1	0.20	203.06	40.85	8294.60	8910	11050	46.60
ER40/13.2/28.4	1	0.26	168.93	44.59	7532.60	7500	9400	45.80
ER40/14.5/26	1	0.31	155.12	48.53	7527.7	7100	9000	21.83
ER40.6/50/32	1	0.55	213.33	118.04	25181.90	4500	5900	131.64
ER46.6/24.1/27.2	2	0.34	237.40	79.70	18920.80	7300	9500	87.60
ER47.3/24/28	2	0.25	267.99	67.26	18026.10	8600	11000	99.02
ER50/47/40E	1	0.17	581.05	97.22	56490.3	12000	15000	158.1
ER50/19/38	2	0.17	347.40	59.20	20580.00	11630	14760	100.00
ER51/34/38.1	2	0.26	349.93	89.47	31308.90	8900	11600	156.34
ER53.4/31/21.5A	1	0.24	313.94	76.55	24031.20	9380	12080	125.00
ER62.4/38.5/31	2	0.36	331.00	119.00	39389.00	7000	9200	186.82
ER64/25.4/50.8A	2	0.14	578.86	78.51	45444.00	16030	20680	256.00
ER64/33/50.8	2	0.09	755.37	71.62	54096.60	17300	22200	424.50

*-Al为磁心对应参考值，具体规格以双方签订承认书为准；AL测试条件：1kHz 0.3V 10Ts；AL单位：nH/N2

*-图例仅展示产品形状，具体细节以实物或以双方签订承认书为准。

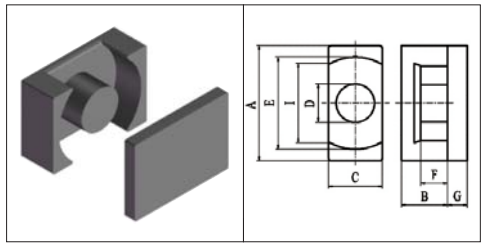

FIG.1

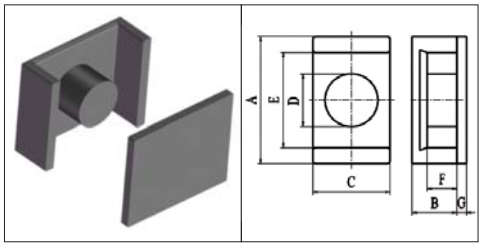

FIG.2

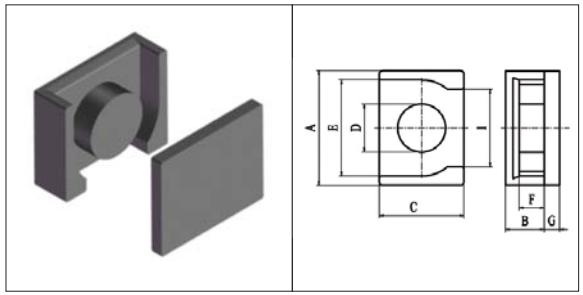

FIG.4

EIR 型 / EIR Core

型号 TYPE	图例 FIG.	尺寸 Dimensions (mm) A	B	C	D	E	F	G	I
EIR9.8/7.8/4	1	9.8±0.25	5.8±0.15	4±0.2	3±0.15	8±0.25	3.8±0.15	2±0.1	
EIR9.8/7.9/4	1	9.8±0.25	5.9±0.15	4±0.2	3±0.15	7.75min	3.9±0.15	2±0.1	7.1±0.25
EIR9.8/8.7/4A	1	9.8±0.25	6.7±0.15	4±0.2	3±0.15	7.7min	4.7±0.15	2±0.1	
EIR10.3/8/4.2A	1	10.3±0.25	5.8±0.15	4.2±0.2	3±0.15	8.7±0.25	3.6±0.15	2.2±0.15	
EIR10.3/8.7/4.2	1	10.3±0.25	6.4±0.15	4.2±0.2	3±0.15	8.7±0.25	4.1±0.15	2.3±0.15	
EIR10.5/7.6/8.2	4	10.5+0.1/-0.15	6.25±0.1	8.2±0.15	4.8±0.1	8.5±0.15	4.95min	4.2+0.1/-0.15	
EIR12/5/9	2	12±0.15	3.55±0.1	9.0±0.2	4.8±0.1	10.0±0.25	2.55±0.1	1.0±0.05	
EIR12.8/8.3/8.7	1	12.8±0.35	7.2±0.1	8.7±0.25	5±0.2	11.2±0.35	6.1±0.1	1.1±0.05	9.05±0.35
EIR13/4/9E	2	12.8±0.3	3.35±0.1	8.7±0.25	5.0±0.15	11.2±0.3	2.25±0.1	1.1±0.1	
EIR13.6/6/11.6A	4	13.6+0.15/-0.25	4.5max	11.6±0.18	6.5+0.1/-0.12	11.2+0.22/-0.15	2.65min		
EIR14.5/7.4/9.3	1	14.5±0.3	5.6±0.15	9.25±0.3	5.8±0.2	12.2±0.3	3.8±0.2	1.8±0.1	9min
EIR18/4.3/9.7A	1	18±0.35	2.75±0.1	9.7±0.2	6.2±0.2	15.15min	1.2±0.15	1.55±0.1	13.1min
EIR18/7.2/9.7	1	18±0.35	4.9±0.1	9.7±0.2	6.2±0.15	15.6±0.35	3.3±0.2	1.6±0.1	13.5min
EIR18/8/9.7A	1	18±0.35	6.4±0.1	9.7±0.2	6.2±0.15	15.6±0.3	4.8±0.15	1.6±0.1	13.5min
EIR18/8.5/10A	4	18±0.35	6.5±0.15	10±0.25	7.14±0.15	14.3min	4.5±0.15	2±0.2	
EIR18.5/8.6/7.5	1	18.5±0.3	6.4±0.15	7.5±0.2	5.9±0.15	15.4±0.25	4.2±0.15	2.2±0.15	18.6±0.3
EIR18.5/11.5/12	2	18.3+0.6/-0.15	9±0.15	12±0.2	6.2±0.2	15.15min	6.5±0.15	1.5±0.2	
EIR19.2/9/7.3A	1	19.2±0.4	6±0.2	7.3±0.2	7.3±0.2	15min	3.2±0.2	3+0.15/-0	14±0.4
EIR19.8/8/6.6E	1	19.8+0.6/-0.3	5.8±0.1	6.6+0.25/-0.15	6+0.25/-0.15	15.8+0.55/-0.15	3.6±0.15	2.2±0.15	
EIR19.8/8.2/6.6	1	19.8±0.4	6±0.15	6.6±0.2	6±0.15	15.8±0.3	3.8±0.15	2.2±0.15	
EIR20/8/7A	1	19.8+0.6/-0.3	5.8±0.15	6.6+0.25/-0.15	6+0.25/-0.15	15.8+0.65/-0.25	3.6±0.15	2.2±0.1	
EIR20/8/7N	1	19.8+0.6/-0.3	6±0.15	6.6+0.25/-0.15	6+0.25/-0.15	15.8+0.55/-0.15	3.8±0.15	2.2±0.15	

EIR 型 / EIR Core

型号 TYPE	图例 FIG.	参数 Parameters C1	Ae	Le	Ve	AL(Ref)* TP4A	TPW33	重量(Ref) g /PRS
EIR9.8/7.8/4	1	1.73	9.33	16.10	150.30	640	750	1.04
EIR9.8/7.9/4	1	1.75	9.3	16.29	151.5	800	950	1.05
EIR9.8/8.7/4A	1	1.96	9.1	17.82	162.2	750	900	1.10
EIR10.3/8/4.2A	1	1.67	9.53	15.95	152.00	650	750	1.20
EIR10.3/8.7/4.2	1	1.82	9.37	17.03	159.6	1000	1300	1.30
EIR10.5/7.6/8.2	4	0.94	19.67	18.45	363.00	1500	1800	2.47
EIR12/5/9	2	0.94	18.03	16.90	304.80	1600	1870	1.49
EIR12.8/8.3/8.7	1	1.02	21.03	21.48	451.8	1600	1900	2.00
EIR13/4/9E	2	0.72	18.86	13.54	255.30	1370	1580	1.45
EIR13.6/6/11.6A	4	0.44	35.96	15.94	573.20	3100	3500	3.42
EIR14.5/7.4/9.3	1	0.62	30.51	18.88	576.2	2550	3000	1.89
EIR18/4.3/9.7A	1	0.55	30.75	16.91	520.0	2700	3100	2.67
EIR18/7.2/9.7	1	0.67	31.43	21.18	665.80	2600	3200	4.30
EIR18/8/9.7A	1	0.56	37.48	21.1	790.9	2950	3450	5.15
EIR18/8.5/10A	4	0.61	39.48	24.03	948.50	2800	3350	4.90
EIR18.5/8.6/7.5	1	0.82	30.16	24.59	741.8	2150	2600	4.00
EIR18.5/11.5/12	2	0.72	39.18	28.40	1112.60	2000	2400	7.40
EIR19.2/9/7.3A	1	0.59	38.94	23.09	899.2	2900	3430	5.80
EIR19.8/8/6.6E	1	0.86	28.58	24.65	704.5	2050	2700	3.90
EIR19.8/8.2/6.6	1	0.85	28.96	24.73	716.3	2300	2650	3.95
EIR20/8/7A	1	0.84	29.17	24.49	714.40	2300	3100	3.75
EIR20/8/7N	1	0.84	29.17	24.49	714.4	2100	2500	3.82

*-Al为磁心对应参考值，具体规格以双方签订承认书为准；AL测试条件：1kHz 0.3V 10Ts；AL单位：nH/N2

*-图例仅展示产品形状，具体细节以实物或以双方签订承认书为准。

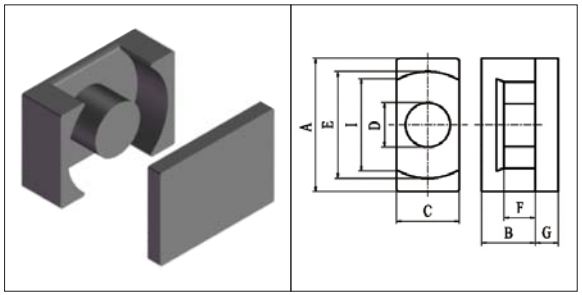

FIG.1

EIR 型 / EIR Core

型号 TYPE	图例 FIG.	尺寸 Dimensions (mm)							
		A	B	C	D	E	F	G	I
EIR20/9/14B	1	20.0±0.35	6.3±0.15	14.0±0.3	8.8±0.2	18.0±0.35	4.1±0.2	2.3±0.15	12.86±0.35
EIR20/13/14	1	20±0.35	11.1±0.1	14±0.3	8.8±0.2	18±0.35	9.2±0.15	1.9±0.05	12.5min
EIR20.7/8.6/14.6A	1	20.65±0.35	6.65±0.1	14.6±0.3	7.62±0.15	18.1±0.35	4.7±0.2	1.95±0.1	16.85±0.35
EIR21.8/9.3/17.3	4	21.8±0.4	7.15±0.2	17.3±0.4	9.2±0.15	18.4±0.4	5.05±0.15	2.15±0.15	10.75±0.4
EIR22.6/8.2/14A	1	22.6±0.4	6±0.1	14±0.3	8.8±0.2	19.7min	3.8±0.2		
EIR22.6/9.1/14	1	22.6±0.4	6.9±0.1	14±0.3	8.8±0.2	19.7min	4.7±0.2	2.2±0.1	15.7+0.6/-0.2
EIR22.6/10.1/14B	4	22.6±0.4	7.9±0.15	14±0.4	8.8±0.2	19.2±0.4	5.7±0.15	2.2±0.15	15.9±0.4
EIR22.6/11/14B	1	22.6±0.4	8.8±0.1	14±0.3	8.8±0.2	19.7min	6.6±0.2	2.2±0.15	15.7+0.6/-0.2
EIR23/7/13A	1	23.2±0.45	5.1±0.1	12.5±0.25	8±0.2	20.2±0.4	3.1±0.15	2.1±0.1	17.5min
EIR23.6/6.7/17	1	23.6±0.4	4.2±0.15	17±0.3	10.8+0.1/-0.2	20.6+0.6/-0.1	1.7±0.15		14.6+0.5/-0.2
EIR24.9/16.4/20.1	4	24.9±0.4	13.5±0.15	20.1±0.4	11.2±0.2	21.7±0.4	10.65±0.15	2.85±0.15	13±0.45
EIR25/8/18A	1	25±0.4	5.6±0.1	18±0.3	11±0.2	22±0.4	3.2±0.15	2.3±0.1	14.5min
EIR25/10/18C	1	25.0±0.4	8.0±0.1	18.0±0.3	11.0±0.2	22.0±0.4	5.15±0.15	2.3±0.1	15.2±0.7
EIR25/14/18	1	25±0.4	12.1±0.1	18±0.3	11±0.2	22±0.4	10.2±0.15	1.9±0.1	14.5min
EIR28/8.2/12	1	28±0.4	5.6±0.15	12±0.3	9±0.2	23.4±0.4	3±0.2	2.6±0.2	
EIR28/9/12O	1	28±0.3	6.6±0.15	12±0.25	9+0.1/-0.3	23.4+0.4/-0.2	4±0.2	2.6±0.2	
EIR28/9.5/12B	1	28±0.35	6.7±0.15	12±0.3	9±0.2	23.4+0.4/-0.3	3.8±0.15	2.8±0.15	21.5±0.35
EIR28/9.7/12	1	28±0.4	7.35±0.1	12±0.2	9±0.2	23.4±0.4	5.05±0.15	2.3±0.1	
EIR29/10.1/11	1	29±0.4	7.1±0.15	11±0.3	8±0.15	24.4±0.3	4.1±0.15	3±0.15	
EIR28/18/11A	1	28.55±0.55	14.0±0.2	11.4±0.25	9.9±0.25	21.2min	9.65±0.25	3.5±0.3	
EIR29/10/11	1	29±0.4	7±0.15	11±0.3	8±0.15	24.4±0.3	4±0.15	3±0.15	
EIR30/9.1/20B	1	30±0.4	6.4±0.15	20±0.3	11±0.2	26±0.4	3.7±0.2	2.7±0.1	19.15min

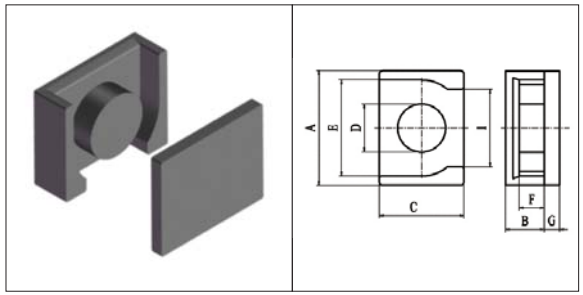

FIG.4

EIR 型 / EIR Core

型号 TYPE	图例 FIG.	参数 Parameters				AL(Ref)*		重量(Ref)
		C1	Ae	Le	Ve	TP4A	TPW33	g /PRS
EIR20/9/14B	1	0.39	60.09	23.58	1416.70	4350	5100	8.17
EIR20/13/14	1	0.58	56.97	33.2	1891.1	3400	4100	9.95
EIR20.7/8.6/14.6A	1	0.44	55.39	24.48	1355.90	3300	4000	7.70
EIR21.8/9.3/17.3	4	0.37	73.28	27.19	1992.50	4600	5500	11.36
EIR22.6/8.2/14A	1	0.44	60.63	26.44	1603.1	4200	5000	8.85
EIR22.6/9.1/14	1	0.45	60.85	27.34	1663.60	4200	5050	9.80
EIR22.6/10.1/14B	4	0.50	60.51	30.24	1829.60	3700	4500	9.90
EIR22.6/11/14B	1	0.51	60.78	31.14	1892.7	3800	4600	10.00
EIR23/7/13A	1	0.53	50.20	26.60	1340.00	3400	4170	7.03
EIR23.6/6.7/17	1	0.26	91.0	23.6	2147.6	6700	8000	10.80
EIR24.9/16.4/20.1	4	0.40	103.53	41.59	4305.70	5100	6300	22.30
EIR25/8/18A	1	0.26	93.30	24.25	2262.40	6600	7800	13.70
EIR25/10/18C	1	0.29	97.10	28.50	2771.00	5600	7450	15.90
EIR25/14/18	1	0.41	89.75	37.14	3333.2	5000	6100	17.50
EIR28/8.2/12	1	0.46	63.72	29.35	1870.2	4100	5000	11.05
EIR28/9/12O	1	0.50	63.26	31.47	1991.00	3800	4600	11.90
EIR28/9.5/12B	1	0.47	67.17	31.35	2105.8	3600	5100	11.50
EIR28/9.7/12	1	0.55	59.71	32.83	1960	3600	4400	10.85
EIR29/10.1/11	1	0.55	60.51	33.48	2026.1	3600	4400	9.70
EIR28/18/11A	1	0.55	82.10	45.50	3735.60	4000	4900	21.50
EIR29/10/11	1	0.55	60.51	33.48	2026.10	3000	3700	11.30
EIR30/9.1/20B	1	0.27	110.25	29.83	3288.4	7100	8600	19.75

*-Al为磁心对应参考值，具体规格以双方签订承认书为准；AL测试条件：1kHz 0.3V 10Ts；AL单位：nH/N2

*-图例仅展示产品形状，具体细节以实物或以双方签订承认书为准。

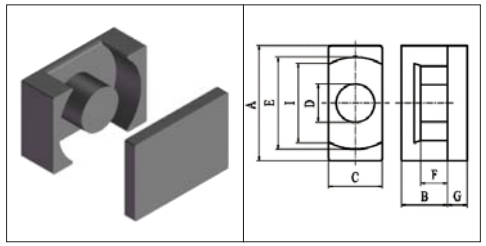

FIG.1

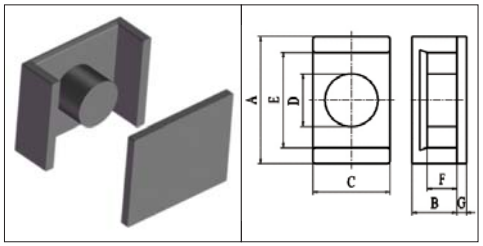

FIG.2

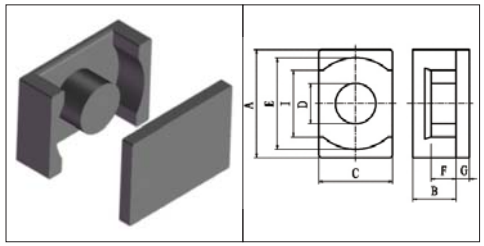

FIG.3

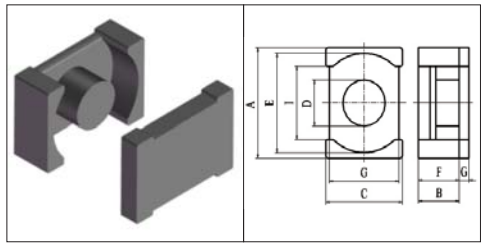

FIG.5

EIR 型 / EIR Core

型号 TYPE	图例 FIG.	尺寸 Dimensions (mm) A	B	C	D	E	F	G	I
EIR30/11/20C	1	30±0.4	8±0.15	20±0.3	11±0.2	26±0.4	5.3±0.2	2.7±0.1	
EIR30/12.3/20A	1	30±0.4	12.25±0.25	20±0.3	11±0.2	26.0±0.4	6.85±0.15	2±0.15	19.4±0.4
EIR30/14/20K	1	30±0.4	12.1±0.1	20±0.3	11±0.2	26±0.4	10.2±0.15		
EIR30/14.6/23	1	30±0.5	11.6±0.15	23±0.4	14.6±0.25	25.2±0.5	8.6±0.15	3±0.1	19.5min
EIR30.2/9.9/20A	3	30.2±0.42	7.25±0.15	20±0.3	11.3±0.2	25±0.38	4.6±0.15	6.65±0.2	2.65±0.1
EIR30.2/11.1/20E	3	30.2±0.5	8.35±0.1	20±0.3	11.3±0.2	25+0.5/-0.1	5.5+0.25/-0		2.75±0.1
EIR30.2/15.1/20	3	30.2±0.42	12.35±0.15	20±0.3	11.3±0.2	25±0.38	9.55±0.15		2.75±0.1
EIR30.3/12.7/20.3	1	30.3±0.5	9.9±0.15	20.3±0.3	13.3±0.2	25.7±0.4	7.1±0.2		
EIR31.5/13.1/20.3A	1	31.5±0.4	9.8±0.15	20.3±0.25	13.3±0.15	27±0.4	6.5±0.15	3.3±0.15	20.8min
EIR32/9.4/21A	1	32±0.6	7±0.15	21±0.4	11.2±0.2	29.7±0.6	4.6±0.2	2.4±0.15	23±0.6
EIR32.2/8.4/22	1	32.2±0.6	5.83±0.2	22±0.4	11±0.3	29±0.6	3.28±0.2	2.55±0.1	23±0.4
EIR32.2/9.8/23C	1	32.2±0.7	7±0.2	23±0.3	13±0.3	29±0.5	4.2±0.2	2.8±0.1	23.8±0.5
EIR32.2/15.6/23	1	32.2±0.5	12.8±0.1	23±0.3	13±0.3	29±0.5	10+0.2/-0.15	2.8±0.1	23.8±0.5
EIR34/17.5/23	1	34±0.45	14.5+0.1/-0.14	23±0.35	13.8±0.2	29+0.45/-0.4	11.5±0.18	3±0.1	26±0.4
EIR35/25/11A	2	35.0±0.5	20.4±0.2	11.3±0.3	11.3±0.25	25.6min	14.7±0.3	4.6±0.2	5.7±0.2
EIR35.5/10.8/24A	1	35.5±0.4	7.45±0.15	24±0.25	15±0.15	30.6±0.4	4.1±0.15	3.35±0.1	
EIR38/18.7/21	1	38±0.5	12±0.2	21±0.3	11.5±0.15	32±0.5	7.5±0.2	6.7±0.1	26±0.5
EIR38.1/10.7/25.4	1	38.1±0.7	8±0.15	25.4±0.5	14±0.2	33.1±0.6	5.3±0.2	2.7±0.15	24.76±0.5
EIR38.2/22/20.1	1	38.15+0.6/-0.5	17.5±0.15	20.1±0.3	15.05±0.25	29+0.6/-0.4	13±0.2	4.5±0.1	
EIR41/27.6/28	5	41±0.6	21.15±0.2	28±0.6	19±0.3	33.5±0.6	14.75±0.2		28min
EIR50/38.2/32	1	50±0.7	30.6±0.15	32±0.5	23±0.35	40.5±0.7	23±0.25	7.6±0.1	32.7±0.7

EIR 型 / EIR Core

型号 TYPE	图例 FIG.	参数 Parameters C1	Ae	Le	Ve	AL(Ref)* TP4A	TPW33	重量(Ref) g /PRS
EIR30/11/20C	1	0.30	110.10	32.93	3625.00	6000	7100	21.35
EIR30/12.3/20A	1	0.33	109.98	35.92	3950.9	7300	9000	22.56
EIR30/14/20K	1	0.42	96.22	40.46	3893.3	5000	6250	22.30
EIR30/14.6/23	1	0.21	177.27	36.54	6477.8	10000	12000	34.50
EIR30.2/9.9/20A	3	0.33	104.17	34.38	3581.60	5800	8000	17.20
EIR30.2/11.1/20E	3	0.34	106.20	36.35	3860.40	5600	6900	21.40
EIR30.2/15.1/20	3	0.39	105.60	41.10	4340.20	5500	6800	24.90
EIR30.3/12.7/20.3	1	0.28	129.75	36.62	4751.4	6200	7700	27.70
EIR31.5/13.1/20.3A	1	0.26	140.65	36.84	5181.5	7900	9700	31.56
EIR32/9.4/21A	1	0.34	101.28	34.67	3511.6	5900	7200	20.00
EIR32.2/8.4/22	1	0.28	112.56	31.21	3512.4	7000	8500	22.50
EIR32.2/9.8/23C	1	0.24	136.11	32.27	4392.4	8300	10100	22.00
EIR32.2/15.6/23	1	0.32	134.00	43.10	5775.40	6700	8400	32.67
EIR34/17.5/23	1	0.30	157.94	46.93	7412.8	7450	9300	39.00
EIR35/25/11A	2	0.57	105.70	60.34	6378.00	4000	5250	35.86
EIR35.5/10.8/24A	1	0.22	177.15	38.36	6795.5	9650	11900	106.00
EIR38/18.7/21	1	0.28	159.28	45.18	7196.4	7700	9150	52.70
EIR38.1/10.7/25.4	1	0.24	158.21	37.69	5962.5	8700	10700	30.00
EIR38.2/22/20.1	1	0.32	178.37	57.58	10270.5	7200	9100	56.80
EIR41/27.6/28	5	0.22	287.16	62.75	18018.70	10700	13700	101.56
EIR50/38.2/32	1	0.21	421.65	86.47	36460.9	12300	15900	204.00

*-Al为磁心对应参考值，具体规格以双方签订承认书为准；AL测试条件：1kHz 0.3V 10Ts；AL单位：nH/N2

*-图例仅展示产品形状，具体细节以实物或以双方签订承认书为准。

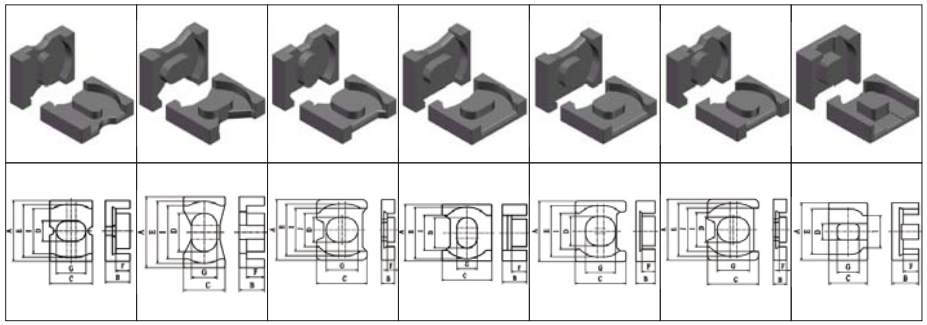

FIG.1 FIG.2 FIG.3 FIG.4 FIG.5 FIG.6 FIG.7

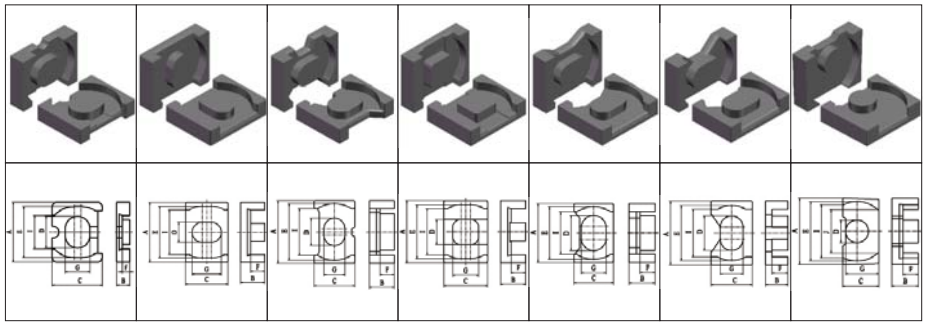

FIG.8 FIG.9 FIG.10 FIG.11 FIG.12 FIG.14 FIG.15

ECW 型 / ECW Core

型号 TYPE	图例 FIG.	尺寸 Dimensions (mm) A	B	C	D	E	F	G	H	I
ECW17/10.3/10.6	9	17±0.5	5.15±0.1	10.6+0.15/-0.3	6.1±0.2	13.4±0.4	3.3±0.1	7.6±0.2	1.85±0.1	12.2±0.4
ECW17.4/8.7/15.5	11	17.4±0.3	4.35±0.15	15.5±0.25	7.9+0.1/-0.15	14.7±0.3	2.25±0.15	7.3±0.15		12.2±0.3
ECW17.6/9.1/17.5	7	17.6±0.3	4.55±0.15	17.5±0.3	7.15+0.05/-0.25	14.9±0.3	2.4±0.15	9.4+0.1/-0.2	2.15±0.15	9.6±0.3
ECW17.7/8.8/15.6	11	17.7±0.3	4.4±0.15	15.6±0.2	8±0.15	14.7±0.3	2.15±0.15	7.35±0.15	12.2±0.3	
ECW23.2/11.6/19	8	23.2±0.5	5.8±0.1	19±0.3	11.8±0.25	20.3+0.5/-0.45	3.4+0.15/-0.1	10.8±0.25		13.5±0.5
ECW23.2/10.6/19A	8	23.2±0.5	5.3±0.125	19±0.5	11.8±0.25	20.3±0.5	2.9±0.15	10.8±0.25		13±0.5
ECW23.7/16.7/17.8	10	23.7±0.4	8.35±0.1	17.8±0.3	12.2±0.25	21±0.4	5.45+0.15/-0.1	9.6±0.25		14.1±0.4
ECW23.7/14.6/17.8A	12	23.7±0.4	7.3±0.15	17.8±0.3	12.2±0.25	21±0.4	4.3±0.15	9.6±0.25		13.4min
ECW25/8.5/22	1	25±0.5	4.25±0.15	22±0.5	6.3±0.25	21.1±0.5	2.35+0/-0.35	15.4±0.35		19±0.5
ECW25/16/17.8	4	25±0.5	8±0.125	17.8±0.5	13.2±0.25	21.8±0.5	5.1±0.15	9±0.25	2.9±0.2	16±0.5
ECW25.6/10.5/15.7	5	26+0/-0.8	5.15+0.2/-0	16+0/-0.6	9.1+0/-0.3	21.6+0.8/-0	2.25+0.3/-0	11+0/-0.3		
ECW26.5/16.8/18.5	2	26.5±0.4	8.4±0.15	18.5±0.3	14.5±0.25	23±0.4	5.4±0.15	9.5±0.2	3±0.2	16.9±0.4
ECW26.6/16.8/17.3	14	26.6±0.4	8.4±0.15	17.3±0.3	14.5±0.25	23.1±0.4	5.4±0.15			20±0.4
ECW27/14.4/22.5	3	27±0.5	7.2±0.12	22.5±0.5	11.2±0.25	23.2±0.5	4.3+0.2/-0.1	14.2±0.25	17.3±0.4	19±0.5
ECW27/17/22.5B	6	27±0.5	8.5±0.1	22.5±0.5	11.2±0.25	23.2±0.5	5.85±0.15	14.2±0.25	19.5±0.5	15±0.5
ECW27/17.8/20	7	27±0.4	8.9±0.1	20±0.3	11.2±0.2	22.2±0.4	5.7±0.15	14.2±0.2		17.04±0.4
ECW27/17/22.5A	6	27±0.5	8.5±0.1	22.5±0.5	11.2±0.25	23.2±0.5	5.85±0.15	14.2±0.25	19.5±0.5	15±0.5
ECW28/18.3/23.7	4	28±0.4	9.15±0.15	23.7±0.4	13±0.25	24.2±0.4	5.6±0.15	15.2±0.3	19.2±0.4	18.2±0.4
ECW41.7/51/26	15	41.7±0.6	25.5±0.1	26±0.4	16±0.3	36.6±0.6	20.3±0.15	24±0.4		32.1±0.6

ECW 型 / ECW Core

型号 TYPE	图例 FIG.	参数 Parameters C1	Ae	Le	Ve	AL(Ref)* TP4A	TPW33	重量(Ref) g /PRS
ECW17/10.3/10.6	9	0.71	39.80	28.35	1128.30	2540	3060	5.80
ECW17.4/8.7/15.5	11	0.46	54.70	25.20	1378.40	3930	4700	15.10
ECW17.6/9.1/17.5	7	0.39	67.63	26.10	1765.10	4310	5160	17.70
ECW17.7/8.8/15.6	11	0.37	61.90	22.92	1418.60	4210	4990	8.00
ECW23.2/11.6/19	8	0.35	98.00	33.90	3322.20	5830	7130	16.00
ECW23.2/10.6/19A	8	0.32	99.65	31.77	3165.90	4890	5950	15.00
ECW23.7/16.7/17.8	10	0.39	100.00	39.29	3929.00	5380	6650	20.40
ECW23.7/14.6/17.8A	12	0.37	103.00	38.20	3934.60	5650	6970	19.40
ECW25/8.5/22	1	0.35	87.62	30.69	2688.73	5400	6600	14.80
ECW25/16/17.8	4	0.40	102.00	40.80	4161.60	5130	6360	20.60
ECW25.6/10.5/15.7	5	0.35	86.31	29.86	2576.80	5170	6260	14.00
ECW26.5/16.8/18.5	2	0.44	98.60	43.00	4239.80	4970	6400	22.00
ECW26.6/16.8/17.3	14	0.44	102.06	45.15	4608.10	4380	5470	27.60
ECW27/14.4/22.5	3	0.33	131.50	43.00	5654.50	6700	8300	25.90
ECW27/17/22.5B	6	0.37	126.27	47.33	5976.40	5610	7020	28.60
ECW27/17.8/20	7	0.36	129.99	46.84	6088.70	6070	7590	29.20
ECW27/17/22.5A	6	0.35	127.56	44.02	5615.30	5910	7370	28.60
ECW28/18.3/23.7	4	0.31	156.00	47.80	7456.80	7280	9120	38.20
ECW41.7/51/26	15	0.34	222.10	76.06	16892.30	6530	8410	132.00

*-Al为磁心对应参考值，具体规格以双方签订承认书为准；AL测试条件：1kHz 0.3V 10Ts；AL单位：nH/N2

*-图例仅展示产品形状，具体细节以实物或以双方签订承认书为准。

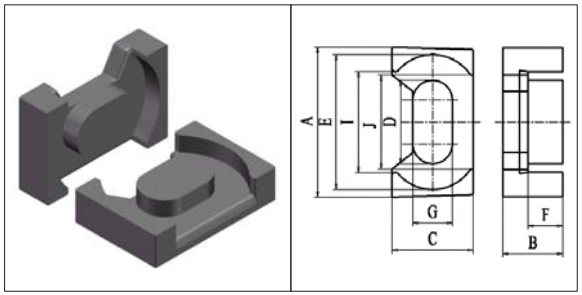

ECW FIG.13

ECW 型 / ECW Core

型号 TYPE	图例 FIG.	尺寸 Dimensions (mm)								
		A	B	C	D	E	F	G	H	I
ECW42.7/51/26	15	42.7±0.55	25.5±0.1	26±0.4	15.3±0.3	38±0.55	20.3±0.15	24.5±0.3		34.3±0.55
ECW53.9/38/30	13	53.9±0.8	19±0.1	30±0.45	26±0.4	47±0.8	12.1±0.15	14±0.3		36.9±0.55
ECW54.5/38/30.2	13	54.5±0.65	19±0.1	30.2±0.45	27±0.5	47±0.65	12±0.15	15±0.3		36.5±0.65

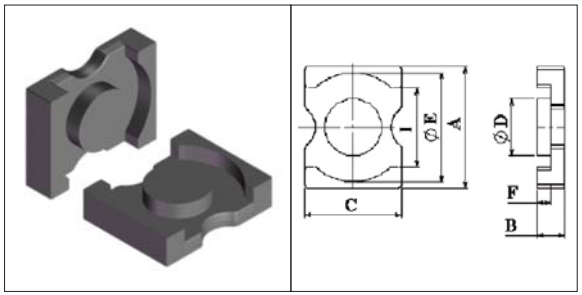

ECW FIG.15

ECW 型 / ECW Core

型号 TYPE	图例 FIG.	参数 Parameters				AL(Ref)*		重量(Ref) g /PRS
		C1	Ae	Le	Ve	TP4A	TPW33	
ECW42.7/51/26	15	0.36	211.50	77.07	16299.70	5910	7610	128.00
ECW53.9/38/30	13	0.28	352.37	98.91	34852.90	9180	11980	168.00
ECW54.5/38/30.2	13	0.26	375.82	98.72	37101.30	9810	12790	178.00

EGP FIG.1

EGP 型 / EGP Core

型号 TYPE	图例 FIG.	尺寸 Dimensions (mm)						
		A	B	C	D	E	F	I
EGP39.6/12.6/28.3	1	39.6±0.5	12.6±0.2	28.3±0.35	16±0.25	33.1±0.5	3.8±0.15	25.7±0.6
EGP40/18.4/32	1	40±0.45	9.2±0.15	32±0.35	18.8±0.3	36±0.45	4.7±0.15	26±0.45
EGP40/29.5/32	1	40±0.45	14.75±0.15	32±0.35	18.8±0.3	36±0.45	10.25±0.15	26±0.45

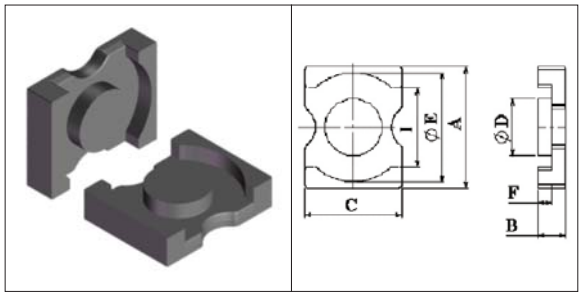

EGP FIG.1

EGP 型 / EGP Core

型号 TYPE	图例 FIG.	参数 Parameters				AL(Ref)*		重量(Ref) g /PRS
		C1	Ae	Le	Ve	TP4A	TPW33	
EGP39.6/12.6/28.3	1	0.19	205.04	39.31	8074.89	7400	9400	44.73
EGP40/18.4/32	1	0.16	291.08	47.0	13679.3	11500	13500	79.51
EGP40/29.5/32	1	0.24	290.95	69.14	20116.6	10000	8000	108

*-Al为磁心对应参考值，具体规格以双方签订承认书为准；AL测试条件：1kHz 0.3V 10Ts；AL单位：nH/N2

*-图例仅展示产品形状，具体细节以实物或以双方签订承认书为准。

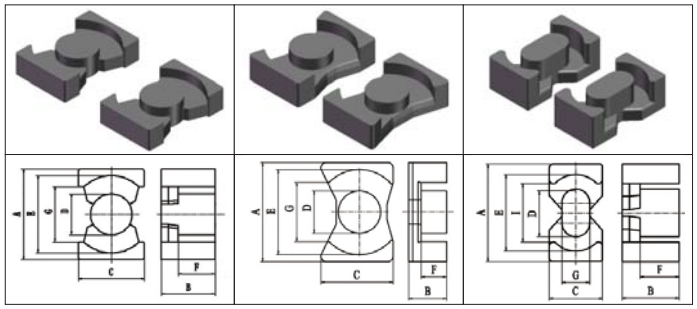

FIG.1 FIG.3 FIG.4

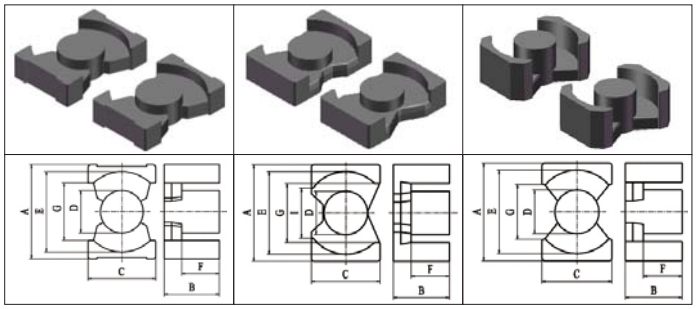

FIG.6 FIG.9 FIG.11

PQ 型 / PQ Core

型号 TYPE	图例 FIG.	尺寸 Dimensions (mm) A	B	C	D	E	F	G
PQ15.5/8/10	9	15.51±0.25	3.98±0.05	9.96±0.25	6.3±0.1	13.1±0.25	1.96±0.15	1.205±0.15
PQ16.4/11.6/11.2A	1	16.4±0.35	5.8±0.15	11.2±0.3	7±0.25	14min	3.45±0.15	9.6min
PQ16.6/13.8/10	1	16.6±0.3	6.9±0.15	10±0.3	6.3±0.2	14.1±0.3	4.65±0.15	10.3±0.3
PQ17.4/22.6/14	1	17.4±0.35	11.3±0.2	14±0.3	8.8+0/-0.4	15min	8.4±0.15	9.7±0.5
PQ20/16.8/14	11	20±0.3	8.4±0.1	14±0.3	8.5±0.15	17.4±0.3	5.6+0.15/-0.1	
PQ20.5/20.2/14	1	20.5±0.4	10.2+0/-0.2	14±0.4	8.8±0.2	18±0.4	7+0.3/-0	12min
PQ20/10E	1	20.5±0.4	4.9±0.1	14.0±0.4	8.8±0.2	18.0±0.4	2.65±0.2	12.0min
PQ20/12	1	20.5±0.4	6±0.1	14.0±0.4	8.8±0.2	18.0±0.4	3.05±0.15	12.0min
PQ20/14	1	20.5±0.4	7.1±0.2	14.0±0.4	8.8±0.2	18±0.4	4.205±0.2	
PQ20/16	1	20.5±0.4	8+0.2/-0	14±0.4	8.8±0.2	18±0.4	5+0.3/-0	12min
PQ20/20	6	21.3±0.4	10.1±0.1	14.0±0.4	8.8±0.2	18.0±0.4	7.15±0.15	12.0min
PQ20/20C	1	20.5±0.4	10.2+0/-0.2	14±0.4	8.8±0.2	18±0.4	7+0.3/-0	12min
PQ20/25A	1	20.5±0.4	12.5±0.1	14±0.4	8.8±0.2	18±0.4	9.56±0.15	12min
PQ20.5/20.2/14I	1	20.5±0.4	10.25±0.15	14±0.4	8.8±0.2	18±0.4	7.3±0.15	13.8±0.5
PQ20.6/13.4/15	3	20.6±0.3	6.7±0.05	15.02±0.3	8.8±0.15	17.68±0.25	4.1±0.08	8.02±0.2
PQ20.9/16.2/14A	1	20.9±0.8	8.1±0.25	14±0.4	8.8±0.2	18±0.4	5.15±0.15	12min
PQ21/22.4/11.4	4	21+0.4/-0.5	11.2±0.2	11.4+0.2/-0.3	11.4+0.2/-0.3	17.4+0.45/-0.25	8.6±0.15	6+0.1/-0.2
PQ21.3/20/14	6	21.3±0.4	10±0.1	14.0±0.4	8.8±0.2	18.0±0.4	7.05±0.15	12.0min
PQ21.8/16/13.9	1	21.8±0.4	8±0.1	13.9±0.3	9.5±0.2	18.3±0.4	4.5±0.15	14.35±0.3
PQ21.9/16/14A	1	21.85±0.3	8±0.1	14±0.25	9.6±0.2	18.7±0.3	4.5±0.1	14.5±0.25
PQ22.8/17.3/14.4	1	22.8±0.4	8.65±0.1	14.4±0.4	8.8±0.2	20.3±0.4	5.7±0.15	15.6±0.4

PQ 型 / PQ Core

型号 TYPE	图例 FIG.	参数 Parameters C1	Ae	Le	Ve	AL(Ref)* TP4A	TPW33	重量(Ref) g /PRS
PQ15.5/8/10	9	0.64	31.93	20.32	648.80	2590	3050	4.00
PQ16.4/11.6/11.2A	1	0.70	38.98	27.33	1065.30	2600	3000	5.53
PQ16.6/13.8/10	1	0.96	33.67	32.34	1089.00	1910	2330	6.00
PQ17.4/22.6/14	1	0.81	58.99	47.59	2807.00	2600	3300	14.57
PQ20/16.8/14	11	0.65	59.40	38.70	2298.80	3230	3990	12.20
PQ20.5/20.2/14	1	0.74	61.22	45.53	2787.30	2800	3500	14.46
PQ20/10E	1	0.48	54.44	26.14	1422.80	3100	3700	7.38
PQ20/12	1	0.48	60.87	29.14	1773.60	3800	4700	9.20
PQ20/14	1	0.56	60.64	33.66	2041.20	3400	4200	10.59
PQ20/16	1	0.61	61.09	37.53	2292.90	3200	4000	11.90
PQ20/20	6	0.70	64.81	45.51	2949.50	2900	3600	15.31
PQ20/20C	1	0.74	61.22	45.53	2787.30	2800	3500	14.46
PQ20/25A	1	0.9	61.45	55.02	3381.0	2550	3350	9.2
PQ20.5/20.2/14I	1	0.77	60.32	46.51	2805.50	2820	3520	14.84
PQ20.6/13.4/15	3	0.48	69.48	33.16	2304.20	3670	4480	11.54
PQ20.9/16.2/14A	1	0.6	62.94	37.6	2366.4	3500	4400	6.5
PQ21/22.4/11.4	4	0.83	61.00	50.90	3104.90	2720	3420	16.82
PQ21.3/20/14	6	0.7	64.79	45.11	2922.9	3200	3900	7.9
PQ21.8/16/13.9	1	0.50	72.69	36.58	2658.60	4000	4930	14.94
PQ21.9/16/14A	1	0.43	83.50	35.74	2984.40	4150	5100	14.96
PQ22.8/17.3/14.4	1	0.70	62.74	43.71	2742.34	2800	3500	14.23

*-Al为磁心对应参考值，具体规格以双方签订承认书为准；AL测试条件：1kHz 0.3V 10Ts；AL单位：nH/N2

*-图例仅展示产品形状，具体细节以实物或以双方签订承认书为准。

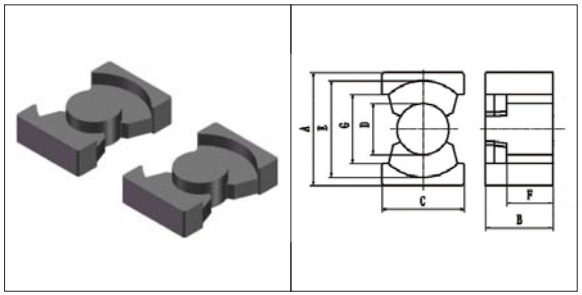

FIG.1

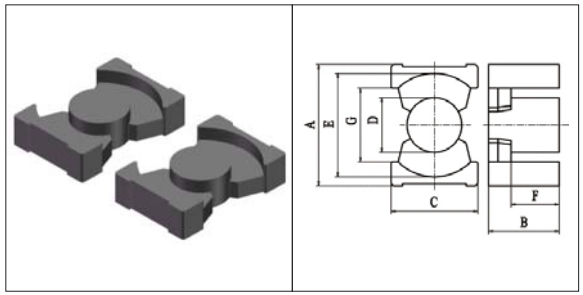

FIG.6

PQ 型 / PQ Core

型号 TYPE	图例 FIG.	尺寸 Dimensions (mm) A	B	C	D	E	F	G
PQ26/15A	1	26.5±0.45	7.4±0.15	19±0.45	12±0.2	22.5±0.45	3.2min	15.5min
PQ26/16C	1	26.5±0.45	8+0/-0.2	19±0.45	12.2+0/-0.4	22.5±0.45	3.75±0.15	15.5min
PQ26/18	1	26.5±0.45	9+0/-0.25	19.0±0.45	12.2+0/-0.4	22.5±0.45	4.3+0.3/-0	15.5min
PQ26/19	1	26.5±0.45	9.7+0/-0.25	19.0±0.45	12.2+0/-0.4	22.5±0.45	5.1+0.5/-0	15.5min
PQ26/20A	1	26.6±0.5	9.95+0.25/-0	19.0±0.5	12.0±0.3	22.0min	5.75±0.15	15.2min
PQ26/20L	1	26.5±0.45	10.45±0.2	19.0±0.45	12.0±0.3	22.5±0.45	6.2±0.2	15.5min
PQ26/21A	1	26.6±0.5	10.45±0.2	19±0.5	12±0.3	22min	6.2±0.2	15.2min
PQ26/21B	1	26.5±0.45	10.35+0/-0.25	19.0±0.45	12.0±0.2	22.5±0.45	5.9±0.15	15.5min
PQ26/21I	1	26.5±0.45	10.65±0.15	19±0.45	12±0.2	22.5±0.45	6.3±0.2	15.5min
PQ26/22H	1	26.5±0.45	10.75+0.3/-0.1	19±0.45	12±0.2	22.5±0.45	6.7+0.2/-0.1	15.5min
PQ26/23B	1	26.5±0.45	11.25±0.2	19±0.45	12.0±0.2	22.05min	6.93±0.15	15.5min
PQ26/25M	1	26.5±0.45	12.5+0/-0.25	19±0.45	12±0.3	22.5±0.45	8.05±0.15	15.5min
PQ26.3/16.2/19	1	26.75+0/-0.9	8.1±0.2	19.45+0/-0.9	12.2+0/-0.4	22.05+0.9/-0	3.65±0.2	15.5min
PQ26.5/11/19A	1	26.5±0.45	5.4+0.2/-0	19±0.45	12±0.2	22min	2.65+0.3/-0	15.5min
PQ26.5/15.3/19	1	26.5±0.45	7.63±0.12	19±0.45	12±0.2	22.5±0.45	3.3±0.15	15.5+0.8/-0
PQ26.5/17.8/19	1	26.5±0.45	9+0/-0.25	19±0.45	12.2+0/-0.4	22min	4.3+0.3/-0	15.5min
PQ26.5/18.8/19A	1	26.5±0.4	9.4±0.13	19±0.4	12±0.2	22.5+0.4/-0.3	5.08±0.15	15.5min
PQ26.5/20.4/19A	1	26.5±0.45	10.2±0.15	19±0.45	12±0.2	22.5±0.45	5.85±0.15	15.5min
PQ26.5/25/19B	1	26.5±0.45	12.5±0.125	19±0.45	12±0.2	22.5±0.3	8.05±0.15	15.7min
PQ26.5/25/19E	1	26.5±0.45	12.45±0.1	19±0.45	12±0.2	22.5±0.45	8.15+0.2/-0.1	16.2min
PQ27/20F	6	26.5+1.2/-0.5	10.05±0.15	19±0.5	12±0.2	22.5±0.45	6.25±0.15	15.4min

PQ 型 / PQ Core

型号 TYPE	图例 FIG.	参数 Parameters C1	Ae	Le	Ve	AL(Ref)* TP4A	TPW33	重量(Ref) g /PRS
PQ26/15A	1	0.30	116.00	35.00	4070.00	6400	7900	21.12
PQ26/16C	1	0.31	117.91	36.62	4317.30	6300	7800	22.40
PQ26/18	1	0.33	120.57	39.84	4804.00	6000	7400	24.93
PQ26/19	1	0.36	118.86	43.11	5124.40	5600	7000	26.59
PQ26/20A	1	0.37	120.51	44.80	5398.20	5500	6900	28.01
PQ26/20L	1	0.39	119.13	46.54	5544.10	5300	6700	28.77
PQ26/21A	1	0.39	119.94	46.47	5573.00	5400	6700	28.92
PQ26/21B	1	0.38	119.71	45.46	5442.30	5400	6800	28.24
PQ26/21I	1	0.39	119.91	47.01	5647.30	5300	6600	29.31
PQ26/22H	1	0.41	118.01	48.48	5720.80	5200	6500	29.69
PQ26/23B	1	0.41	119.70	49.56	5932.20	5100	6400	30.79
PQ26/25M	1	0.45	119.75	54.03	6469.90	4800	6000	33.58
PQ26.3/16.2/19	1	0.31	118.95	37.98	4517.1	6200	8000	11.5
PQ26.5/11/19A	1	0.30	97.74	29.74	2907.00	4800	5800	15.09
PQ26.5/15.3/19	1	0.29	119.74	35.10	4202.80	6500	8000	21.81
PQ26.5/17.8/19	1	0.33	120.88	39.83	4814.00	6000	7400	24.98
PQ26.5/18.8/19A	1	0.34	119.00	46.30	5490.00	5400	6700	28.49
PQ26.5/20.4/19A	1	0.38	119.91	45.30	5432.40	5400	6800	28.19
PQ26.5/25/19B	1	0.45	120.37	54.29	6534.90	4700	6000	33.91
PQ26.5/25/19E	1	0.46	119.33	54.47	6500.00	4700	6000	33.73
PQ27/20F	6	0.40	115.50	45.89	5300.30	5000	6200	27.51

*-Al为磁心对应参考值，具体规格以双方签订承认书为准；AL测试条件：1kHz 0.3V 10Ts；AL单位：nH/N2

*-图例仅展示产品形状，具体细节以实物或以双方签订承认书为准。

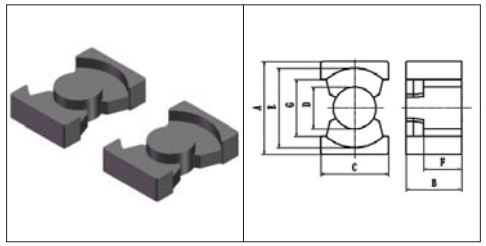

FIG.1

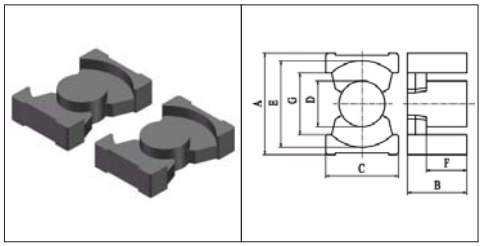

FIG.6

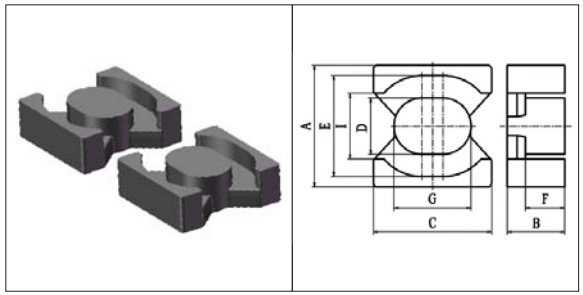

FIG.10

PQ 型 / PQ Core

型号 TYPE	图例 FIG.	尺寸 Dimensions (mm) A	B	C	D	E	F	G
PQ26/14B	1	26.95+0/-0.9	7+0/-0.2	19.45+0/-0.9	12.2+0/-0.4	22.05min	2.5±0.15	15.5min
PQ26/16A	1	26.95+0/-0.9	8.0±0.2	19.45+0/-0.9	12.2+0/-0.4	22.05min	3.5±0.1	15.5min
PQ26.5/16/19E	1	26.5±0.45	8±0.1	19±0.45	12.7±0.2	22.05min	3.85±0.15	15.5min
PQ26.5/20.2/19I	1	26.5±0.5	10.1±0.15	19±0.4	12±0.2	22.5±0.4	5.75±0.15	
PQ26.8/24.8/19	1	26.8±0.45	12.5+0/-0.25	19±0.45	12±0.3	22.8±0.45	8.05±0.2	16min
PQ26.9/24.8/19	6	26.885±0.82	12.37±0.125	19±0.46	12±0.19	22.05min	8.05±0.15	15.49min
PQ27/20.8/19	1	27±0.45	10.4±0.3	19±0.5	12±0.3	22.5min	6.2±0.2	16.2min
PQ27/20	6	27.3±0.46	10.1±0.125	19.0±0.45	12.0±0.2	22.5±0.46	5.75±0.15	15.5min
PQ27/20C	6	27.3±0.46	10.1±0.12	19±0.45	12±0.2	22.5±0.46	5.9min	15.5min
PQ27/25A	6	27.3±0.46	12.35±0.125	19.0±0.45	12.0±0.2	22.5±0.46	8.05±0.15	15.5min
PQ27/25E	1	27±0.45	12.5±0.3	19±0.5	12±0.3	22.5min	8.25±0.2	16.2min
PQ27.3/24.7/19	6	27.3±0.46	12.35±0.125	19±0.45	12±0.2	22.5±0.45	8.05±0.15	15.5min
PQ29.8/35/29A	10	29.8±0.5	17 5±0.1	29±0.4	13.8±0.2	24.7±0.4	12.55±0.15	16+0.5/-0.3
PQ30/20B	1	30.0±0.5	9.9±0.1	20.5±0.4	13.3+0.2/-0.3	25.25±0.5	6.8±0.2	18min
PQ30/25/20.5	1	30±0.5	12.5±0.2	20.5±0.5	13.3±0.25	25min	9.2±0.2	18min
PQ30/26/20.5B	1	30±0.5	13±0.1	20.5±0.35	13.3±0.3	25.5±0.5	9.7±0.15	17.8min
PQ30.5/36.1/29A	10	30.5±0.5	18.05±0.15	29±0.4	13.8±0.2	24.7±0.4	12.55±0.15	16+0.5/-0.3
PQ32/11B	1	32±0.5	5.6±0.15	22±0.5	13.45±0.25	27.5±0.5	2.6±0.15	19min
PQ32/14B	1	32.0±0.5	7.1±0.2	22.0±0.5	13.4±0.3	27.5±0.5	2.7±0.2	19min
PQ32/16	1	32.0±0.5	8.05+0/-0.18	22.0±0.5	13.45±0.25	27.5±0.5	3.4+0.3/-0	19.0min
PQ32/17.9/22	1	32±0.5	8.95±0.15	22±0.5	13.45±0.25	27.5±0.5	4.75±0.15	19min

PQ 型 / PQ Core

型号 TYPE	图例 FIG.	参数 Parameters C1	Ae	Le	Ve	AL(Ref)* TP4A	TPW33	重量(Ref) g /PRS
PQ26/14B	1	0.27	120.45	32.04	3859.20	6900	8500	20.03
PQ26/16A	1	0.30	121.37	36.18	4390.70	6400	7900	22.79
PQ26.5/16/19E	1	0.30	124.27	36.71	4562.10	6640	8170	26.00
PQ26.5/20.2/19I	1	0.38	97.51	45.79	4465.10	3660	4570	30.20
PQ26.8/24.8/19	1	0.46	119.44	54.42	6500.00	4700	6000	33.73
PQ26.9/24.8/19	6	0.44	121.94	54.00	6585.20	4700	6000	34.17
PQ27/20.8/19	1	0.40	118.55	47.02	5574.10	5300	6600	28.93
PQ27/20	6	0.36	124.08	44.94	5575.70	5500	6800	28.94
PQ27/20C	6	0.37	121.92	45.51	5548.50	5400	6800	28.79
PQ27/25A	6	0.44	123.86	53.92	6678.90	4800	6000	34.66
PQ27/25E	1	0.46	119.07	55.27	6580.90	4700	5900	34.15
PQ27.3/24.7/19	6	0.44	123.87	53.92	6679.10	4800	6000	34.66
PQ29.8/35/29A	10	0.32	241.35	77.46	18695.20	7030	9060	91.18
PQ30/20B	1	0.38	125.59	48.26	6061.50	4300	5400	31.46
PQ30/25/20.5	1	0.45	130.17	58.54	7619.60	3900	5000	39.54
PQ30/26/20.5B	1	0.48	134.80	64.26	8662.96	3800	4900	44.96
PQ30.5/36.1/29A	10	0.31	252.96	77.92	19710.10	7000	9020	98.66
PQ32/11B	1	0.28	132.37	36.49	4830.30	5200	6500	25.07
PQ32/14B	1	0.25	160.17	40.40	6470.90	7200	8900	33.58
PQ32/16	1	0.27	161.45	44.11	7121.40	6800	8400	36.96
PQ32/17.9/22	1	0.31	159.09	48.91	7780.50	6000	7500	40.38

*-Al为磁心对应参考值，具体规格以双方签订承认书为准；AL测试条件：1kHz 0.3V 10Ts；AL单位：nH/N2

*-图例仅展示产品形状，具体细节以实物或以双方签订承认书为准。

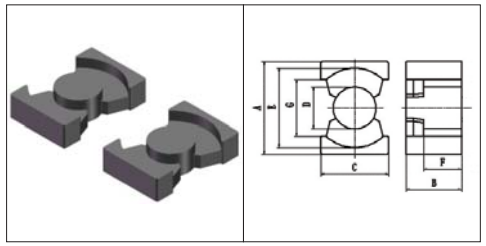

FIG.1

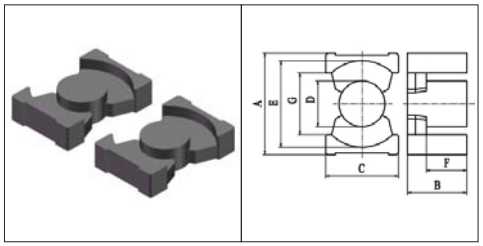

FIG.6

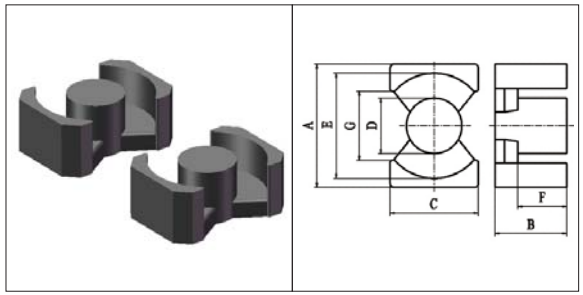

FIG.11

PQ 型 / PQ Core

型号 TYPE	图例 FIG.	尺寸 Dimensions (mm) A	B	C	D	E	F	G
PQ32/18F	1	32±0.5	9.1+0/-0.25	22±0.5	13.7+0/-0.5	27.5±0.5	4.6+0.4/-0	19.0min
PQ32/20.1/22	1	32±0.5	10.05±0.15	22±0.5	13.4±0.3	27.5±0.5	6.5±0.2	19min
PQ32/20M	1	32.0±0.5	10.25±0.15	22.0±0.5	13.4±0.3	27.5±0.5	5.75±0.15	19.0min
PQ32/21.4/21.8	1	32±0.5	10.7±0.125	21.75±0.5	13.45±0.25	27.5±0.5	6.15±0.15	20.5min
PQ32/21A	1	32.0±0.5	10.5±0.2	22.0±0.5	13.4±0.3	27.5±0.5	6±0.2	19min
PQ32/21F	1	32.0±0.5	10.45±0.15	22.0±0.5	13.1±0.3	27.5±0.5	5.9±0.15	19.75min
PQ32/25D	1	32.0±0.5	12.35±0.2	22.0±0.5	13.4±0.3	27.5±0.5	8.1±0.2	19min
PQ32/25G	1	32.0±0.5	12.35±0.15	22.0±0.5	13.45±0.25	27.5±0.5	8.25±0.15	19.75min
PQ32/30	1	32.0±0.5	15.3+0/-0.3	22.0±0.5	13.45±0.25	27.5±0.5	10.5+0.3/-0	19.0min
PQ32/30.3/22AC	1	32±0.6	15.15±0.15	22±0.4	13.4±0.3	27.5±0.5	10.65±0.15	23min
PQ32/30.7/22	1	32.0±0.5	15.35±0.15	22.0±0.5	13.4±0.3	27.5±0.5	10.85±0.15	20min
PQ32/35.5/22B	1	32+0.7/-0.3	17.75±0.2	22±0.5	13.4±0.3	27.5±0.5	13.25±0.2	19.5min
PQ32/35A	1	32+0.7/-0.5	17.75±0.125	22.0±0.5	13.45±0.25	27.5±0.5	13.25±0.15	19min
PQ32/30.4/22M	11	32±0.5	15.18±0.15	22±0.5	13.45±0.25	27.5±0.5	10.65±0.15	19min
PQ32/40/22	1	32±0.6	20±0.15	22±0.4	13.45±0.2	27.5±0.5	15.5±0.15	19min
PQ32/18C	1	32.5+0/-1	9.55+0.3/-0	22.5+0/-1	13.4±0.3	27+1/-0	5.1+0.3/-0	19.0min
PQ32/20.5/22G	1	32.5+0/-1.0	10.25±0.2	22.5+0/-1.0	13.4±0.3	27.0+1.0/-0	5.75±0.2	19.5min
PQ32/30G	1	32.5+0/-1	15.15±0.2	22.5+0/-1	13.4±0.3	27+1/-0	10.65±0.2	19min
PQ32.2/31/22	1	32.2±0.5	15.5±0.2	22.0±0.5	13.45±0.25	27.5±0.5	10.9±0.2	19.3min
PQ32.5/25.3/22	1	32.5±0.5	12.65±0.2	22±0.4	13.4±0.3	27.5±0.5	8.4±0.2	19min
PQ32.5/30.2/22	6	32.5±1	15.1±0.2	22±0.5	13.45±0.25	27min	10.7±0.2	19min

PQ 型 / PQ Core

型号 TYPE	图例 FIG.	参数 Parameters C1	Ae	Le	Ve	AL(Ref)* TP4A	TPW33	重量(Ref) g /PRS
PQ32/18F	1	0.31	158.83	49.08	7795.40	5900	7400	40.45
PQ32/20.1/22	1	0.35	150.60	54.87	8263.40	5500	7000	42.88
PQ32/20M	1	0.33	163.13	53.90	8792.70	5900	7500	45.63
PQ32/21.4/21.8	1	0.35	161.80	56.33	9113.50	5800	7300	47.29
PQ32/21A	1	0.34	163.22	54.99	8975.60	5800	7400	46.58
PQ32/21F	1	0.34	159.42	54.97	8763.60	5600	7100	45.48
PQ32/25D	1	0.40	161.00	63.63	10243.50	4900	6300	53.16
PQ32/25G	1	0.40	158.97	64.20	10205.90	4700	6000	52.96
PQ32/30	1	0.46	164.97	75.29	12420.10	4500	5900	64.45
PQ32/30.3/22AC	1	0.49	158.45	77.09	12214.1	4680	6300	27.0
PQ32/30.7/22	1	0.47	163.24	76.54	12494.70	4500	5800	64.84
PQ32/35.5/22B	1	0.53	152.70	81.61	12461.45	4000	5200	64.67
PQ32/35A	1	0.52	165.98	86.65	14381.50	4000	5300	74.63
PQ32/30.4/22M	11	0.46	161.00	74.60	12010.60	5310	6830	55.42
PQ32/40/22	1	0.58	166.11	96.28	15993.60	3740	4880	42.35
PQ32/18C	1	0.32	162.30	51.62	8377.60	6100	7600	43.48
PQ32/20.5/22G	1	0.33	162.63	54.07	8793.60	5900	7500	45.63
PQ32/30G	1	0.46	164.32	75.29	12371.20	4500	5900	64.20
PQ32.2/31/22	1	0.46	166.98	76.65	12798.20	4500	5900	66.42
PQ32.5/25.3/22	1	0.40	164.12	64.85	10643.20	4900	6200	55.23
PQ32.5/30.2/22	6	0.45	167.31	75.12	12568.00	4500	5800	65.22

*-Al为磁心对应参考值，具体规格以双方签订承认书为准；AL测试条件：1kHz 0.3V 10Ts；AL单位：nH/N2

*-图例仅展示产品形状，具体细节以实物或以双方签订承认书为准。

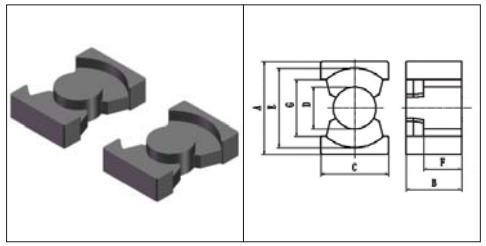

FIG.1

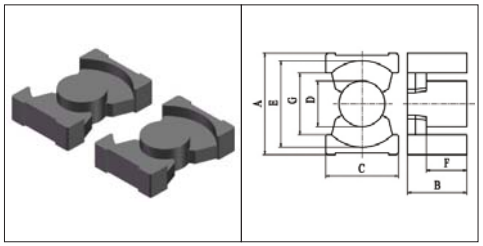

FIG.6

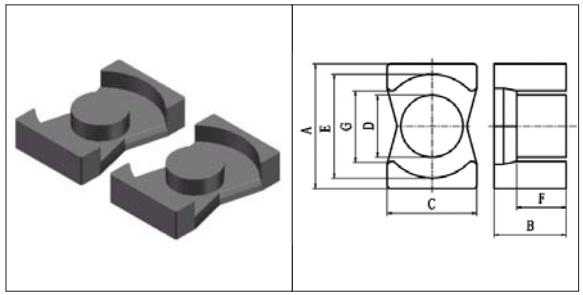

FIG.8

PQ 型 / PQ Core

型号 TYPE	图例 FIG.	尺寸 Dimensions (mm) A	B	C	D	E	F	G
PQ32.5/30.7/22	1	32.5±0.5	15.35±0.2	22±0.5	13.4±0.3	28±0.5	10.85±0.15	20.5min
PQ33/21	6	33.0±0.5	10.3±0.125	22.0±0.5	13.5±0.25	27.5±0.5	5.75±0.15	19min
PQ33/30C	6	33±0.5	15.15±0.125	22±0.5	13.5±0.25	27.5±0.5	10.65±0.15	19min
PQ33.5/20.6/22	6	33.5±0.5	10.3±0.125	22±0.5	13.5±0.25	28.3min	5.75±0.2	19.7min
PQ33.5/33.5/24	1	33.8+0.2/-0.8	16.75±0.1	24±0.5	14.3±0.25	28.6±0.5	12.35±0.15	20.3min
PQ34/30/24	1	34±0.5	15±0.125	24±0.5	17±0.3	29±0.45	10.15±0.15	21±0.45
PQ34/30/28.6	1	34±0.5	15±0.125	28.6±0.45	18±0.3	30±0.45	10.15±0.15	21±0.45
PQ35/35D	1	35.1±0.6	17.4±0.2	26.0±0.5	14.35±0.25	32.0±0.5	12.5±0.2	23.5MIN
PQ35/35J	1	35.05±0.55	17.25+0.25/-0	26±0.5	14.35±0.25	31.5min	12.25min	23.5min
PQ35.1/30.6/26	1	35.1±0.6	15.3±0.2	26.0±0.5	14.35±0.25	32.0±0.5	10.4±0.2	23.5min
PQ35.1/31/26C	1	35.1±0.6	15.5±0.15	26±0.5	14.6+0/-0.5	31.5min	10.75±0.15	23.5min
PQ35/16/26	1	35.1±0.6	8±0.15	26±0.5	14.35±0.25	32±0.5	4±0.15	23.5min
PQ35/25C	1	35.1±0.6	12.5±0.15	26.0±0.5	14.4±0.25	32.0±0.5	7.6±0.2	23.5min
PQ35/26	1	35.1±0.6	13±0.2	26.0±0.5	14.35±0.25	32.0±0.5	8.1±0.2	23.5MIN
PQ35/27D	1	35.1±0.6	13.5±0.2	26±0.5	14.35±0.25	32±0.5	8.5±0.2	23.5min
PQ35/30	1	35.1±0.6	14.9±0.2	26.0±0.5	14.35±0.25	32.0±0.5	10.0±0.2	23.5min
PQ35/33	1	35.1±0.6	16.5+0/-0.25	26.0±0.5	14.35±0.25	32.0±0.5	11.5±0.2	23.5min
PQ35/40	1	35.1±0.7	19.85±0.15	26.0±0.5	14.35±0.25	32.0±0.5	15±0.2	23.5MIN
PQ35.1/30/26A	1	35+0.7/-0.5	15±0.2	26±0.4	14.6+0/-0.5	32±0.5	9.8±0.15	23.5min
PQ36/22.2/26A	8	36±0.6	11.1±0.15	26±0.5	18±0.4	29.5min	6.9±0.15	18.57min
PQ36/35/26	1	36±0.55	17.4±0.1	26±0.5	14.5+0/-0.4	33±0.5	12.5±0.1	24.3min

PQ 型 / PQ Core

型号 TYPE	图例 FIG.	参数 Parameters C1	Ae	Le	Ve	AL(Ref)* TP4A	TPW33	重量(Ref) g /PRS
PQ32.5/30.7/22	1	0.47	162.94	77.13	12568.20	4500	5800	56.74
PQ33/21	6	0.32	170.78	53.95	9213.90	6100	7700	47.82
PQ33/30C	6	0.44	169.00	76.00	12732.00	4600	5900	66.07
PQ33.5/20.6/22	6	0.33	165.80	55.33	9173.70	5900	7500	47.61
PQ33.5/33.5/24	1	0.45	185.73	82.86	15389.00	4400	5700	79.86
PQ34/30/24	1	0.33	225.30	73.43	16543.10	6030	7750	74.40
PQ34/30/28.6	1	0.28	256.37	72.85	18676.00	6560	8420	83.52
PQ35/35D	1	0.48	182.96	88.17	16130.70	4600	6000	83.71
PQ35/35J	1	0.48	183.00	87.79	16065.60	4600	6000	83.37
PQ35.1/30.6/26	1	0.43	182.93	78.93	14439.40	5000	6500	74.93
PQ35.1/31/26C	1	0.44	180.48	80.26	14485.30	4900	6400	75.17
PQ35/16/26	1	0.29	166.34	48.95	8141.50	6200	7700	42.25
PQ35/25C	1	0.36	183.46	66.60	12219.20	5800	7500	63.41
PQ35/26	1	0.38	182.89	68.83	12587.60	5600	7200	65.32
PQ35/27D	1	0.38	184.21	70.72	13027.00	5500	7100	67.60
PQ35/30	1	0.42	182.93	77.18	14118.00	5100	6600	73.27
PQ35/33	1	0.46	182.70	83.73	15296.70	4800	6200	79.38
PQ35/40	1	0.54	182.8	99.0	18086.7	4300	6380	46.5
PQ35.1/30/26A	1	0.41	186.01	76.79	14283.50	5200	6700	74.12
PQ36/22.2/26A	8	0.22	259.83	56.71	14734.17	10000	12000	76.46
PQ36/35/26	1	0.49	181.12	89.23	16160.80	4500	5900	83.87

*-Al为磁心对应参考值，具体规格以双方签订承认书为准；AL测试条件：1kHz 0.3V 10Ts；AL单位：nH/N2

*-图例仅展示产品形状，具体细节以实物或以双方签订承认书为准。

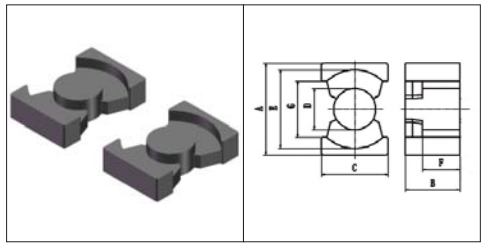

FIG.1

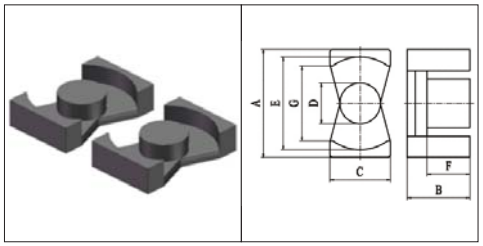

FIG.2

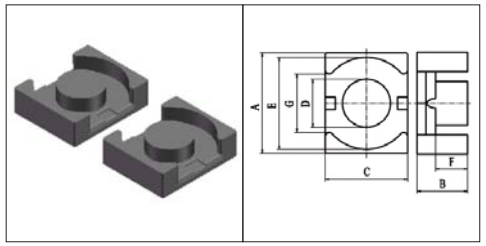

FIG.5

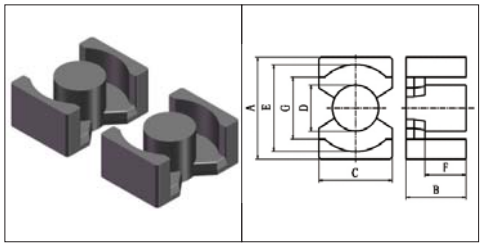

FIG.7

PQ 型 / PQ Core

型号 TYPE	图例 FIG.	尺寸 Dimensions (mm) A	B	C	D	E	F	G
PQ38/11B	2	38±0.65	5.7±0.15	21.32±0.4	14.3±0.25	32.8±0.65	2.7±0.15	25.84min
PQ38/13I	2	38±0.65	6.5±0.15	21.32±0.4	14.3±0.25	32.8±0.65	3.5±0.2	25.84min
PQ38/14.2/21.3A	2	38±0.65	7.1±0.15	21.32±0.4	14.3±0.25	32.8±0.65	4.1±0.15	25.84min
PQ38/16/21.3B	2	38±0.65	8±0.15	21.32±0.4	14.3±0.25	32.8±0.65	4.6+0.2/-0.1	26.5±0.65
PQ39/20/20A	7	38.7±0.6	9.75±0.2	19.6±0.4	14.8±0.3	31.7+0.7/-0.5	5.35±0.2	26+0.8/-0.4
PQ39.5/20.3/32.5B	5	39.5±0.6	10.15±0.15	32.5±0.6	19±0.35	36±0.65	6.65±0.25	22.3min
PQ40.5/30.9/27.9	1	40+1.4/-0.4	15.43±0.12	28+0.45/-0.6	15+0/-0.6	36.4min	10.28±0.15	27.2min
PQ40/13.5/21	2	40±0.5	6.75±0.2	21±0.25	14.2±0.2	32.6min	3.7±0.2	26.4min
PQ40/25	1	40.0+1.4/-0.4	12.5±0.15	28+0.45/-0.6	15.0+0/-0.6	36.4min	7.25±0.2	27.2min
PQ40/30	1	40.0+1.4/-0.4	15.13±0.12	28.0+0.45/-0.6	15.0+0/-0.6	36.4min	9.98±0.15	27.2min
PQ40/40A	1	40.0+1.4/-0.4	20.0+0/-0.25	28.0+0.45/-0.6	15.0+0/-0.6	36.4min	14.6+0.3/-0	27.2min
PQ40/7	2	40±0.5	6.5±0.2	21±0.25	14.2±0.2	32.6min	3.45±0.2	26.4min
PQ40/48/28	1	40+1.4/-0.4	24±0.15	28.0+0.45/-0.6	15.0+0/-0.6	36.4min	18.75±0.25	27.2min
PQ40.5/23.6/28	1	40.5±0.8	11.8+0.1/-0.15	28±0.6	15+0/-0.6	37±0.8	6.65±0.15	27.2min
PQ40.5/30.3/28A	1	40.5±0.9	15.15±0.1	28±0.6	14.9±0.3	37±0.6	10±0.15	27.8min
PQ40.5/30/28A	1	40.5±0.7	15±0.2	27.8±0.4	14.9±0.3	37±0.6	9.85±0.2	28min
PQ40.5/35/28	1	40.5±0.7	17.5±0.2	28+0.45/-0.6	14.8±0.3	37±0.6	12.35±0.2	27.2min
PQ44.5/43/30A	1	44.5±0.9	21.5±0.15	30±0.6	18±0.3	38±0.7	14.75±0.2	29±0.9
PQ50/50B	1	50±0.7	25±0.15	32±0.6	20±0.35	44±0.7	18.1±0.25	32min
PQ50/50/34B	1	50±0.6	25±0.2	34±0.5	21±0.3	44±0.6	18±0.25	32±0.6
PQ54.2/52/35	1	54.2±0.75	26±0.2	35±0.5	20.5±0.4	48±0.75	19±0.3	37.7±0.75

PQ 型 / PQ Core

型号 TYPE	图例 FIG.	参数 Parameters C1	Ae	Le	Ve	AL(Ref)* TP4A	TPW33	重量(Ref) g /PRS
PQ38/11B	2	0.33	130.60	43.00	5601.00	4800	6000	29.07
PQ38/13I	2	0.34	133.40	46.02	6138.90	4600	5800	31.86
PQ38/14.2/21.3A	2	0.36	134.12	48.62	6520.20	4400	5600	33.84
PQ38/16/21.3B	2	0.36	144.82	52.34	7580.00	4700	5900	39.34
PQ39/20/20A	7	0.33	176.08	57.74	10167.10	5700	7300	52.76
PQ39.5/20.3/32.5B	5	0.19	278.79	52.63	14673.00	9800	12400	76.15
PQ40.5/30.9/27.9	1	0.42	198.53	83.99	16675.10	5000	6500	86.54
PQ40/13.5/21	2	0.35	137.73	47.59	6554.00	4600	5800	34.01
PQ40/25	1	0.35	200.15	70.87	14184.80	5800	7400	73.61
PQ40/30	1	0.42	198.53	82.68	16414.50	5100	6600	85.18
PQ40/40A	1	0.52	198.03	103.55	20505.60	4200	5500	106.41
PQ40/7	2	0.34	137.09	46.58	6385.50	4700	5800	33.14
PQ40/48/28	1	0.59	204.2	121.07	24726.3	4000	6000	63.5
PQ40.5/23.6/28	1	0.33	206.14	67.47	13908.10	6300	8000	72.18
PQ40.5/30.3/28A	1	0.41	203.38	82.65	16809.40	5200	6800	87.23
PQ40.5/30/28A	1	0.41	188.10	77.02	14487.08	5500	7100	75.18
PQ40.5/35/28	1	0.46	202.70	92.66	18783.00	4700	6100	97.47
PQ44.5/43/30A	1	0.34	308.17	106.02	32672.2	7400	9300	75.6
PQ50/50B	1	0.36	318.84	114.87	36624.2	6600	8600	101.8
PQ50/50/34B	1	0.32	350.13	113.69	39807.7	7200	9000	105.0
PQ54.2/52/35	1	0.35	344.6	122.3	42144.6	7100	9200	123.0

*-Al为磁心对应参考值，具体规格以双方签订承认书为准；AL测试条件：1kHz 0.3V 10Ts；AL单位：nH/N2

*-图例仅展示产品形状，具体细节以实物或以双方签订承认书为准。

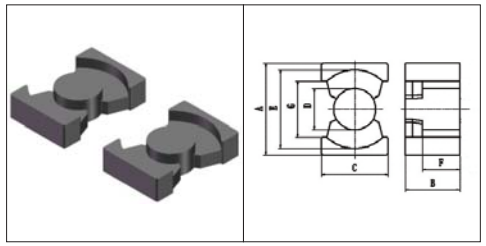

FIG.1

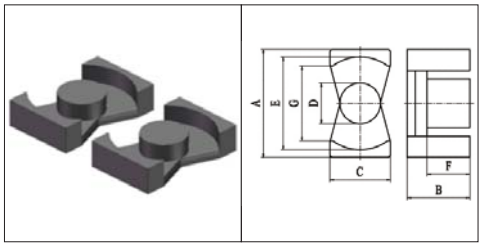

FIG.2

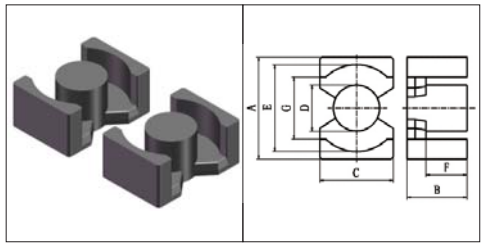

FIG.7

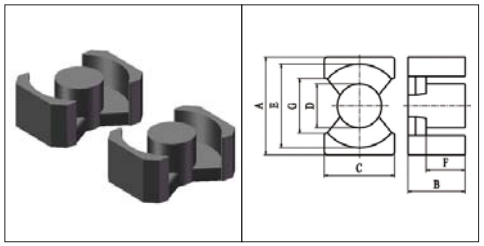

FIG.11

PQ 型 / PQ Core

型号 TYPE	图例 FIG.	尺寸 Dimensions (mm) A	B	C	D	E	F	G
PQ59.5/40/42	1	59.5±0.65	20±0.3	42±0.6	25.8±0.4	51.4±0.65	13.65±0.3	37±0.65
PQ60/50/38.4D	2	60±0.9	25±0.2	38.4±0.7	24±0.4	52.8±0.9	18.05±0.25	38.96±0.9
PQ61/52/35	11	61+1.2/-0.9	26±0.3	35±0.8	25±0.6	53+1.2/-0.9	18±0.3	42±1
PQ65/60/40D	1	65±1.2	30±0.45	40±0.8	26+0.45/-0.6	52min	21±0.5	39.2min
PQ67.6/43.4/43.8	11	67.6±1.2	21.7±0.25	44±0.8	22±0.4	59±1.2	12.92±0.3	42.43±1.2
PQ68.5/43.7/44	11	68.5±1.2	21.85±0.25	44±0.8	22±0.4	59±1.2	13.07±0.3	42.01±1.2
PQ70/70/40C	11	70±1.4	35±0.3	40±0.8	30±0.6	58.6min	27±0.3	46.8min
PQ72/56/53B	7	72±1.1	28±0.4	53±0.8	31±0.45	65+1.1/-0.7	21±0.4	21±0.4
PQ107/88.8/70	1	107±2	44.4±0.6	70±1.5	41±1.5	93.7min	28.9±0.5	72.5min

PQ 型 / PQ Core

型号 TYPE	图例 FIG.	参数 Parameters C1	Ae	Le	Ve	AL(Ref)* TP4A	TPW33	重量(Ref) g /PRS
PQ59.5/40/42	1	0.20	486.76	97.96	47683.0	11000	15000	137.0
PQ60/50/38.4D	2	0.27	438.91	120.12	52720.1	8200	10600	148.5
PQ61/52/35	11	0.28	446.32	122.97	54884.0	8000	10500	150.0
PQ65/60/40D	1	0.21	577.64	123.67	71436.7	9200	12000	219.0
PQ67.6/43.4/43.8	11	0.23	468.8	106.36	49862.0	8000	11800	161.5
PQ68.5/43.7/44	11	0.22	474.9	106.1	50386.9	9700	12800	170.0
PQ70/70/40C	11	0.26	620.59	162.24	100682.0	8800	12000	260.0
PQ72/56/53B	7	0.21	660.38	136.61	90212.5	11000	15300	272.0
PQ107/88.8/70	1	0.14	1430.0	207.0	296010.0	1200	17000	718.0

*-Al为磁心对应参考值，具体规格以双方签订承认书为准；AL测试条件：1kHz 0.3V 10Ts；AL单位：nH/N2

*-图例仅展示产品形状，具体细节以实物或以双方签订承认书为准。

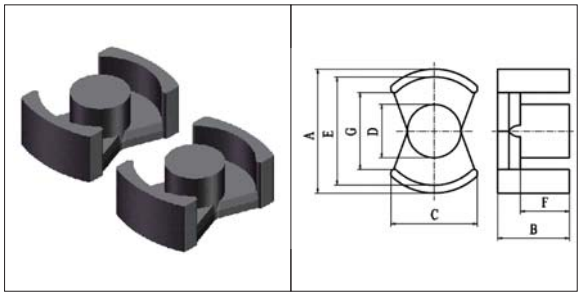

FIG.1

PM 型 / PM Core

型号 TYPE	图例 FIG.	尺寸 Dimensions (mm) A	B	C	D	E	F	G
PM22.5/12.5/13A	1	22.5±0.4	6.25±0.15	13±0.3	8.4±0.2	18.3±0.4	3.55±0.15	15min
PM22.5/17.4/15	1	22.5±0.45	8.7±0.1	15±0.3	9.4+0.1/-0.2	18.55min	5.6+0.2/-0.1	13min
PM25/18B	1	25±0.4	9±0.2	14.35±0.25	9.7±0.2	19.9min	6±0.2	15.8min
PM26/12/16C	1	26±0.4	6.25±0.15	16.3±0.2	9.95±0.15	19.9min	3.2±0.15	16min
PM26/15/16B	1	26±0.4	7.6+0.18/-0	16.3±0.2	9.9±0.15	19.9min	4.65min	16min
PM26/18.6/16.3	1	26±0.4	9.3±0.15	16.3±0.2	9.9±0.15	19.9min	6±0.15	16min
PM26/18/16E	1	26±0.4	9.2±0.15	16.3±0.2	9.9±0.15	19.9min	5.9±0.15	16min
PM33.2/12.7/21.7A	1	33.2±0.4	6.35±0.15	21.7±0.3	13.4±0.2	26.9min	3.55±0.15	19.2min
PM33/18.4/21A	1	33±0.5	9.2±0.1	20.6±0.4	12.9+0.35/-0.25	25.4min	5±0.15	19min
PM39.8/12.7/28.3A	1	39.8±0.4	6.35±0.15	28.3±0.4	16±0.25	33.2±0.4	3.55±0.15	21.25+0.5/-0.4
PM49.2/38.8/36.5	1	50+0/-1.7	19.4±0.2	23max	20+0/-0.7	39+1.3/-0	13.1+0.5/-0	23.4min
PM49.2/40/36.5	1	50+0/-1.7	20±0.2	23max	20+0/-0.7	39+1.3/-0	13.7+0.5/-0	23.4min
PM61/48.8A	1	61±1	24.4±0.25		25+0.3/-0.5	48.9min	16.9±0.25	29.6min
PM62/46	1	62+0/-2	23±0.15	28.5max	25.5+0/-0.8	48.8+1.5/-0	15.4±0.2	29min
PM62/47	1	62+0/-2	23.5±0.2	28.5±0.5	25.5+0/-0.8	48.8+1.5/-0	16.2±0.25	30min
PM62/49C	1	62+0/-2	24.5+0/-0.2	29max	25.5+0/-0.8	48.8+1.5/-0	16.7+0.4/-0	

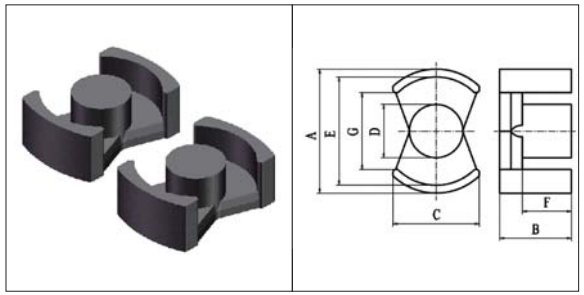

FIG.1

PM 型 / PM Core

型号 TYPE	图例 FIG.	参数 Parameters C1	Ae	Le	Ve	AL(Ref)* TP4A	TPW33	重量(Ref) g /PRS
PM22.5/12.5/13A	1	0.57	58.90	33.72	1986.10	3520	4300	9.95
PM22.5/17.4/15	1	0.57	69.70	40.00	3385.00	3400	4200	17.57
PM25/18B	1	0.60	69.74	42.07	2933.90	3000	3700	15.23
PM26/12/16C	1	0.43	85.28	36.62	3123.06	4300	5400	16.21
PM26/15/16B	1	0.49	77.00	37.87	2916.00	4200	5200	15.13
PM26/18.6/16.3	1	0.50	92.92	46.70	4339.40	3600	4500	22.52
PM26/18/16E	1	0.46	94.96	43.46	4126.60	3800	4700	21.41
PM33.2/12.7/21.7A	1	0.27	126.05	33.92	4275.60	7500	9170	25.18
PM33/18.4/21A	1	0.29	152.52	43.67	6661.00	6500	8100	34.57
PM39.8/12.7/28.3A	1	0.28	186.20	52.20	9719.60	8140	10250	36.74
PM49.2/38.8/36.5	1	0.24	353.6	86.1	30445			160
PM49.2/40/36.5	1	0.25	357.1	87.9	31389.1			166
PM61/48.8A	1	0.22	537	115.6	62077.2			280
PM62/46	1	0.17	616.78	104.27	64309.8			334
PM62/47	1	0.21	550.75	116.9	64384.3			350
PM62/49C	1	0.19	570	109	62000			280

*-Al为磁心对应参考值，具体规格以双方签订承认书为准；AL测试条件：1kHz 0.3V 10Ts；AL单位：nH/N2

*-图例仅展示产品形状，具体细节以实物或以双方签订承认书为准。

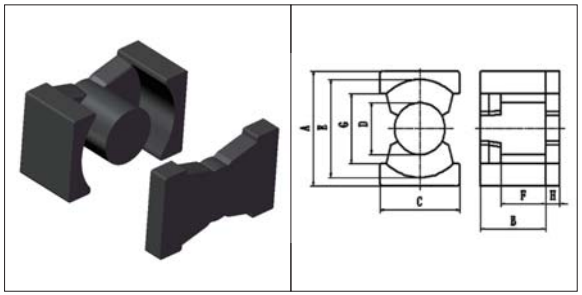

FIG.1

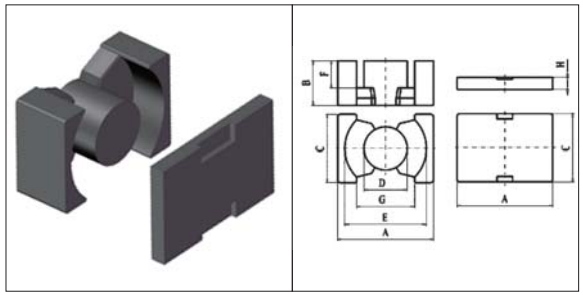

FIG.2

PQI 型 / PQI Core

型号 TYPE	图例 FIG.	尺寸 Dimensions (mm)							
		A	B	C	D	E	F	G	H
PQI16.4/7.8/11.2A	1	16.4±0.35	5.45±0.15	11.2±0.3	7±0.25	14min	3.1±0.15	9.6min	2.35±0.15
PQI20.5/13.1/14	1	20.5±0.4	10.1±0.1	14±0.4	8.8±0.2	18±0.4	7.15±0.15	12min	2.95±0.15
PQI20/12/14A	2	20.5±0.4	9.9±0.1	14±0.4	8.8±0.2	18±0.4	7.2±0.15	12min	2.1±0.2
PQI26.5/16.6/19A	1	26.5±0.45	12.5±0.25	19±0.45	12±0.2	22min	8.05±0.15	15.5min	4.1±0.2
PQI26.5/16.7/19	1	26.5±0.45	12.5+0/-0.25	19±0.45	12±0.2	22.5±0.45	8.05±0.15	15.5min	4.4±0.2
PQI26/15	2	26.5±0.45	12.5+0/-0.25	19±0.45	12±0.2	22.5±0.45	8.05±0.15	15.5min	2.8±0.2
PQI26.5/24.4/19	1	26.5±0.5	20.2±0.25	19±0.4	12±0.2	22.5±0.45	16±0.25	3.5±0.1	4.2±0.2
PQI32/18.5/22	1	32±0.5	14±0.15	22±0.5	13.4±0.3	27.5±0.5	9.5±0.15	19min	4.5±0.2
PQI32/20.4/22	1	32±0.5	15.3±0.2	22±0.5	13.45±0.3	27.5±0.5	10.7±0.2	19min	5.1±0.2
PQI35.1/20/26	1	35.1±0.6	15±0.15	26±0.5	14.35±0.25	32±0.5	10.125±0.15	23.5min	5.0±0.2
PQI35.1/27/26	1	35.1±0.6	22±0.2	26.0±0.5	14.35±0.25	32±0.5	17±0.2	23.5min	5.0±0.2
PQI38/26/20	1	38.5+0/-1	21.1±0.15	20±0.5	14.35±0.25	32±0.5	16.2±0.15	27±0.5	4.9±0.2
PQI40.5/21/27.9	1	40+1.4/-0.4	16±0.2	28+0.45/-0.6	15+0/-0.6	36.4min	11±0.2	27.2min	5.0±0.2
PQI40/20	1	40.0+1.4/-0.4	15.13±0.12	28.0+0.45/-0.6	15.0+0/-0.6	36.4min	9.98±0.15	27.2min	5.0±0.2
PQI50/28B	1	50.0±0.7	20.8±0.2	32.0±0.6	20.0±0.35	44.0±0.7	13.65±0.2	32.0min	6.8±0.2

PQI 型 / PQI Core

型号 TYPE	图例 FIG.	参数 Parameters				AL(Ref)*		重量(Ref) g /PRS
		C1	Ae	Le	Ve	TP4A	TPW33	
PQI16.4/7.8/11.2A	1	0.51	38.6	19.75	762.4	3000	3800	4.3
PQI20.5/13.1/14	1	0.51	60.94	31.24	1903.50	3700	4500	11.50
PQI20/12/14A	2	0.53	56.59	30.25	1712.00	3050	3700	10.20
PQI26.5/16.6/19A	1	0.32	119.19	37.92	4519.10	6200	7600	26.34
PQI26.5/16.7/19	1	0.32	119.81	38.02	4555.20	6200	7600	25.50
PQI26/15	2	0.45	120.14	38.08	4574.90	5800	7200	24.60
PQI26.5/24.4/19	1	0.44	121.00	52.65	6370.50	4910	6190	35.13
PQI32/18.5/22	1	0.30	162.77	49.54	8062.80	6300	7900	39.40
PQI32/20.4/22	1	0.31	167.95	52.79	8866.10	6100	7700	44.80
PQI35.1/20/26	1	0.30	183.51	55.50	10185.20	6700	8500	47.00
PQI35.1/27/26	1	0.38	184.21	70.72	13027.00	5500	7100	61.92
PQI38/26/20	1	0.41	175.68	71.41	12544.40	5340	6850	54.78
PQI40.5/21/27.9	1	0.32	196.45	62.78	12333.50	6400	8100	60.80
PQI40/20	1	0.42	198.53	82.68	16414.50	5100	6600	88.60
PQI50/28B	1	0.22	318.00	70.00	22248.00	10900	13500	134.50

*-Al为磁心对应参考值，具体规格以双方签订承认书为准；AL测试条件：1kHz 0.3V 10Ts；AL单位：nH/N2

*-图例仅展示产品形状，具体细节以实物或以双方签订承认书为准。

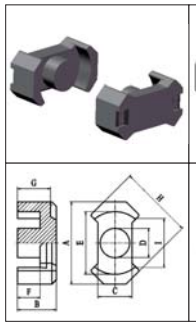
FIG.1

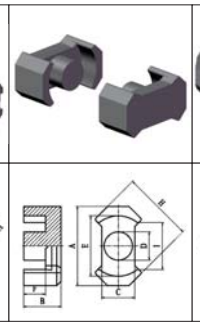
FIG.2

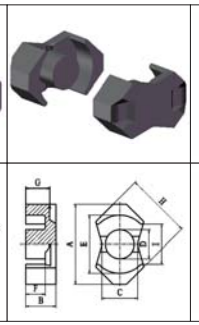
FIG.3

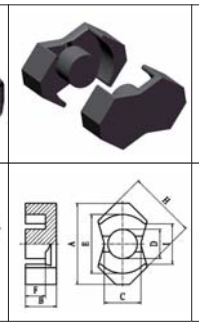
FIG.4

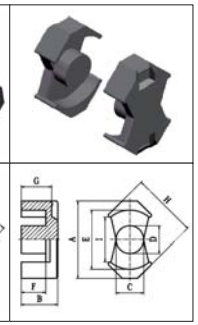
FIG.5

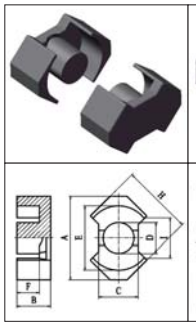
FIG.6

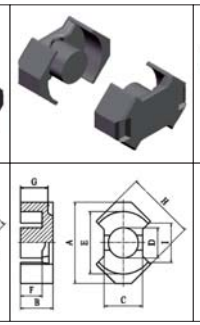
FIG.7

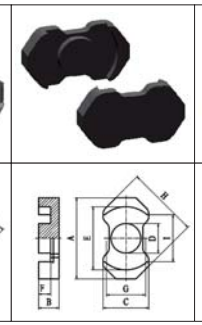
FIG.8

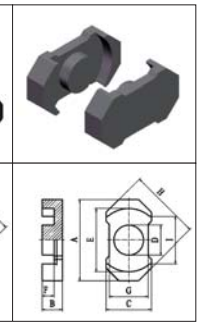
FIG.9

RM 型 / RM Core

型号 TYPE	图例 FIG.	尺寸 Dimensions (mm) A	B	C	D	E	F	G	H	I
RM4/10.5F	2	10.75±0.25	5.25±0.15	4.5±0.1	3.8±0.1	8.15±0.2	3.65±0.15	4.65±0.125	9.6±0.2	5.8min
RM4/10.5	1	10.75±0.25	5.25±0.15	4.5±0.1	3.8±0.1	8.15±0.2	3.65±0.15	5.32±0.15	9.6±0.2	5.8min
RM5AN	7	14.6+0/-0.6	5.2±0.1	6.8+0/-0.4	4.9+0/-0.2	10.2+0.4/-0	3.25±0.15		12.3+0/-0.5	6min
RM6.3/12.4A	3	17.6±0.3	6.2±0.1	7.9±0.3	6.25±0.15	12.65±0.25	4.2+0.2/-0.1		14.4±0.3	8.4min
RM6	4	17.6±0.3	6.2±0.1	7.9±0.3	6.25±0.15	12.65±0.25	4.2+0.2/-0.1		14.4±0.3	8.4min
RM6.3/12.6	4	17.6±0.3	6.3±0.1	7.9±0.3	6.25±0.15	12.65min	4.2+0.2/-0.1		14.4±0.3	8.8min
RM6/8B	4	17.9+0/-0.6	4+0/-0.1	8.2+0/-0.4	6.4+0/-0.2	12.4+0.5/-0	1.75+0.2/-0	7.35±0.15	14.7+0/-0.6	8.4min
RM7/13.5	5	20.3+0/-0.8	6.75+0/-0.2	7.1±0.15	7.25+0/-0.3	14.75min	4.2+0.35/-0		17.2+0/-0.7	9.3min
RM8BN	7	22.75±0.45	8.2±0.1	10.8±0.2	8.4±0.15	17.3±0.4	5.5±0.15		19.5+0/-0.8	9.8min
RM8/20.5	6	23.2+0/-0.9	10.25±0.1	11+0/-0.4	8.55+0/-0.3	17.3±0.4	7.4±0.15	8.35±0.125	19.7+0/-0.8	9.8min
RM9/10.7A	9	25±0.5	5.35±0.15	14±0.25	9.1±0.15	19.4±0.4	2.5±0.15		22±0.4	12±0.2
RM10BU	7	27.8±0.65	9.3±0.15	13.25±0.25	10.65±0.2	21.65±0.45	6.4±0.2		24.15±0.55	
RM10.7/17.9	7	27.85±0.45	8.95±0.05	13.25+0.25/-0	21.65+0.25/-0.35	10.7±0.2	6+0.05/-0.15		24.7+0.55/-0.25	
RM10.7/15.2B	6	27.85±0.65	7.6±0.15	13.25±0.25	10.7±0.2	21.65±0.45	4.7±0.15	13.7+0/-0.6	24.15±0.55	13min
RM10/18.6X	6	28.2±0.4	9.3+0.05/-0.1	13.25±0.25	10.65±0.15	22±0.4	6.5±0.15		24.2±0.3	14.2min
RM11/10.1	8	29+0/-0.8	4.95+0.2/-0	16.3+0/-0.6	10.9+0/-0.4	21.8+0.8/-0	1.95+0.3/-0	10.8±0.125	26.15+0/-0.8	16.8min
RM12R	7	37.6+0/-1.5	12.25±0.15	16.1+0/-0.5	12.8+0/-0.4	24.9+1.1/-0	8.55±0.2		29.8+0/-1.2	13.4min
RM12	7	37.6+0/-1.5	11.75±0.1	16.1+0/-0.5	12.8+0/-0.4	24.9+1.1/-0	8.55±0.2	13.75±0.125	29.8+0/-1.2	13.4min
RM14.8/30.6A	7	41.6±0.6	15.3±0.1	18.7±0.3	14.75±0.25	29.5±0.5	10.8±0.15		34.2±0.6	17min
RM14C	7	42.2+0/-1.2	15.05±0.1	19.0+0/-0.6	15.0+0/-0.5	29.0+1.0/-0	10.55±0.2		34.8+0/-1.3	17.0min

RM 型 / RM Core

型号 TYPE	图例 FIG.	参数 Parameters C1	Ae	Le	Ve	AL(Ref)* TP4A	TPW33	重量(Ref) g /PRS
RM4/10.5F	2	1.77	13.46	23.80	320.30	850	1200	1.75
RM4/10.5	1	1.77	13.46	23.80	320.30	850	1200	1.75
RM5AN	7	1.03	23.22	23.92	555.30	1770	2050	2.90
RM6.3/12.4A	3	0.91	34.07	30.92	1053.40	2470	2800	5.50
RM6	4	0.91	34.07	30.92	1053.40	2470	2800	5.50
RM6.3/12.6	4	0.94	33.08	31.20	1032.10	1930	2340	5.66
RM6/8B	4	0.60	36.03	21.59	777.80	2600	3700	5.60
RM7/13.5	5	0.88	38.91	34.31	1334.80	2600	3000	7.70
RM8BN	7	0.67	59.82	40.35	2413.40	3100	3700	13.00
RM8/20.5	6	0.87	54.25	47.03	2551.40	2700	3400	13.00
RM9/10.7A	9	0.42	72.39	30.76	2226.70	4120	5010	10.90
RM10BU	7	0.53	90.91	47.78	4344.00	4300	5100	23.00
RM10.7/17.9	7	0.48	89.80	43.10	3870.40	4520	5630	21.06
RM10.7/15.2B	6	0.46	90.01	41.17	3705.40	4520	5610	18.40
RM10/18.6X	6	0.49	87.30	42.60	3719.00	4300	5200	21.00
RM11/10.1	8	0.35	91.56	31.98	2928.44	5000	6300	15.30
RM12R	7	0.44	140.90	61.52	8668.20	5500	6680	45.00
RM12	7	0.44	140.90	61.52	8668.20	5500	6680	45.00
RM14.8/30.6A	7	0.39	194.28	74.89	14549.60	5600	7200	75.50
RM14C	7	0.38	194.09	73.94	14350.20	6300	7600	74.50

*-Al为磁心对应参考值，具体规格以双方签订承认书为准；AL测试条件：1kHz 0.3V 10Ts；AL单位：nH/N2

*-图例仅展示产品形状，具体细节以实物或以双方签订承认书为准。

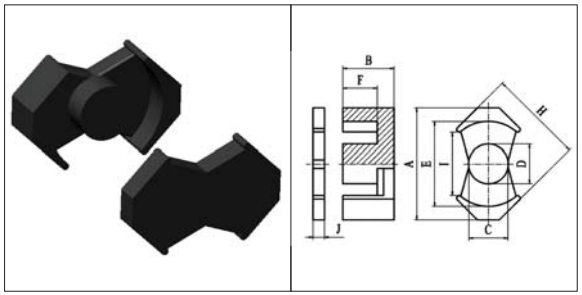

RMI FIG.1

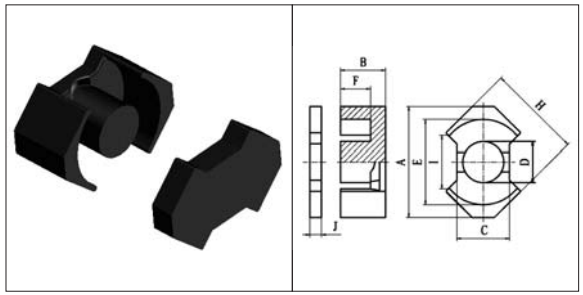

RMI FIG.2

RMI 型 / RMI Core

型号 TYPE	图例 FIG.	尺寸 Dimensions (mm)								
		A	B	C	D	E	F	H	I	J
RMI7/9.6C	1	19.9±0.45	7.3±0.1	7.1±0.15	7.1±0.2	14.75min	5±0.15	16.85±0.4	9.3min	2.3±0.1
RMI8.4/12.2	2	23.2+0/-0.9	9.35±0.1	11+0/-0.4	8.55+0/-0.3	17+0.8/-0	6.5±0.15	19.7+0/-0.8	9.8min	2.85±0.1

RMI 型 / RMI Core

型号 TYPE	图例 FIG.	参数 Parameters				AL(Ref)*		重量(Ref) g /PRS
		C1	Ae	Le	Ve	TP4A	TPW33	
RMI7/9.6C	1	0.69	39.59	26.86	1044.90	2680	3220	5.50
RMI8.4/12.2	2	0.50	63.37	31.51	1997.00	3450	4200	10.70

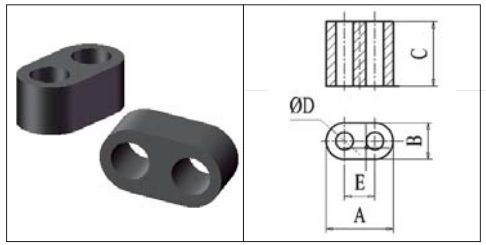

RID FIG.1

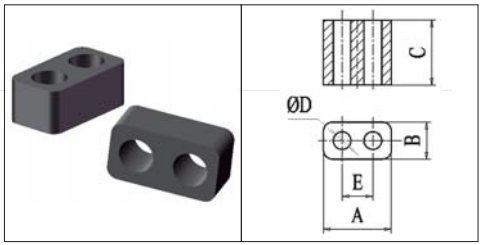

RID FIG.2

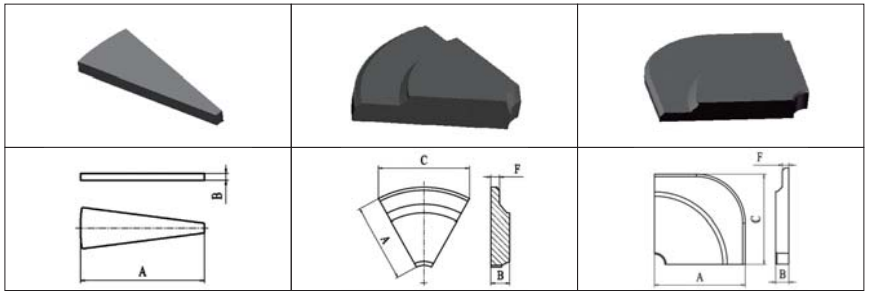

STR FIG.1 STR FIG.2 STR FIG.3

RID 型 / RID Core

型号 TYPE	图例 FIG.	尺寸 Dimensions (mm)					重量(Ref) g /PRS
		A	B	C	D	E	
RID13.3/14.4	1	13.3±0.6	7.5±0.35	14.35±0.5	3.8±0.25	5.7±0.25	4.57
RID13.3/6.6	1	13.3±0.6	7.5±0.35	6.6±0.35	3.8±0.25	5.7±0.25	2.08
RID30/15/13	2	30±0.8	15±0.6	13±0.6	6.5±0.4		24.38
RID9.4/5.4/8	2	9.4±0.35	5.35±0.15	8±0.25	2.59±0.05	5.24±0.1	1.49

STR 型 / STR Core

型号 TYPE	图例 FIG.	尺寸 Dimensions (mm)				重量(Ref) g /PCS
		A	B	C	F	
STR33.3	2	33.3±0.8	7±0.2	38.6±0.8	4.1±0.2	21.00
STR37/37/5	3	36.7±0.8	5±0.2	36.7±0.8		22.25
STR76/4	1	76±1	4±0.3			22.88

*-Al为磁心对应参考值，具体规格以双方签订承认书为准；AL测试条件：1kHz 0.3V 10Ts；AL单位：nH/N2

*-图例仅展示产品形状，具体细节以实物或以双方签订承认书为准。

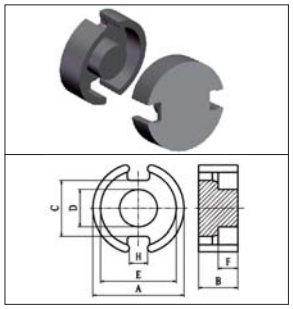

FIG.1

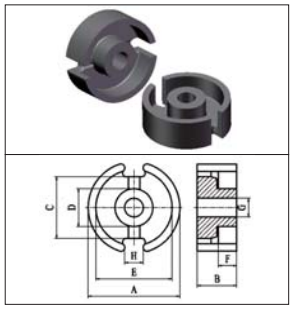

FIG.2

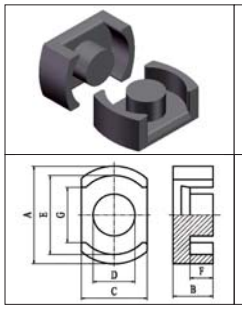

FIG.3

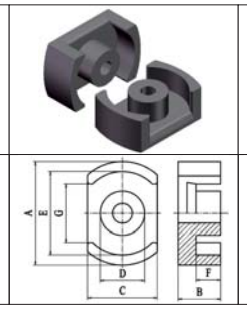

FIG.4

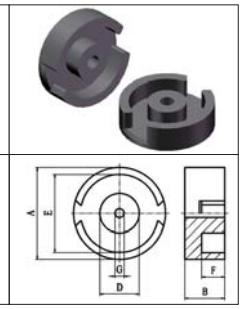

FIG.6

P 型 / P Core

型号 TYPE	图例 FIG.	尺寸 Dimensions (mm) A	B	C	D	E	F	G	H
P7.3/4.1C	6	7.35+0.15/-0.2	2.1+0.04/-0.1		3+0.05/-0.1	5.65min	1.35min	1min	1.45min
P7/7.7	2	7.35+0.15/-0.2	3.85±0.1		3±0.1	5.65min	3±0.1		1.45min
P9/5B	1	9.15±0.15	2.65±0.1	5.65±0.15	3.8±0.1	7.5min	1.8min		2.1±0.3
P11/7C	1	11.1±0.2	3.3±0.1	6.8±0.25	4.6±0.1	9.2±0.2	2.3±0.15		2.2±0.3
P14/8	2	14.0±0.3	4.2±0.2		5.9±0.2	11.8±0.4	3.1±0.2	2.9±0.3	3.3±0.6
P18/11	1	18.4+0/-0.8	5.35±0.15		7.6+0/-0.3	14.9min	3.6+0.4/-0		
P21.6/13.4	2	21.59±0.41	6.71±0.13	14.99±0.41	13.51±0.2	18.29±0.38	4.83±0.15	9.53±0.2	5.02±0.41
P21.6/13.4B	2	21.6±0.4	6.7±0.1	14.9±1.6	9.25±0.15	18.2±0.4	4.7±0.15	4.55±0.15	3.7±0.7
P21.6/8.2/15.2	3	21.6±0.4	4.1±0.25	15.2±0.25	9.4±0.2	17.5±0.3	2.35±0.15		
P21.7/9.7	3	22+0/-0.7	4.8±0.1	16.83±0.4	9.1±0.3	18.3±0.3	2.9+0.2/-0.1		
P23/11A	3	22.7±0.45	5.53±0.15	15.24±0.2	9.7±0.2	18.3±0.4	3.85±0.2		
P23/18F	3	23.3+0/-0.9	9.15±0.1	15.25±0.35	9.9+0/-0.4	18min	7+0.3/-0		
P25.3/10/15.2	3	25.3±0.71	5±0.05	15.2±0.3	8.89+0.15/-0.31	22.4+0.38/-0.36	3.22±0.05	16.99±0.3	1.78±0.13
P26/16D	2	25.5±0.5	8.05±0.1	17.2±0.5	11.1±0.3	21.6±0.4	5.65±0.15	5.4±0.25	4.15±0.5
P30/12.8A	3	30±0.5	6.4±0.1	20.3±0.25	12.4±0.2	24.6±0.5	3.7±0.15	16.8min	
P30/16.1/20.3A	3	30±0.5	8.05±0.15	20.3±0.3	13.3±0.2	24.6min	5.25±0.15		
P30/18.8/20.3B	4	30±0.5	9.4±0.2	20.25±0.35	13.3±0.2	24.6min	6.6±0.2	17.5min	
P30/19AE	3	30±0.4	9.5±0.1	20.3±0.25	12.4±0.2	24.6±0.4	6.6+0.15/-0.1	16.8min	2.9±0.15
P30/19AK	2	30±0.5	9.4±0.2		13.3±0.2	24.5min	6.65±0.25		
P30/19AT	3	30±0.5	9.4±0.2	20.25±0.35	13.2±0.2	25min	6.6±0.2	17.6min	
P30/19Y	3	30.0±0.5	9.4±0.2	20.25±0.35	13.2±0.2	24.6min	6.6±0.2		

P 型 / P Core

型号 TYPE	图例 FIG.	参数 Parameters C1	Ae	Le	Ve	AL(Ref)* TP4A	TPW33	重量(Ref) g /PRS
P7.3/4.1C	6	1.40	7.05	9.84	69.40	650	730	0.52
P7/7.7	2	1.97	7.78	15.36	6.28	700	900	0.45
P9/5B	1	1.20	11.23	13.50	151.60	890	1000	0.90
P11/7C	1	0.95	17.25	16.45	283.80	1300	1500	1.47
P14/8	2	0.79	25.10	19.80	495.00	1600	1900	2.60
P18/11	1	0.60	43.30	25.80	1120.00	2500	3000	5.81
P21.6/13.4	2	0.40	71.27	28.73	2047.80	4700	5700	11.00
P21.6/13.4B	2	0.48	64.80	31.20	2000.00	3200	3800	12.60
P21.6/8.2/15.2	3	0.38	64.28	24.60	1581.20	4400	5200	5.60
P21.7/9.7	3	0.40	64.5	26.03	55.75	4500	5700	10.1
P23/11A	3	0.45	68.80	31.20	2144.00	3900	4700	11.13
P23/18F	3	0.59	74.29	43.50	3231.60	3300	4100	16.77
P25.3/10/15.2	3	0.64	49.91	32.06	1600.20	2940	3580	16.80
P26/16D	2	0.44	86.67	38.16	3307.10	4000	5000	21.50
P30/12.8A	3	0.31	120.76	37.17	4488.40	6300	7700	23.29
P30/16.1/20.3A	3	0.34	126.64	43.20	5470.50	5500	6800	28.39
P30/18.8/20.3B	4	0.38	127.80	48.10	6147.30	5100	6500	31.90
P30/19AE	3	0.39	125.46	48.34	6065.10	5300	6700	31.47
P30/19AK	2	0.35	128.32	44.89	5758.70	5600	6900	29.88
P30/19AT	3	0.39	122.80	48.37	5940.30	4700	5900	30.83
P30/19Y	3	0.38	127.01	48.17	6118.20	5100	6400	31.75

*-Al为磁心对应参考值，具体规格以双方签订承认书为准；AL测试条件：1kHz 0.3V 10Ts；AL单位：nH/N2

*-图例仅展示产品形状，具体细节以实物或以双方签订承认书为准。

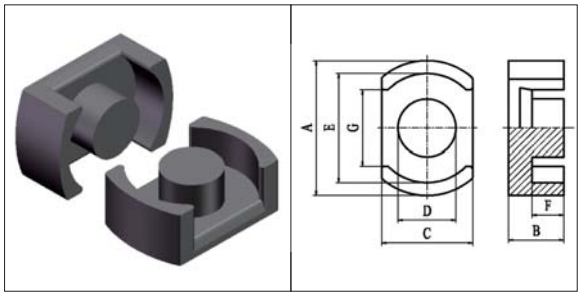

FIG.3

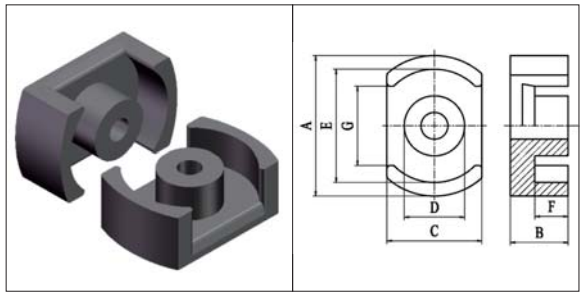

FIG.4

P 型 / P Core

型号 TYPE	图例 FIG.	尺寸 Dimensions (mm) A	B	C	D	E	F	G	H
P30/9.8A	3	30±0.5	4.9±0.1	20.25±0.35	13.3±0.2	24.6min	2.1±0.2		
P30/14.7/20.3C	3	30±0.5	7.35±0.125	20.3±0.3	13.3±0.25	25.4±0.4	4.55±0.15	19±0.4	
P30/12.3/20.3B	3	30±0.5	6.15±0.15	20.3±0.3	13.3±0.25	25.4±0.4	3.35±0.15	18.2min	
P30.4/19.4/20.3	3	30.4±0.6	9.7±0.25	20.3±0.3	13.3±0.3	24.8min	6.6±0.25		
P31.5/12.6/20.4	3	31.5±0.5	6.3±0.15	20.4±0.3	13.2±0.2	26min	3.8±0.2	19min	2.5±0.15
P33.2/18.9/23.7C	3	33.2±0.5	9.45±0.1	23.7±0.3	13.5±0.2	26.6±0.4	6.45+0.2/-0.1	19.5±0.5	
P33.2/19E	3	33.2±0.5	9.4±0.15	23.7±0.3	13.5±0.2	26.6±0.4	6.7±0.15	18.35±0.4	
P33.3/18A	3	33.3±0.4	9.2±0.1	24±0.3	13.8±0.2	26.8±0.4	6.2±0.1	17.2min	3±0.15
P33.5/12.6/24A	3	33.5±0.4	6.3±0.2	24±0.3	13.8±0.25	26.8min	3.55±0.2	17.2min	
P33.5/12S	3	33.5±0.4	6.1±0.2	24±0.3	13.85±0.25	27.2min	3.35±0.2		
P33.5/13.1/24	3	33.5±0.4	9.5±0.15	24±0.3	13.85±0.25	26.7min	6.5±0.15		
P33.5/13.3/24A	3	33.5±0.4	9.7±0.2	24±0.3	13.85±0.25	26.5min	6.75±0.25	17.2min	
P33.5/13.6A	3	33.5±0.4	6.8±0.2	24±0.3	13.8±0.2	26.8min	3.9±0.2		
P33.5/13.9/24B	3	33.5±0.4	6.95±0.2	24±0.3	13.8+0.1/-0.2	27.5±0.4	3.95±0.2	18.2min	
P33.5/13/24A	3	33.5+0.3/-0.5	6.5±0.1	24±0.3	13.85±0.25	26.8min		17min	
P33.5/14C	3	33.5±0.4	7.15±0.2	24±0.3	13.8±0.2	26.8min	4.15±0.2	17.2min	
P33.5/16.2/24A	3	33.5±0.3	8.1±0.2	24±0.3	13.85±0.25	26.8min	5.1±0.2	18.5min	
P33.5/19/24B	4	33.5±0.4	9.5±0.15	24±0.3	13.8±0.25	26.7min	6.5±0.15		
P33.5/19L	3	33.5±0.4	9.7±0.2	24.0±0.3	13.8±0.2	26.8min	6.7±0.25	17.2min	
P33.5/19S	3	33.5±0.4	9.7±0.1	24.0±0.3	13.8±0.2	26.8min	6.7+0.2/-0.1	17.3min	3.1±0.1
P33.5/25D	3	33.5+0.3/-0.5	12.5±0.1	24.0±0.3	13.85±0.25	27+0.3/-0.5	9.5±0.1	17min	

P 型 / P Core

型号 TYPE	图例 FIG.	参数 Parameters C1	Ae	Le	Ve	AL(Ref)* TP4A	TPW33	重量(Ref) g /PRS
P30/9.8A	3	0.25	126.07	31.77	4005.50	6900	8400	20.00
P30/14.7/20.3C	3	0.33	117.00	37.30	4364.10	5850	7210	25.28
P30/12.3/20.3B	3	0.31	117.00	35.70	4176.90	6720	8250	41.74
P30.4/19.4/20.3	3	0.37	133.74	49.10	6567.00	5200	6500	34.08
P31.5/12.6/20.4	3	0.33	116.61	38.16	4449.50	6200	7600	23.09
P33.2/18.9/23.7C	3	0.32	154.72	48.85	7557.50	6100	7700	39.22
P33.2/19E	3	0.33	148.56	48.82	7252.70	5900	7400	37.64
P33.3/18A	3	0.30	160.12	48.07	7697.00	6500	8100	39.94
P33.5/12.6/24A	3	0.26	149.45	38.23	5714.10	7300	9000	29.65
P33.5/12S	3	0.26	146.89	38.00	5582.00	7300	9100	28.97
P33.5/13.1/24	3	0.23	167.24	38.28	6401.40	8000	9900	33.22
P33.5/13.3/24A	3	0.25	158.84	38.93	6184.00	7500	9300	30.00
P33.5/13.6A	3	0.26	153.86	40.04	6161.00	7300	9000	31.97
P33.5/13.9/24B	3	0.26	154.97	40.74	6312.90	7200	9000	32.76
P33.5/13/24A	3	0.25	157.34	38.76	6097.90	7600	9400	31.65
P33.5/14C	3	0.26	157.49	41.08	6469.80	7200	9000	33.58
P33.5/16.2/24A	3	0.28	158.56	44.51	7057.70	6900	8600	36.63
P33.5/19/24B	4	0.32	158.67	50.37	139.82	7100	8900	20.5
P33.5/19L	3	0.39	150.25	57.80	8684.93	6000	7700	45.07
P33.5/19S	3	0.32	158.67	50.37	7992.70	6200	7800	41.48
P33.5/25D	3	0.37	167.29	61.08	10218.60	5600	7200	53.03

*-Al为磁心对应参考值，具体规格以双方签订承认书为准；AL测试条件：1kHz 0.3V 10Ts；AL单位：nH/N2

*-图例仅展示产品形状，具体细节以实物或以双方签订承认书为准。

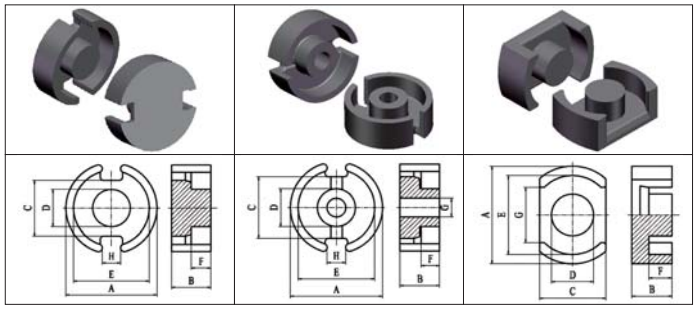

FIG.1 FIG.2 FIG.3

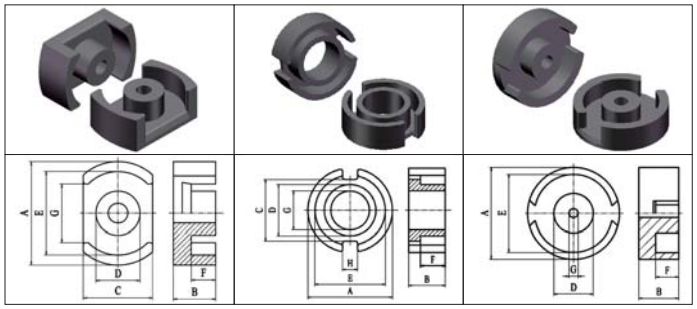

FIG.4 FIG.5 FIG.6

P 型 / P Core

型号 TYPE	图例 FIG.	尺寸 Dimensions (mm) A	B	C	D	E	F	G	H
P33.5/28/24A	3	33.5±0.5	14±0.1	24±0.45	13.7±0.25	26.8min	11±0.15	17min	
P35/22C	2	35.6±0.6	10.9±0.2	26.2±0.6	15.9±0.3	29.5min	7.6±0.3	5.45±0.25	5.15±0.4
P36/22G	2	36+0/-1	10.7+0.4/-0	26.2±1	16+0/-1	29.5+1.8/-0	7.8+0.3/-0	5.4±0.4	5+0.6/-0.4
P36/22A	2	36.2+0/-1.2	10.9±0.2	26.2±0.6	16.2+0/-0.6	29.8min	7.55±0.25		
P39.6/43/28.3	4	39.55±0.6	21.5±0.1	28.3±0.35	16±0.25	33±0.6	17.9±0.15		
P39.8/13/28.3	3	39.8±0.7	6.5±0.2	28.3±0.35	16±0.25	33.2±0.7	3.5±0.2		
P39.8/15/28.3	3	39.8±0.5	7.5±0.15	28.3±0.35	16±0.25	33.2±0.5	4.55±0.2	21.8min	3.3±0.15
P39.8/25.2/28.3	3	39.8±0.7	12.6±0.15	28.3±0.4	16±0.3	33.3±0.7	9.05±0.2		
P40/13D	3	39.8±0.5	6.75±0.1	28.3±0.35	16±0.35	33.2±0.5	4.35±0.15	20min	
P40/17.8	3	39.8±0.5	8.9±0.1	28.3±0.35	16±0.25	33.2±0.5	5.9±0.15	20min	3.3±0.2
P40/20N	5	40±0.9	10±0.15		20±0.4	36±0.6		5±0.15	
P40/21B	3	39.8±0.7	10.3±0.2	28.3±0.5	16±0.25	32.7min	6.6±0.2	20.0min	
P40/22.2/28.4	3	39.8+0.7/-0.4	13.45±0.1	28.3+0.5/-0.4	16±0.3	33min	9.85±0.15		
P40/13G	3	40±0.5	6.6±0.2	28.3±0.35	16±0.25	33±0.5	3.6±0.2		
P40/25A	3	40.0±0.5	12.7±0.15	28.3±0.4	16.0±0.3	33.3±0.5	9.15±0.2		
P40/26A	3	40.0±0.5	13.2±0.2	28.3±0.4	16.0±0.3	33.3±0.5	9.7±0.2		
P40/27	3	40.0±0.5	13.5±0.2	28.3±0.4	16.0±0.3	33.3±0.5	9.9±0.2		
P40/25F	3	40.3±0.6	12.7±0.15	28.4±0.4	16.1±0.3	33.3min	9.15±0.2	20.5min	
P51/35A	5	50.8±1	17.8+0/-0.5	39±1	33±1	43.2+1/-0.5	14.5±0.5	25.5+0.2/-0.3	
P52/18.5B	6	52±0.8	9.25±0.2		18.2±0.35	45.8±0.7	5.25±0.25		
P55.9/10.2	1	55.88±0.2	5.12±0.1		40.64±0.2	51.91±0.35			

P 型 / P Core

型号 TYPE	图例 FIG.	参数 Parameters C1	Ae	Le	Ve	AL(Ref)* TP4A	TPW33	重量(Ref) g /PRS
P33.5/28/24A	3	0.42	160.15	66.58	10662.80	5000	6500	55.33
P35/22C	2	0.28	186.66	53.00	9892.40	7100	8900	51.34
P36/22G	2	0.31	173.81	54.00	9385.20	6100	7700	48.70
P36/22A	2	0.27	190.67	52.06	9925.50	7300	9200	51.51
P39.6/43/28.3	4	0.46	212.9	98.7	191.0	5500	6900	105.4
P39.8/13/28.3	3	0.23	187.46	43.22	8101.30	8800	11000	42.04
P39.8/15/28.3	3	0.25	187.00	47.00	8749.00	8200	10300	45.40
P39.8/25.2/28.3	3	0.31	209.32	65.24	13655.00	6900	8900	70.86
P40/13D	3	0.27	161.45	43.55	7030.80	8000	10000	36.49
P40/17.8	3	0.27	191.02	51.78	9891.80	7700	9700	51.33
P40/20N	5	0.20	216.8	43.2	205.1	10800	13500	28.3
P40/21B	3	0.27	211.71	56.62	11987.70	7900	10000	62.21
P40/22.2/28.4	3	0.28	209.67	59.70	12517.50	7500	9500	64.96
P40/13G	3	0.23	189.55	43.27	8201.30	8800	10900	42.56
P40/25A	3	0.31	210.69	65.52	13803.60	6900	8800	71.63
P40/26A	3	0.32	209.70	67.40	14137.70	6700	8600	73.37
P40/27	3	0.39	198.38	77.69	15411.75	6300	8100	79.98
P40/25F	3	0.31	209.25	66.15	13841.70	6900	8900	71.83
P51/35A	5	0.22	353.68	76.28	26976.90	10200	13100	140.00
P52/18.5B	6	0.39	256.9	99.74	25623.2	6600	8300	125.5
P55.9/10.2	1	0.09	258.59	23.12	165.81	19000	23800	21.55

*-Al为磁心对应参考值，具体规格以双方签订承认书为准；AL测试条件：1kHz 0.3V 10Ts；AL单位：nH/N2

*-图例仅展示产品形状，具体细节以实物或以双方签订承认书为准。

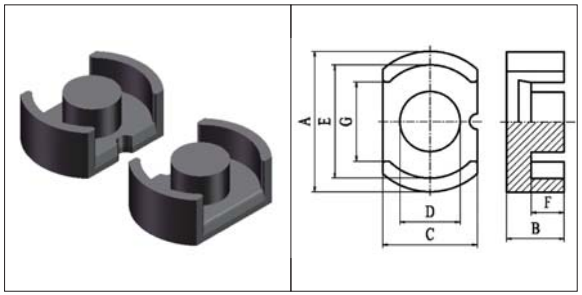

PDQ FIG.1

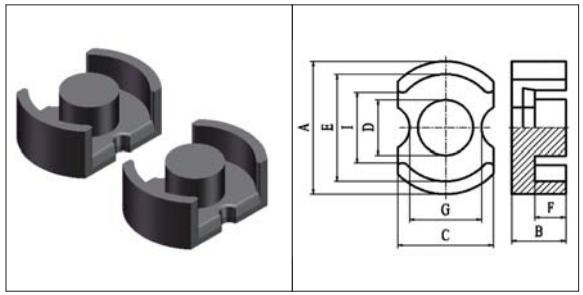

PSQ FIG.1

PDQ 型 / PDQ Core

型号 TYPE	图例 FIG.	尺寸 Dimensions (mm)						
		A	B	C	D	E	F	G
PDQ33.2/11/23.7	1	33.2±0.4	5.5±0.1	23.7±0.3	13.5±0.25	26.6±0.4	3.1±0.15	18min
PDQ33.2/12/23.7	1	33.2±0.5	5.8+0.05/-0.15	23.7±0.3	13.5±0.25	26.6±0.4	3.4+0.1/-0.2	18min

PDQ 型 / PDQ Core

型号 TYPE	图例 FIG.	参数 Parameters				AL(Ref)*		重量(Ref) g /PRS
		C1	Ae	Le	Ve	TP4A	TPW33	
PDQ33.2/11/23.7	1	0.26	134.30	34.94	4692.70	7100	8700	24.35
PDQ33.2/12/23.7	1	0.26	134.75	35.81	4825.00	7020	8620	26.08

PSQ 型 / PSQ Core

型号 TYPE	图例 FIG.	尺寸 Dimensions (mm)								
		A	B	C	D	E	F	G	H	I
PSQ30/17.8/20.3	1	30±0.4	8.9±0.2	20.3±0.25	12.4±0.2	24.6±0.4	6.0±0.3	2.7±0.15		17.1±0.3
PSQ33.3/9.4/24	1	33.3±0.4	4.7±0.15	24±0.3	13.8±0.2	26.8±0.4	1.7±0.15	3.25±0.15		17.2min
PSQ33.3/11.7/24A	1	33.3±0.4	5.85±0.1	24±0.3	13.8±0.2	26.8±0.4	2.85±0.15	3.25±0.15	3±0.15	17.2min
PSQ33.3/12.8/24	1	33.3±0.4	6.4±0.15	24±0.3	13.8±0.2	26.8±0.4	3.4±0.15	18±0.4		17.2min
PSQ33.3/18.4/24A	1	33.3±0.4	9.2±0.1	24±0.3	13.8±0.2	26.8±0.4	6.2+0.15/-0.1	3.25±0.15	3±0.15	17.2min
PSQ33.3/21/24A	1	33.3±0.4	10.5±0.2	24±0.3	13.8±0.2	23.55±0.2	7.5+0.3/-0.2	3.25±0.15		17.6±0.32
PSQ37/15.4/27.5	1	37±0.6	7.7±0.1	27.5±0.45	15.4±0.25	30.7±0.6	4.9±0.15			20.5±0.6
PSQ39.6/21.3/28.3	1	39.6±0.45	10.64±0.2	28.3±0.35	16±0.25	33.1±0.4	7.04±0.3			20.4±0.35
PSQ39.6/30.2/28.3C	1	39.6±0.5	15.1±0.3	28.3±0.35	16±0.25	33.1±0.4	11.5±0.3			20.4+0.5/-0.4

PSQ 型 / PSQ Core

型号 TYPE	图例 FIG.	参数 Parameters				AL(Ref)*		重量(Ref) g /PRS
		C1	Ae	Le	Ve	TP4A	TPW33	
PSQ30/17.8/20.3	1	0.37	125.81	46.09	5798.6	6000		28.15
PSQ33.3/9.4/24	1	0.2	156.72	31.27	4900.6		10000	24.6
PSQ33.3/11.7/24A	1	0.23	158.42	35.98	5700.60	7990	9810	27.60
PSQ33.3/12.8/24	1	0.23	158.6	37.2	5899.9	7500		29.0
PSQ33.3/18.4/24A	1	0.30	159.71	48.11	7683.80	6400	8100	39.35
PSQ33.3/21/24A	1	0.35	152.0	52.8	8025.6			46.0
PSQ37/15.4/27.5	1	0.26	175.20	44.90	7866.50	8560	10680	38.00
PSQ39.6/21.3/28.3	1	0.3	205.0	61.9	12690		8800	64.0
PSQ39.6/30.2/28.3C	1	0.35	214.07	74.31	15907.3		7400	81.5

*-Al为磁心对应参考值，具体规格以双方签订承认书为准；AL测试条件：1kHz 0.3V 10Ts；AL单位：nH/N2

*-图例仅展示产品形状，具体细节以实物或以双方签订承认书为准。

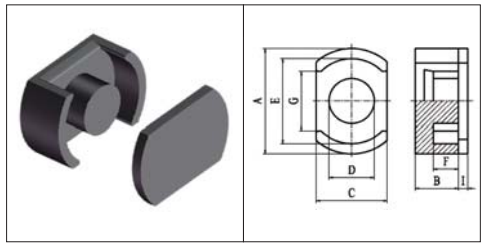

PI FIG.1

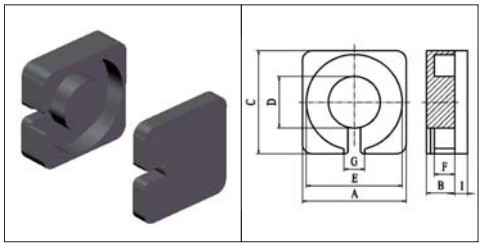

PI FIG.2

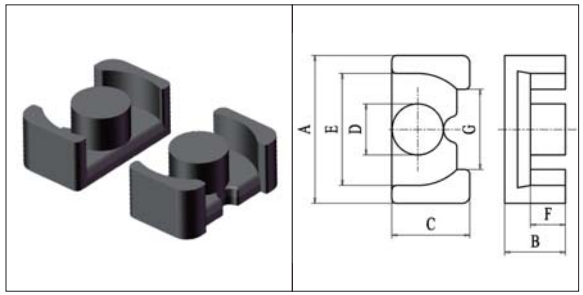

LP FIG.1

PI 型 / PI Core

型号 TYPE	图例 FIG.	尺寸 Dimensions (mm)							
		A	B	C	D	E	F	G	I
PI26/10.6/26B	2	26±0.4	7.8±0.15	26±0.4	13±0.2	24±0.4	5±0.15	2.8±0.1	4.85min
PI39.8/16.6/28.3B	1	39.8+0.5/-0.7	12.95±0.15	28.3±0.4	16±0.3	33.3±0.7	9.35±0.2	21.8min	3.6±0.15
PI39.8/14.2/28.3B	1	39.8+0.2/-0.7	10.6±0.15	28.3±0.35	16±0.25	33.2+0.2/-0.6	7±0.2	20min	3.6±0.1

PI 型 / PI Core

型号 TYPE	图例 FIG.	参数 Parameters				AL(Ref)*		重量(Ref) g /PRS
		C1	Ae	Le	Ve	TP4A	TPW33	
PI26/10.6/26B	2	0.30	132.73	40.25	5342.40	7020	8690	25.61
PI39.8/14.2/28.3B	1	0.21	211.51	44.69	9451.70	9370	11680	97.60
PI39.8/16.6/28.3B	1	0.23	209.66	49.24	10323.90	8700	11000	53.47

LP 型 / LP Core

型号 TYPE	图例 FIG.	尺寸 Dimensions (mm)						
		A	B	C	D	E	F	G
LP16.6/8/8.9	1	16.55±0.3	4±0.15	8.9±0.25	5.7±0.15	12.5±0.25	1.75±0.15	9±0.25
LP19.8/16.4/11	1	19.8±0.35	8.2±0.2	11±0.3	7.4±0.15	16.8±0.35	5.7±0.2	15.35±0.35
LP21.9/17.6/12C	1	21.85±0.4	8.8±0.2	12±0.3	8.8±0.15	18.3±0.3	5.8±0.2	16.98±0.4
LP22/13B	1	25.0±0.7	11.2±0.2	12.9±0.3	8.6±0.3	18.55min	8.2±0.2	13.5±0.6
LP23/8C	1	16.5±0.3	11.7±0.15	8.7±0.2	5.7±0.2	12.5±0.3	8.7±0.2	9.0±0.5
LP23.6/18.8/13	1	23.6±0.4	9.4±0.2	13±0.3	9.8±0.2	19.1±0.4	6±0.2	13±0.4
LP23.6/19.4/13	1	23.6±0.4	9.675±0.15	13±0.3	9.8±0.2	19.1±0.4	6.275±0.15	17.39±0.4
LP25/9.3/12.9	1	25.0±0.7	4.65±0.15	12.9±0.3	8.6±0.3	18-55min	1.65±0.1	
LP25/32.4/12.9	1	25±0.5	16.2±0.15	12.9±0.3	8.6±0.2	19±0.5	12.35±0.25	13.5±0.5
LP32/13B	1	25.0±0.7	15.9±0.2	12.9±0.3	8.6±0.3	18.55min	12.05±0.25	13.5±0.6

LP 型 / LP Core

型号 TYPE	图例 FIG.	参数 Parameters				AL(Ref)*		重量(Ref) g /PRS
		C1	Ae	Le	Ve	TP4A	TPW33	
LP16.6/8/8.9	1		34.65	21.09	730.7			4.0
LP19.8/16.4/11	1		47.23	38.94	1838.9		3350	10.0
LP21.9/17.6/12C	1		61.10	40.60	2480.70			13.6
LP22/13B	1	0.74	68.71	50.89	3496.70	2590	3260	21.00
LP23/8C	1	1.45	32.17	46.57	1498.30	1600	2000	9.80
LP23.6/18.8/13	1	0.57	80.45	46.04	3704.10	3620	4520	20.26
LP23.6/19.4/13	1		80.45	46.04	3703.9		3600	19.0
LP25/9.3/12.9	1	0.34	73.28	24.66	1806.9		6500	10.9
LP25/32.4/12.9	1		73.9	61.23	4525.9		2400	
LP32/13B	1	0.93	71.52	66.36	4746.30	2400	2690	31.01

*-Al为磁心对应参考值，具体规格以双方签订承认书为准；AL测试条件：1kHz 0.3V 10Ts；AL单位：nH/N2

*-图例仅展示产品形状，具体细节以实物或以双方签订承认书为准。

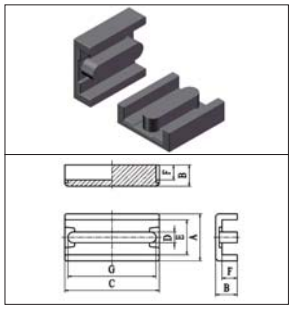

FIG.1

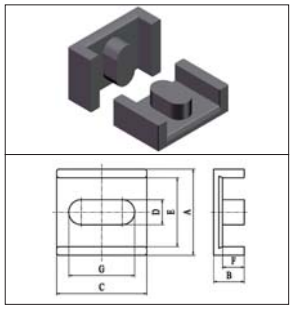

FIG.3

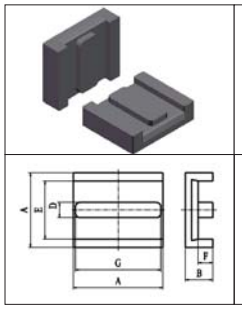

FIG.6

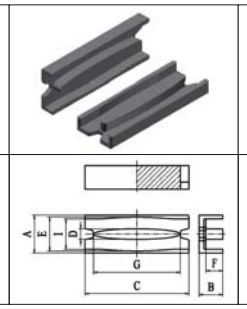

FIG.10

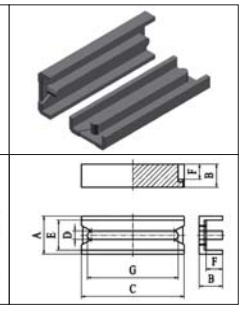

FIG.11

ED 型 / ED Core

型号 TYPE	图例 FIG.	尺寸 Dimensions (mm) A	B	C	D	E	F	G
ED4.9/4.6/6.2	1	4.9±0.1	2.3±0.1	6.2±0.1	1.8±0.1	3.2±0.1	1.2±0.1	5.15±0.1
ED5.7/5.6/8.4	1	5.7±0.1	2.8±0.05	8.4±0.12	2.25±0.1	3.5±0.1	1.75±0.1	7.5max
ED6.3/6.1/9.5A	1	6.25±0.1	3.05±0.07	9.5±0.14	2.4±0.1	4±0.1	1.9±0.1	8.1±0.14
ED6.9/6.4/10.6B	1	6.85±0.12	3.2±0.1	10.55±0.14	2.5±0.1	4.35±0.12	2±0.1	8.9±0.12
ED7.3/7.8/9.4	1	7.3±0.15	3.9±0.08	9.4±0.14	3±0.1	4.7±0.12	2.4±0.1	8.2max
ED7.8/6/7.5	1	7.75±0.12	3±0.07	7.5±0.12	3.1±0.1	4.85±0.1	1.6±0.1	6.2±0.1
ED8.8/4.8/9	1	8.8±0.12	2.4±0.07	9±0.15	3.54±0.1	5.24±0.12	0.9±0.1	7.7±0.12
ED9.3/6/9.4B	1	9.3+0.1/-0.18	3.08max	9.4±0.15	3.7±0.1	6.2±0.13	1.3min	7.3+0.1/-0.15
ED9.7/6.5/8.5A	1	9.7±0.15	3.25±0.05	8.5±0.15	4.1±0.1	6.1+0.15/-0.1	1.35±0.1	6.9+0.1/-0.15
ED9.9/6.7/9.7A	1	9.85±0.15	3.325±0.08	9.65±0.15	4±0.1	6±0.12	1.325±0.1	7.95+0.1/-0.15
ED10.4/7.1/11.7A	1	10.4±0.13	3.55±0.07	11.65±0.14	4.2±0.1	6.6±0.1	1.7±0.1	9.2±0.12
ED11.7/4.3/11.2	1	11.7±0.15	2.15±0.1	11.24±0.13	3.4±0.1	8.9±0.13	0.98±0.1	6.63±0.12
ED12.7/10.5/25.3	1	12.7+0.4/-0.2	5.25±0.15	25.3±0.4	3±0.15	9.6±0.25	3.55±0.15	22±0.3
ED12.8/7.6/31.8	3	12.8±0.4	3.8±0.15	31.8±0.5	4±0.15	9.2±0.4	2±0.2	26±0.4
ED12.8/10.2/25.3	1	12.8±0.3	5.1±0.15	25.3±0.4	3±0.15	9.6±0.25	3.4±0.15	22±0.3
ED13.5/8.3/37	10	13.5±0.25	4.15±0.1	37±0.6	3.7±0.1	11.5±0.25	2.8±0.15	31±0.5
ED13.5/9/38.9	11	13.5±0.3	4.5±0.15	38.9±0.6	2.75±0.15	10.6±0.3	2.85±0.15	34.8±0.4
ED13.3/9.4/28	1	13.3±0.3	4.7±0.15	28±0.4	3.3±0.15	10.1±0.25	3±0.15	25.9±0.4
ED13.6/9.5/40.2	6	13.6+0.15/-0.4	4.75±0.15	40.3+0.4/-0.6	3.15±0.15	10.6min	3.25±0.15	
ED13.6/10.5/25.3A	1	13.6±0.3	5.25±0.15	25.3±0.4	3±0.15	10.4+0.2/-0.3	3.55±0.15	22±0.3
ED14.4/6.7/12.5	3	14.4±0.3	3.35±0.1	12.5±0.25	3±0.1	11.2±0.25	1.55±0.15	10.9±0.2

ED 型 / ED Core

型号 TYPE	图例 FIG.	参数 Parameters C1	Ae	Le	Ve	AL(Ref)* TP4A	TPW33	重量(Ref) g /PRS
ED4.9/4.6/6.2	1	0.86	10.83	9.26	9.92	1200		0.48
ED5.7/5.6/8.4	1	0.67	17.52	11.82	17.47	1800		1.06
ED6.3/6.1/9.5A	1	0.63	20.73	13.05	20.24	2000		1.36
ED6.9/6.4/10.6B	1	0.41	28.65	11.66	23.63	3000		1.76
ED7.3/7.8/9.4	1	0.63	25.15	15.88	23.03	2300		2.12
ED7.8/6/7.5	1	0.63	20.67	13.03	20.25	2000		1.41
ED8.8/4.8/9	1	0.37	28.94	10.59	27.0	3100	3900	1.1
ED9.3/6/9.4B	1	0.45	29.27	13.16	27.92	2900	3700	2.2
ED9.7/6.5/8.5A	1	0.45	30.51	13.84	28.3	3000	3800	2.26
ED9.9/6.7/9.7A	1	0.38	35.96	13.62	34.16	3500	4400	2.68
ED10.4/7.1/11.7A	1	0.37	42.15	15.76	40.78	3900	4900	3.5
ED11.7/4.3/11.2	1	0.54	26.67	14.51	26.2	2500	3200	1.99
ED12.7/10.5/25.3	1	0.34	75.24	25.80	1941.30	4750	5500	10.20
ED12.8/7.6/31.8	3	0.18	109.08	19.43	100.49	9000	11200	10.87
ED12.8/10.2/25.3	1	0.33	75.37	25.21	1900.10	4950	6400	9.80
ED13.5/8.3/37	10	0.25	96.39	23.71	2285.40	6830	8130	11.20
ED13.5/9/38.9	11	0.22	110.74	23.90	2647.00	6920	8240	13.40
ED13.3/9.4/28	1	0.27	89.24	23.93	2135.43	6000	7330	10.50
ED13.6/9.5/40.2	6	0.22	115.4	25.04	2890.10	7460	8920	14.60
ED13.6/10.5/25.3A	1	0.35	74.64	26.32	1964.78	5150	5380	10.34
ED14.4/6.7/12.5	3	0.50	39.32	19.59	770.30	2550	2990	4.10

*-Al为磁心对应参考值，具体规格以双方签订承认书为准；AL测试条件：1kHz 0.3V 10Ts；AL单位：nH/N2

*-图例仅展示产品形状，具体细节以实物或以双方签订承认书为准。

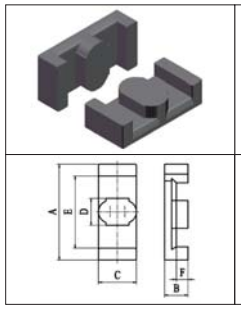

FIG.2

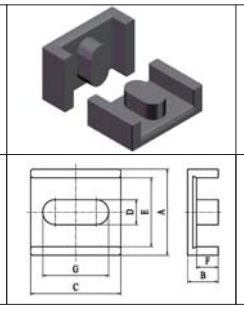

FIG.3

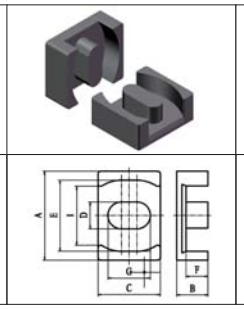

FIG.4

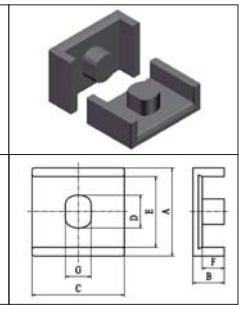

FIG.5

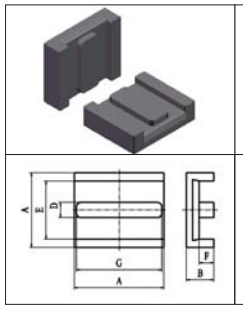

FIG.6

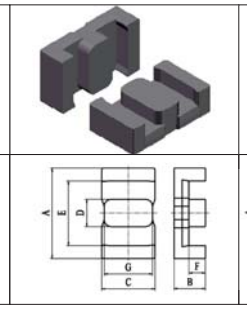

FIG.7

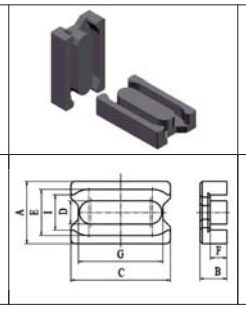

FIG.8

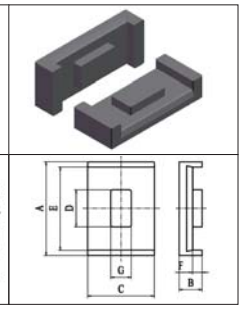

FIG.12

ED 型 / ED Core

型号 TYPE	图例 FIG.	尺寸 Dimensions (mm) A	B	C	D	E	F	G
ED14.4/6.7/12.5A	4	14.4+0.4/-0.3	3.35±0.1	12.5+0.35/-0.25	3+0.2/-0.1	11.2+0.35/-0.25	1.55±0.15	10.9+0.35/-0.2
FEE15/9/8	12	15+0.5/-0.1	4.5±0.1	8±0.15	5±0.15	11min	2.5±0.15	5.8±0.15
ED15.5/7/7.5	3	15.5+0/-0.6	3.5±0.1	7.5+0/-0.5	4.8+0/-0.3	11.9±0.3	1.65±0.15	6.6+0/-0.3
ED16.4/11.4/6	2	16.4±0.3	5.7±0.1	6±0.25	4.6±0.15	12.2±0.3	3.7±0.12	
ED16.7/12.6/10.2	3	16.7±0.3	6.3±0.1	10.2±0.25	5±0.15	12.6±0.3	4.3±0.15	9.4±0.2
ED17/12.9/12	4	17±0.3	6.45±0.1	12±0.3	5.2±0.2	13.4+0.5/-0	4.5+0.3/-0	1.68±0.25
ED17.5/8.9/13.5	4	17.5+0.2/-0.25	4.45±0.1	13.5±0.2	6.5+0.1/-0.15	13.1+0.25/-0.2	1.95±0.15	10.5±0.2
ED18/7/17.3	3	18±0.2	3.52±0.1	17.3±0.2	5.4±0.1	14.4±0.2	1.92±0.15	9.6±0.15
ED18.3/13.4/11.2	3	18.3±0.3	6.7±0.1	11.2±0.25	5.4±0.15	13.8±0.3	4.6±0.12	10.7±0.2
ED20/25/28	5	20±0.35	12.5±0.15	28±0.4	8.4±0.25	13±0.35	9±0.2	24.4±0.35
ED20.4/8.4/8.5A	2	20.4±0.3	4.2±0.1	8.5±0.2	7.8±0.15	16±0.3	1.6±0.15	4.4±0.1
ED22.2/14/10.8	5	22.2±0.6	7±0.1	10.8±0.2	6.45±0.15	18.9min	5.5±0.15	4.15±0.15
ED25/14/30	6	25.4+0/-0.6	6.9±0.12	29.75+0.7/-0	5.15+0.1/-0.2	20.4+0/-0.6	4.4±0.15	28.75+0.6/-0
ED26/10/25E	6	25.7±0.35	5.4±0.1	25.35±0.35	6.5±0.2	19.5±0.35	3.1+0.15/-0.1	24.35±0.35
ED25.8/15/15.1	7	25.8±0.3	7.5±0.1	15+0.3/-0.15	7.75+0.23/-0.15	18.3±0.3	3.95±0.15	14.1+0.2/-0.15
ED25.7/14/30.1	6	26+0/-0.6	6.9+0.2/-0	29.75+0.6/-0	5.15±0.2	21+0/-0.6	4.4+0.2/-0.1	28.75+0.6/-0
ED26/13/30C	6	26+0/-0.6	6.9±0.12	29.75+0.7/-0	5.15±0.2	21+0/-0.6	4.4±0.15	28.75+0.7/-0
ED26/17/25B	6	26+0/-0.7	8.7±0.2	25+0.7/-0	6.5±0.2	19.8+0/-0.6	5.6±0.2	24+0.7/-0
ED28/20/30B	3	28.4±0.5	9.7±0.1	30.0±0.35	9.1±0.15	22.0±0.5	6.7±0.1	22.3±0.3
ED29/30/12C	2	29.3±0.5	14.6±0.3	11.6±0.3	8.4±0.3	21.5min	11.0±0.3	
ED29.6/23/47C	8	29.6±0.5	11.5±0.15	47±0.7	11±0.3	22±0.5	7.2±0.2	39.0±1.0

ED 型 / ED Core

型号 TYPE	图例 FIG.	参数 Parameters C1	Ae	Le	Ve	AL(Ref)* TP4A	TPW33	重量(Ref) g /PRS
ED14.4/6.7/12.5A	4	0.50	39.32	19.59	30.75	3200	4000	4.2
FEE15/9/8	12	0.77	30.89	23.74	733.2	2350	2600	3.80
ED15.5/7/7.5	3	0.72	27.18	19.64	533.90	1980	2320	2.90
ED16.4/11.4/6	2	1.11	25.58	28.45	727.80	1550	1850	3.60
ED16.7/12.6/10.2	3	0.78	41.38	32.07	1327.10	2500	3070	6.70
ED17/12.9/12	4	0.79	41.39	32.83	1358.90	2700	2730	7.00
ED17.5/8.9/13.5	4	0.38	62.96	23.83	58.73	4600	5800	7.85
ED18/7/17.3	3	0.43	52.28	22.52	1177.30	4000	4750	6.80
ED18.3/13.4/11.	3	0.66	51.41	33.73	1734.10	2900	3650	8.61
ED20/25/28	5	0.27	197.82	52.89	10461.90	8480	10700	52.20
ED20.4/8.4/8.5A	2	0.63	40.29	25.55	34.34	2800	3500	4.94
ED22.2/14/10.8	5	1.43	28.02	39.99	1120.50	1400	1600	6.43
ED25/14/30	6	0.27	149.85	40.60	6083.90	7600	9650	30.20
ED26/10/25E	6	0.26	128.85	34.02	4383.90	6750	8650	27.60
ED25.8/15/15.1	7	0.34	110.60	37.78	4178.49	5890	7270	10.35
ED25.7/14/30.1	6	0.27	151.24	41.46	6270.00	7600	9560	30.95
ED26/13/30C	6	0.28	146.10	40.46	5910.40	7600	9500	30.95
ED26/17/25B	6	0.29	152.65	44.82	6841.00	7400	9150	35.50
ED28/20/30B	3	0.28	184.95	52.25	9663.30	7050	9500	48.13
ED29/30/12C	2	0.85	82.30	70.3	5789.20	2450		31.22
ED29.6/23/47C	8	0.17	371.84	64.84	24110.10	13100	17500	111.89

*-Al为磁心对应参考值，具体规格以双方签订承认书为准；AL测试条件：1kHz 0.3V 10Ts；AL单位：nH/N2

*-图例仅展示产品形状，具体细节以实物或以双方签订承认书为准。

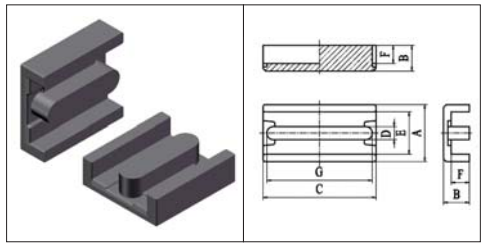

FIG.1

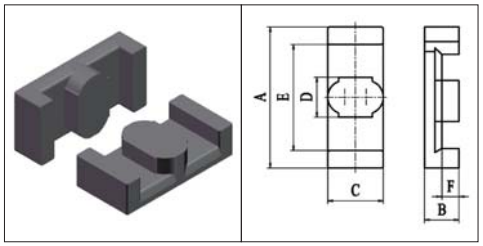

FIG.2

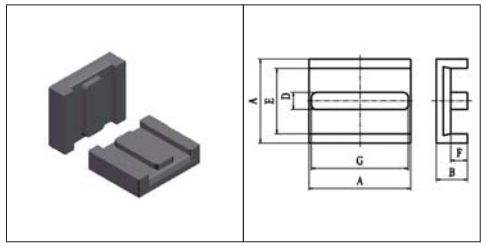

FIG.6

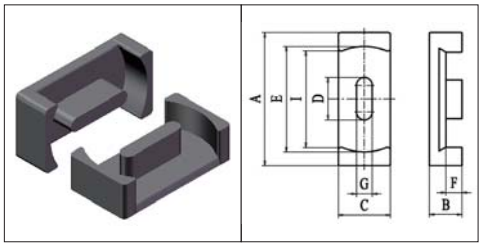

FIG.9

ED 型 / ED Core

型号 TYPE	图例 FIG.	尺寸 Dimensions (mm)						
		A	B	C	D	E	F	G
ED30.1/8/18.8	1	30.2+0.3/-0.45	4±0.1	18.8±0.3	11.3±0.2	21.8+0.45/-0.3	1.6±0.15	
ED32/11/20	2	31.75±0.64	5.4±0.1	20.32±0.41	6.35±0.2	24.9min	2.85±0.2	
ED32.5/10/11	9	32.5±0.5	5±0.2	11±0.2	14.1±0.2	26.8±0.5	2.9+0.2/-0.1	4.8±0.2
ED41/18/22B	2	40.8+0.6/-0.4	9.85±0.2	21.85±0.25	11±0.3	31±0.5	6.4±0.25	
ED47/16.2/17	6	47±0.45	8.1±0.15	17±0.25	6.4±0.15	40.7min	5.1±0.15	2.925±0.2
ED52.9/16/17	2	52.85±0.45	8±0.15	17±0.25	6.4±0.2	46.7min	5±0.15	2.85±0.2

ED 型 / ED Core

型号 TYPE	图例 FIG.	参数 Parameters				AL(Ref)*		重量(Ref)
		C1	Ae	Le	Ve	TP4A	TPW33	g /PRS
ED30.1/8/18.8	1	0.27	106.8	28.38	90.24	7100	8900	17.93
ED32/11/20	2	0.36	110.17	39.57	4359.40	5450	6870	25.00
ED32.5/10/11	9	0.72	51.93	37.48	1946.20	2500	3500	11.40
ED41/18/22B	2	0.3	191.99	58.16	11166.88	6800	8800	54.50
ED47/16.2/17	6	0.65	100.18	65.10	6521.70	3510	4480	33.40
ED52.9/16/17	2	0.65	106.94	69.70	7454.11	3350	4350	35.20

*-Al为磁心对应参考值，具体规格以双方签订承认书为准；AL测试条件：1kHz 0.3V 10Ts；AL单位：nH/N2

*-图例仅展示产品形状，具体细节以实物或以双方签订承认书为准。

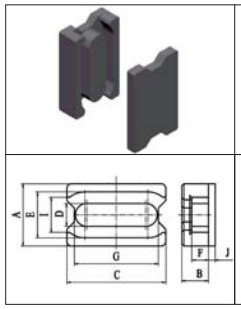

FIG.1

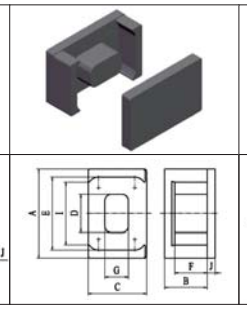

FIG.2

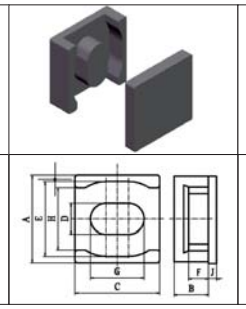

FIG.3

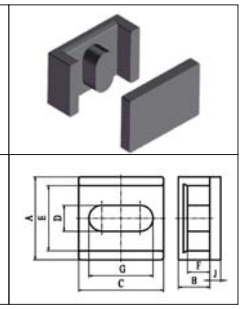

FIG.4

EDI 型 / EDI Core

型号 TYPE	图例 FIG.	尺寸 Dimensions (mm)						
		A	B	C	D	E	F	G
EDI6.2/5.1/6.2A	1	6.15+0.1/-0.14	3.85±0.1	6.15+0.1/-0.14	2.7+0.08/-0.1	3.9+0.15/-0.05	2.3±0.1	
EDI16.8/12/25	6	16.8±0.25	9.5±0.15	25±0.4	6±0.15	13.2±0.25	7±0.15	18±0.25
FEI17/12/7D	2	16.8±0.4	10±0.15	7±0.15	5±0.1	13.1+0.6/-0.1	8.2±0.2	7±0.15
EDI17.6/8.3/15.6	3	17.6±0.4	6.15±0.15	15.55±0.3	8.05±0.2	14.8±0.4	4±0.15	
FEI18.4/12/8L	2	18.4+0.5/-0.2	10±0.1	8±0.15	5±0.1	14.7min	8.2±0.15	6±0.1
FEI18.4/13/8	2	18.4±0.3	12.2±0.15	8±0.15	5±0.1	14.7min	10.2±0.2	8±0.15
EDI20.6/7/10	4	20.6±0.4	5±0.15	10±0.3	7.8±0.25	17±0.4	3±0.15	
FED21.6/12/13B	2	21.6+0.45/-0.3	10.4±0.15	12.5±0.2	8.5±0.15	17.4min	8.4±0.15	6±0.1
EDI22/7.4/17.6	5	22±0.35	5.25±0.1	17.6±0.25	5.5±0.15	18.5±0.35	3.15±0.15	12.65±0.2
EMI23/14.2/10A	2	23±0.4	12.2±0.15	10±0.2	7+0.1/-0.2	18.4min	10.2±0.15	5±0.1
EDI25.9/13.7/20.5	5	25.9±0.4	10.1±0.15	20.5±0.4	7.5±0.2	17.7+0.5/-0.2	6.5+0.2/-0.15	
EDI29.6/15.8/47	1	29.6±0.6	11.5±0.1	47±1	11±0.25	22±0.6	7.2±0.15	39±1
EDI30/9.6/26.8	5	30±0.4	6.2±0.15	26.8±0.4	10.8±0.2	25.8±0.35	2.8±0.2	16.8±0.25
EDI31/13.4/30	4	31±0.4	10.2±0.15	30±0.35	11±0.15	26.4±0.35	7±0.15	19±0.25
EDI32.8/21.8/28.7A	6	32.8±0.5	21.8±0.3	28.7±0.45	19.1±0.3	27.4±0.5	17.5±0.15	15±0.25
EDI35/20/22.5	7	35±0.6	15±0.15	22.5±0.4	14.1+0.3/-0.1	29.5min	10±0.2	12.5+0.3/-0.1
EDI40.2/20.1/26.7A	3	40.2±0.7	16.6±0.2	26.7±0.5	18±0.4	33.4min	13.1±0.2	11±0.3
EDI42/22.8/26.6	3	42±0.6	18.4±0.15	26.6±0.4	18±0.2	33.7min	14+0.2/-0.1	11±0.25
EDI20.6/7/10	8	20.6±0.4	5±0.15	10±0.3	7.8±0.25	17±0.4	3±0.15	
EDI30/9.6/26.8	4	30±0.4	6.2±0.15	26.8±0.4	10.8±0.2	25.8±0.35	2.8±0.2	16.8±0.25
EDI62/30/44	4	62±0.9	23±0.3	44+0.65/-0.8	26±0.5	52±0.9	16±0.3	30±0.5
EDI62/30/44	5	62±0.9	23±0.3	44+0.65/-0.8	26±0.5	52±0.9	16±0.3	30±0.5

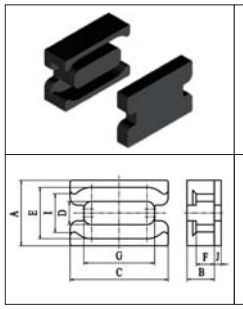

FIG.5

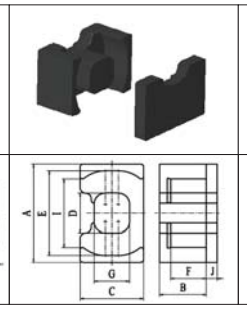

FIG.6

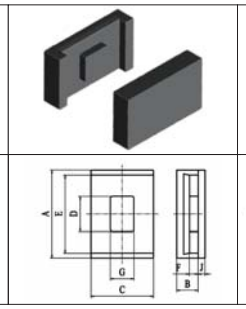

FIG.7

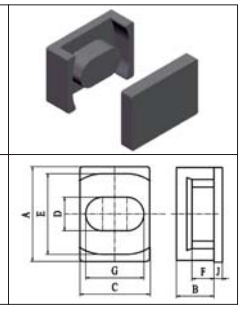

FIG.8

EDI 型 / EDI Core

型号 TYPE	图例 FIG.	参数 Parameters				AL(Ref)*		重量(Ref)
		C1	Ae	Le	Ve	TP4A	TPW33	g /PRS
EDI6.2/5.1/6.2A	1	0.62	16.9	10.46	13.85	1800	2300	0.79
EDI16.8/12/25	6	0.26	112.68	29.43	3315.70	6820	8260	11.80
FEI17/12/7D	2	1.20	25.86	31.10	804.20	1750	1850	4.20
EDI17.6/8.3/15.6	3	0.40	61.1	24.5	54.4	4400	5500	7.3
FEI18.4/12/8L	2	1.06	29.99	31.83	954.60	1750	2000	4.76
FEI18.4/13/8	2	1.28	29.11	37.33	1086.60	1600	1900	5.70
EDI20.6/7/10	4	0.60	40.7	24.6	39.0	2900	3700	5.3
FEI21.6/12/13B	2	0.73	49.90	36.29	1811 00	2900	3500	9.30
EDI22/7.4/17.6	5	0.39	69.24	27.16	1880.40	4230	5080	9.70
EMI23/14.2/10A	1	1.10	38.46	42.13	1620.20	1780	2210	8.20
EDI25.9/13.7/20.5	5	0.24	149.63	35.40	5297.10	8190	10040	27.80
EDI29.6/15.8/47	1	0.12	343.49	39.68	13628.30	16500	22700	77.00
EDI30/9.6/26.8	5	0.19	176.2	33.4	156.5	10500	13200	30.4
EDI31/13.4/30	4	0.22	189.48	42.46	8044.90	9310	11580	41.10
EDI32.8/21.8/28.7A	6	0.78	110.48	86.12	104.58	3200	4000	60.2
EDI35/20/22.5	7	0.25	192.25	48.23	9272.20	8200	10270	49.70
EDI40.2/20.1/26.7A	3	0.26	211.30	54.57	11529.80	7800	9900	60.00
EDI42/22.8/26.6	3	0.31	210.82	64.61	13621.10	7040	8990	74.30
EDI20.6/7/10	8	0.60	40.7	24.6	39.0	2900	3700	5.3
EDI30/9.6/26.8	4	0.19	176.2	33.4	156.5	10500	13200	30.4
EDI62/30/44	4	0.14	619.59	87.76	612.48	17000	22000	284.6
EDI62/30/44	5	0.14	619.59	87.76	612.48	17000	22000	284.6

*-Al为磁心对应参考值，具体规格以双方签订承认书为准；AL测试条件：1kHz 0.3V 10Ts；AL单位：nH/N2

*-图例仅展示产品形状，具体细节以实物或以双方签订承认书为准。

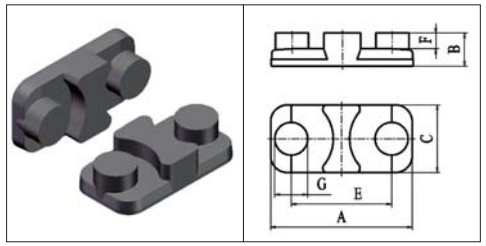

FIG.1

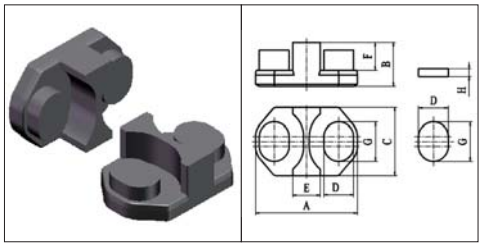

FIG.2

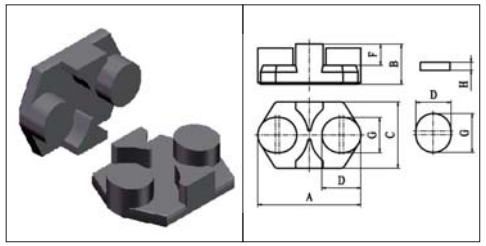

FIG.3

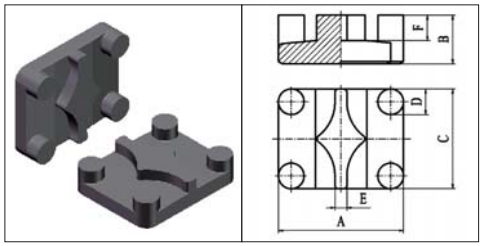

FIG.4

ERF 型 / ERF Core

型号 TYPE	图例 FIG.	尺寸 Dimensions (mm)						
		A	B	C	D	E	F	G
ERF9.7/4.6/7.8	4	9.74±0.15	2.3±0.1	7.79±0.15	2±0.05		1±0.05	3.78±0.1
ERF17/5/8	1	17±0.35	2.7±0.1	8.2±0.2		12±0.25	1.1±0.1	4±0.1
ERF28/9/14	1	28±0.6	4.65±0.15	14.4±0.35		20±0.45	1.15±0.15	8±0.2
ERF41.9/32.4/28.1	2	41.9±0.6	16.2+0.1/-0.2	28.1±0.4	12.2±0.2		10.5±0.2	16.2±0.2
ERF58/32.8/45	3	58±1	16.4+0.15/-0.25	45±0.7	17.85±0.25	15±0.3	9.7±0.2	20.85±0.25

ERF 型 / ERF Core

型号 TYPE	图例 FIG.	参数 Parameters				重量(Ref) g /PRS
		C1	Ae	Le	Ve	
ERF9.7/4.6/7.8	4	0.78	15.57	12.11	188.60	1.16
ERF17/5/8	1	0.79	24.30	19.10	465.00	2.41
ERF28/9/14	1	0.26	99.70	25.80	2568.00	13.33
ERF41.9/32.4/28.1	2	0.31	228.01	71.45	16290.60	106.60
ERF58/32.8/45	3	0.17	446.56	76.28	34064.00	260.00

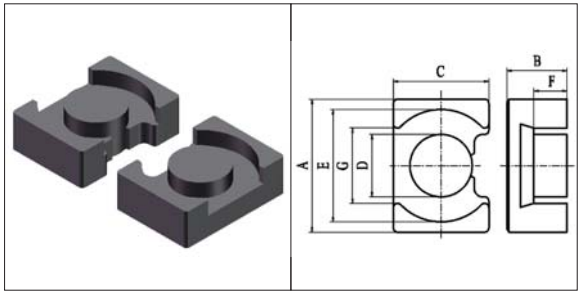

FIG.1

ERP 型 / ERP Core

型号 TYPE	图例 FIG.	尺寸 Dimensions (mm)						
		A	B	C	D	E	F	G
ERP32/19.9/23	1	32±0.35	10+0.1/-0.2	23±0.35	15±0.2	27±0.35	4+0.3/-0	18±0.35
ERP32/27/23C	1	32±0.3	13.5±0.25	23±0.30	15±0.2	27±0.30	7.5+0.5/-0	18±0.30

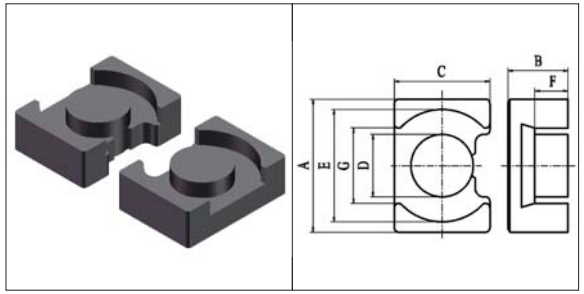

FIG.1

ERP 型 / ERP Core

型号 TYPE	图例 FIG.	参数 Parameters				AL(Ref)*		重量(Ref) g /PRS
		C1	Ae	Le	Ve	TP4A	TPW33	
ERP32/19.9/23	1	0.20	208.19	41.99	8742.50	9000	13000	45.37
ERP32/27/23C	1	0.23	195.00	43.90	8561.00			44.43

*-Al为磁心对应参考值，具体规格以双方签订承认书为准；AL测试条件：1kHz 0.3V 10Ts；AL单位：nH/N2

*-图例仅展示产品形状，具体细节以实物或以双方签订承认书为准。

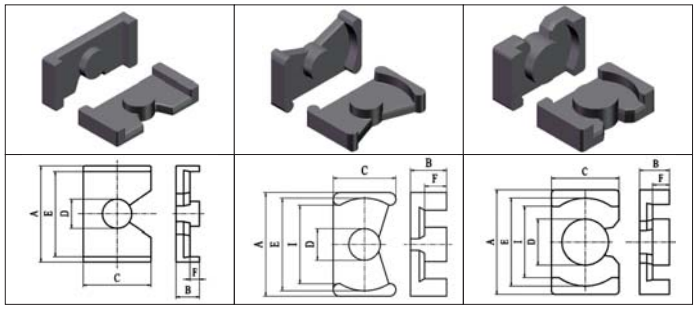

FIG.1 FIG.2 FIG.3

ERX 型 / ERX Core

型号 TYPE	图例 FIG.	尺寸 Dimensions (mm)								
		A	B	C	D	E	F	G	H	I
ERX10/3.2/4.9	1	10±0.2	1.6±0.1	4.85±0.15	2.8±0.1	7.9±0.2	0.75±0.15		0.85±0.15	
ERX19.9/9.9/11.8	4	19.86±0.25	4.94±0.05	11.82±0.25	7.5±0.1	16.67±0.2	3.07±0.08			
ERX25/11/16A	3	25±0.4	5.5±0.1	16±0.3	11±0.2	21±0.4			3.5±0.1	17±0.4
ERX25/11/14.7	5	25±0.35	5.5±0.1	14.7±0.25	9±0.2	21.4±0.35		17.4±0.4	3.5±0.15	17.9±0.4
ERX46/18/28	2	46±0.5	9±0.2	28±0.4	14±0.25	41±0.5	4.8±0.15			34.84±0.5
ERX81/32.2/36A	6	81±1	32.2±0.4			17.5±0.25	20.2±0.5		6±0.25	37.8±0.6

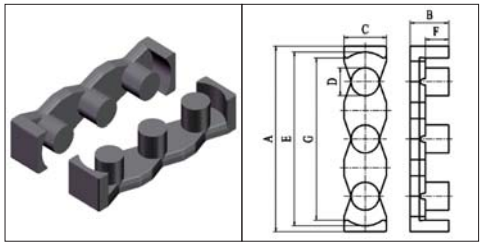

FIG.1

PQX 型 / PQX Core

型号 TYPE	图例 FIG.	尺寸 Dimensions (mm)						
		A	B	C	D	E	F	G
PQX19.9/14.9/14.1A	2	19.9±0.3	7.45±0.1	14.1±0.2	10.2±0.2	17.5±0.3	4.55±0.15	6.8±0.15
PQX79.4/31/18	1	79.4±1	15.5±0.2	18±0.4	12±0.3	74.4±1	10.5±0.2	69.5±1
PQX99.3/38.8/22.5	1	99.3±1.2	19.4±0.2	22.5±0.5	16.3±0.3	93±1.2	13.1±0.2	86.8±1.2

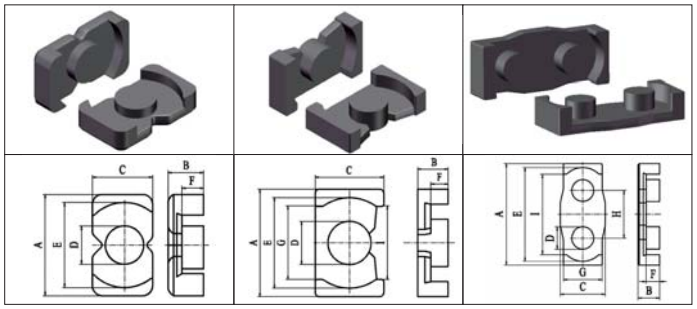

FIG.4 FIG.5 FIG.6

ERX 型 / ERX Core

型号 TYPE	图例 FIG.	参数 Parameters				AL(Ref)*		重量(Ref) g /PRS
		C1	Ae	Le	Ve	TP4A	TPW33	
ERX10/3.2/4.9	1	1.45	7.83	11.32	88.60	660	740	0.46
ERX19.9/9.9/11.8	4	0.62	46.00	28.62	1316.70	2900	3500	6.44
ERX25/11/16A	3	0.30	103.30	31.25	3228.10	6500	7900	12.74
ERX25/11/14.7	5	0.36	83.37	29.70	2475.80	4100	5000	11.20
ERX46/18/28	2	0.27	203.34	55.85	11356.10	6400	8100	60.34
ERX81/32.2/36A	6	0.21	481.06	100.32	48258.60	12400	16200	231.64

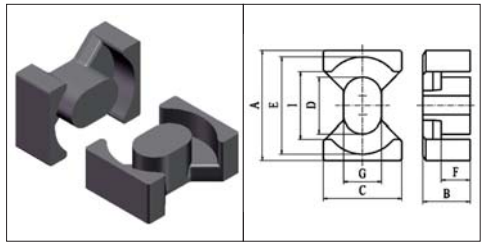

FIG.2

PQX 型 / PQX Core

型号 TYPE	图例 FIG.	参数 Parameters				AL(Ref)*		重量(Ref) g /PRS
		C1	Ae	Le	Ve	TP4A	TPW33	
PQX19.9/14.9/14.1A	2	0.58	60.01	34.60	2076.40	3390	4150	11.60
PQX79.4/31/18	1	0.42	226.19	94.26	21320.70	6140	7990	102.34
PQX99.3/38.8/22.5	1	0.27	418.35	112.68	47139.80	9740	12780	226.28

*-Al为磁心对应参考值，具体规格以双方签订承认书为准；AL测试条件：1kHz 0.3V 10Ts；AL单位：nH/N2

*-图例仅展示产品形状，具体细节以实物或以双方签订承认书为准。

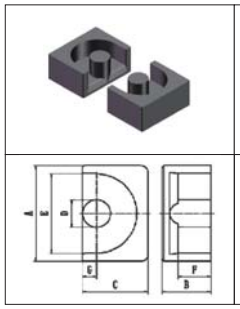

FIG.1

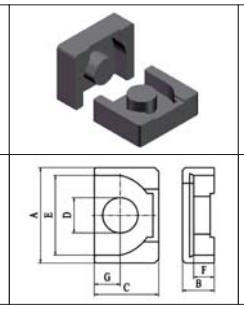

FIG.2

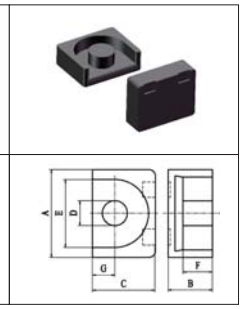

FIG.3

EP 型 / EP Core

型号 TYPE	图例 FIG.	尺寸 Dimensions (mm) A	B	C	D	E	F	G
EP5F	1	6±0.15	2.9+0.05/-0.1	3.9+0/-0.25	1.7±0.1	4.3min	2.1±0.1	
EP6/6.2/3.8C	1	6±0.15	3.1±0.1	3.8±0.1	1.7±0.1	4.575±0.125	2.325±0.125	
EP7K	1	9.2±0.2	3.7±0.2	6.4±0.2	3.3±0.1	7.2min	2.7±0.2	
EP9/8/8A	6	9±0.2	4±0.1	8+0.1/-0.15	4±0.1	7.2±0.15	3±0.15	7±0.15
EP9.5O	4	9.6+0/-0.6	5±0.1	10±0.3	3.1±0.15	7.3min	3.45±0.15	6.5±0.2
EP10	1	11.5±0.3	5.1±0.2	7.7±0.2	3.3±0.2	9.4±0.2	3.8±0.2	
EP10.5/6.4/8.5	6	10.5±0.15	3.2±0.1	8.45±0.15	4.7±0.1	8±0.15	1.9±0.1	8.4±0.15
EP11/7/8.8A	3	11±0.2	3.75±0.1	8.8±0.15	4.3±0.15	9±0.25	2.5±0.15	
EP11.5/14.7/7.2	1	11.5±0.2	7.35±0.1	7.35max	4.3±0.1	9min	5.6±0.15	2.25±0.1
EP12.5/12.8/8.8	1	12.5±0.3	6.42±0.15	8.79±0.2	4.35±0.15	10±0.3	4.65±0.15	2.35±0.1
EP12.8/13.4/8.8	1	12.8±0.3	6.7±0.2	9+0/-0.4	4.3±0.15	10.4±0.3	4.7±0.2	2.15±0.15
EP13X	1	12.5±0.3	6.5±0.3	8.8±0.2	4.4±0.2	10.0±0.3	4.5+0.4/-0	
EP13.8/13.7/9.5	1	13.8±0.4	6.85±0.15	9.45±0.2	4.35±0.15	11.4±0.3	5.1±0.15	
EP14.1/7.7/13.3	2	14.1±0.2	3.85±0.1	13.3±0.2	7.5±0.1	11.8±0.25		
EP14.7/13.4/9.5A	5	14.7±0.25	6.68±0.1	9.5±0.2	5.7±0.15	12.7±0.25	5±0.15	
EP17	1	18.1±0.4	8.4±0.4	11.3+0/-0.6	5.9+0/-0.4	12.0±0.4	5.5+0.4/-0	
EP17.2/11/14.2	2	17.2±0.4	5.5±0.1	14.2±0.4	5.9±0.15	14.2±0.3	3.6±0.1	7.85±0.15
EP18/16.8/11	1	18.1+0.4/-0.6	8.4±0.4	11+0.5/-0.3	5.7+0.2/-0.3	12±0.5	5.7±0.2	
EP20	1	24.0±0.5	10.7±0.2	15.0±0.4	8.8±0.3	16.5±0.4	7.2±0.2	
EP24/22/15	1	24.0±0.5	11±0.2	15.0±0.4	8.8±0.3	16.5±0.4	7.4±0.2	
EP24.3/21.4/15	1	24.3±0.35	10.7±0.2	15.0±0.4	8.8±0.2	16.8±0.3	7.2±0.2	
EP36/30/25.2	1	36±0.5	15±0.2	25.2±0.4	14.35±0.25	32±0.5	10.5±0.2	

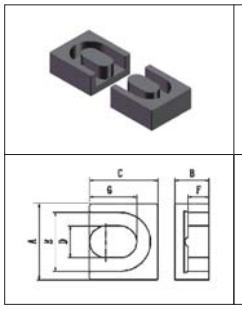

FIG.4

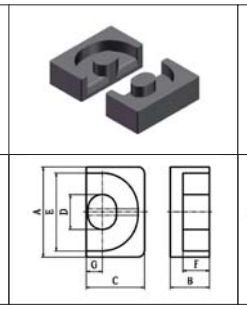

FIG.5

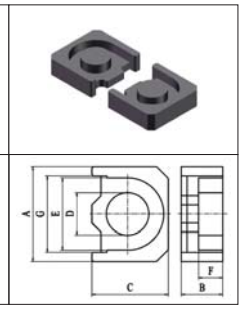

FIG.6

EP 型 / EP Core

型号 TYPE	图例 FIG.	参数 Parameters C1	Ae	Le	Ve	AL(Ref)* TP4A	TPW33	重量(Ref) g /PRS
EP5F	1	3.17	2.97	9.41	27.97	340	380	0.60
EP6/6.2/3.8C	1	3.87	2.99	11.58	34.60	340	370	0.44
EP7K	1	1.44	10.29	14.78	152.09	1000	1130	2.10
EP9/8/8A	6	1.13	13.91	15.78	219.5	1300	1450	2.1
EP9.5O	4	0.83	21.26	17.63	374.88	1800	2100	3.00
EP10	1	1.68	11.00	18.48	203.21	800	900	2.90
EP10.5/6.4/8.5	6	0.66	19.60	13.00	256.00	1900	2200	2.62
EP11/7/8.8A	3	0.68	16.87	11.39	192.07	1700	1900	2.28
EP11.5/14.7/7.2	1	1.51	18.41	27.87	513.10	1240	1500	3.72
EP12.5/12.8/8.8	1	1.20	19.26	23.04	443.74	1200	1500	2.30
EP12.8/13.4/8.8	1	1.2	19.28	23.45	447.6	1600	1800	5.0
EP13X	1	1.18	19.72	23.20	457.40	1600	1900	5.20
EP13.8/13.7/9.5	1	1.19	19.65	23.29	457.70	1480	1760	5.60
EP14.1/7.7/13.3	2	0.43	38.78	16.49	639.45	3800	4400	5.00
EP14.7/13.4/9.5A	5	1.14	26.95	30.62	825.10	1500	1900	5.52
EP17	1	0.80	33.60	26.76	898.96	1900	2300	12.40
EP17.2/11/14.2	2	0.53	46.49	24.59	1143.2	3300	3800	8.1
EP18/16.8/11	1	0.80	33.60	26.76	898.96	1900	2300	12.20
EP20	1	0.48	78.87	37.55	2961.33	3700	4600	33.00
EP24/22/15	1	0.48	78.7	40.15	3030.48	3900	5200	28.0
EP24.3/21.4/15	1	0.48	78.9	37.8	2982.4	4300	5400	28.24
EP36/30/25.2	1	0.34	193.80	65.28	12651.30	5940	7590	60.73

*-Al为磁心对应参考值，具体规格以双方签订承认书为准；AL测试条件：1kHz 0.3V 10Ts；AL单位：nH/N2

*-图例仅展示产品形状，具体细节以实物或以双方签订承认书为准。



FIG.1

T 型 / T Core

型号 TYPE	图例 FIG.	尺寸 Dimensions (mm) A	B	C	参数 Parameters C1	Ae	Le	Ve	AL(Ref)* TP4A	TPW33	重量(Ref) g /PCS
T4*2*1	1	4.0±0.3	2.0±0.3	1.0±0.3	9.06	0.96	8.71	8.40	330	450	0.06
T4*2*2	1	4.0±0.3	2.0±0.3	2.0±0.3	4.53	1.92	8.71	16.70	660	900	0.10
T6*3*3	1	6.0±0.3	3.0±0.3	3.0±0.3	3.02	4.32	13.07	56.50	1000	1400	0.32
T6.3*3.8*2.5	1	6.3±0.3	3.8±0.3	2.5±0.3	5.50	2.70	14.87	40.20	550	750	0.22
T7*4*4	1	7.0±0.3	4.0±0.3	4.0±0.3	2.81	5.85	16.41	95.90	1100	1500	0.50
T8*4*2	1	8.0±0.3	4.0±0.3	2.0±0.3	4.53	3.84	17.42	67.00	660	910	0.45
T8*4*4	1	8.0±0.3	4.0±0.3	4.0±0.3	2.27	7.69	17.42	133.90	1350	1800	0.75
T8.7*5.2*2.3	1	8.7±0.19	5.2±0.12	2.3±0.11	5.63	3.71	20.90	77.60	540	740	0.42
T9*3.2*13.5	1	9.0±0.3	3.2±0.3	13.5±0.3	0.45	35.84	16.13	578.10	6700	9200	2.60
T9*5*3	1	9.0±0.3	5.0±0.3	3.0±0.3	3.56	5.83	20.77	121.10	850	1100	0.80
T9*5*4	1	9.0±0.3	5.0±0.3	4.0±0.3	2.67	7.77	20.77	161.50	1150	1550	0.86
T9*6*3	1	9.0±0.3	6.0±0.3	3.0±0.3	5.10	4.44	22.93	101.80	580	800	0.49
T9.5*4.9*10.4	1	9.5±0.3	4.9±0.3	10.4±0.3	0.91	23.07	21.05	485.50	3300	4500	2.30
T9.53*4.75*4.78	1	9.53±0.3	4.75±0.3	4.78±0.3	1.89	10.97	20.72	227.30	1650	2200	1.27
T10*5*5	1	10.0±0.4	5.0±0.4	5.0±0.3	1.81	12.01	21.78	261.60	1600	2200	1.50
T10*6*4	1	10.0±0.4	6.0±0.4	4.0±0.3	3.08	7.83	24.07	188.40	950	1200	1.00
T10*6*5	1	10.0±0.4	6.0±0.4	5.0±0.3	2.46	9.79	24.07	235.60	1250	1600	1.24



FIG.1

T 型 / T Core

型号 TYPE	图例 FIG.	尺寸 Dimensions (mm) A	B	C	参数 Parameters C1	Ae	Le	Ve	AL(Ref)* TP4A	TPW33	重量(Ref) g /PCS
T12*6*4	1	12.0±0.4	6.0±0.4	4.0±0.3	2.27	11.53	26.13	301.30	1300	1800	1.68
T12.7*7.14*5	1	12.7±0.4	7.14±0.4	5.0±0.3	2.18	13.52	29.51	399.00	1350	1900	2.35
T12.7*7.8*5	1	12.7±0.4	7.8±0.4	5.0±0.3	2.58	12.01	30.96	371.80	1150	1600	1.90
T12.7*7.9*6.35	1	12.7±0.4	7.9±0.4	6.35±0.3	2.08	14.96	31.17	466.30	1450	2000	2.30
T12.8*7.35*5.9	1	12.8±0.4	7.35±0.4	5.9±0.3	1.90	15.50	30.09	472.00	1550	2100	2.46
T13*7*5	1	13.0±0.4	7.0±0.4	5.0±0.3	2.03	14.53	29.50	428.60	1500	2000	2.30
T13*8*6	1	13.0±0.4	8.0±0.4	6.0±0.3	2.16	14.71	31.73	466.60	1400	1900	2.50
T14*7*5	1	14.0±0.4	7.0±0.4	5.0±0.3	1.81	16.82	30.49	512.70	1600	2200	2.95
T14*8*7	1	14.0±0.4	8.0±0.4	7.0±0.3	1.60	20.46	32.82	671.50	1900	2600	3.34
T14*9*5	1	14.0±0.4	9.0±0.4	5.0±0.3	2.84	12.30	34.98	430.20	1100	1500	2.23
T14.3*6.4*13.5	1	14.27±0.4	6.35±0.4	13.46±0.3	0.58	50.48	29.10	1469.20	5200	7200	8.50
T14.3*7.25*28.6	1	14.3±0.4	7.25±0.4	28.6±0.75	0.32	97.03	31.38	3044.80	9300	12500	15.80
T16*10*6	1	16.0±0.4	10.0±0.4	6.0±0.3	2.23	17.67	39.38	695.80	1350	1900	3.60
T16*10*8	1	16.0±0.4	10.0±0.4	8±0.3	1.67	23.56	39.38	927.80	1800	2500	4.70
T16*12*8	1	16.0±0.4	12.0±0.4	8.0±0.3	2.91	15.07	43.78	659.60	1100	1500	3.30
T16*9*4	1	16.0±0.4	9.0±0.4	4±0.3	2.70	13.62	37.18	506.50	1100	1500	2.60
T16*9*5	1	16.0±0.4	9.0±0.4	5.0±0.3	2.18	17.03	37.18	633.10	1400	1900	3.30

*-Al为磁心对应参考值，具体规格以双方签订承认书为准；AL测试条件：1kHz 0.3V 10Ts；AL单位：nH/N2

*-图例仅展示产品形状，具体细节以实物或以双方签订承认书为准。



FIG.1

T 型 / T Core

型号 TYPE	图例 FIG.	尺寸 Dimensions (mm) A	B	C	参数 Parameters C1	Ae	Le	Ve	AL(Ref)* TP4A	TPW33	重量(Ref) g /PCS
T16*9*8	1	16.0±0.4	9.0±0.4	8.0±0.3	1.37	27.24	37.18	1012.90	2200	3000	5.60
T16*9*9	1	16.0±0.4	9.0±0.4	9.0±0.3	1.21	30.65	37.18	1139.50	2500	3400	6.25
T16*9.6*6.3	1	16.0±0.4	9.6±0.4	6.3±0.3	1.95	19.73	38.52	759.80	1500	2100	5.10
T16.1*9.5*9.5	1	16.1±0.4	9.5±0.4	9.5±0.3	1.27	30.25	38.52	1165.30	2400	3300	5.93
T17*10*2.5	1	17.0±0.4	10.0±0.4	2.5±0.3	4.74	8.55	40.49	346.00	640	880	1.82
T17*11*6.4	1	17.0±0.4	11.0±0.4	6.4±0.3	2.26	18.90	42.62	805.60	1300	1800	4.00
T17*4.2*18.95	1	17±0.4	4.2±0.4	18.95±0.45	0.24	103.31	24.50	2531.30	12700	17500	19.60
T17.5*11.5*7	1	17.5±0.4	11.5±0.4	7.0±0.3	2.14	20.69	44.24	915.50	1400	1900	4.64
T18*10*10	1	18.0±0.4	10.0±0.4	10.0±0.3	1.07	38.87	41.55	1614.90	2800	3900	8.40
T18*10*8	1	18.0±0.4	10.0±0.4	8.0±0.3	1.34	31.09	41.55	1291.90	2300	3100	6.50
T18*8*5	1	18.0±0.4	8.0±0.4	5.0±0.3	1.55	23.67	36.69	868.50	1950	2700	4.90
T20*10*7	1	20.0±0.5	10.0±0.5	7.0±0.3	1.29	33.63	43.55	1464.70	2300	3200	8.00
T20*12*10	1	20.0±0.5	12.0±0.5	10.0±0.3	1.23	39.14	48.14	1884.40	2400	3300	10.00
T20*4.3*25.5	1	20±0.4	4.3±0.15	25.5±0.5	0.16	165.01	26.45	4364.80	18820	25870	36.68
T20*4.5*26.8	1	20±0.35	4.5±0.15	26.8±0.2	0.16	173.12	27.21	4710.60	19190	26380	38.37
T21*13.2*6.35	1	21.0±0.5	13.2±0.5	6.35±0.3	2.13	24.32	51.84	1261.00	1400	1950	6.40
T22*10*8	1	22.0±0.6	10.0±0.6	8.0±0.3	1.00	45.59	45.40	2070.30	3050	4100	9.00



FIG.1

T 型 / T Core

型号 TYPE	图例 FIG.	尺寸 Dimensions (mm) A	B	C	参数 Parameters C1	Ae	Le	Ve	AL(Ref)* TP4A	TPW33	重量(Ref) g /PCS
T22*11*5	1	22.0±0.6	11.0±0.6	5.0±0.3	1.81	26.42	47.91	1265.90	1650	2300	7.00
T22*11*7	1	22.0±0.6	11.0±0.6	7.0±0.3	1.29	36.99	47.91	1772.30	2300	3200	10.00
T22*14*13	1	22.0±0.6	14.0±0.6	13.0±0.3	1.07	51.12	54.67	2794.80	2800	3900	14.10
T22*14*6.5	1	22.0±0.6	14.0±0.6	6.5±0.3	2.14	25.56	54.67	1397.40	1400	1900	7.15
T22*14*8	1	22.0±0.6	14.0±0.6	8.0±0.3	1.77	31.08	54.88	1705.80	1700	2400	8.90
T24.5*8.2*18	1	24.5±0.25	8+0.3/-0	18±0.1	0.32	133.15	42.23	5622.80	9510	13080	35.80
T25*15*10	1	25.0±0.6	15.0±0.6	10.0±0.3	1.23	48.93	60.18	2944.40	2500	3400	15.30
T25*15*15	1	25.0±0.6	15.0±0.6	15.0±0.4	0.82	73.39	60.18	4416.60	3700	5100	23.00
T25.4*15.5*6.35	1	25.4±0.6	15.5±0.6	6.35±0.3	2.00	30.80	61.70	1901.00	1500	2100	9.00
T25.9*12.8*21.3	1	25.9±0.6	12.8±0.6	21.3±0.5	0.42	134.00	56.00	7502.00	7200	9900	39.80
T26.8*14.7*18.8	1	26.8±0.6	14.7±0.6	18.8±0.4	0.56	110.38	61.43	6780.60	5300	7300	35.00
T27*11*8	1	27.0±0.6	11.0±0.6	8.0±0.3	0.88	59.57	52.64	3135.70	3500	4700	18.50
T27*9*27	1	27.0±0.6	9.0±0.6	27.0±0.6	0.21	219.97	46.59	10249.10	14000	19500	53.00
T28*14*7.4	1	28.0±0.6	14.0±0.6	7.4±0.3	1.22	49.77	60.97	3034.90	2400	3300	16.90
T29*19*15	1	29.0±0.6	19.0±0.6	15.0±0.5	0.99	73.89	73.20	5408.70	3100	4200	28.00
T29.3*8.2*21.1	1	29.3±0.6	8.2±0.6	21.1±0.4	0.23	194.81	45.56	8874.60	13000	18000	63.00
T29.5*8.2*21	1	29.5±0.25	8+0.3/-0	21+0.2/-0.1	0.23	195.70	45.85	8971.90	12870	17700	63.38

*-Al为磁心对应参考值，具体规格以双方签订承认书为准；AL测试条件：1kHz 0.3V 10Ts；AL单位：nH/N2

*-图例仅展示产品形状，具体细节以实物或以双方签订承认书为准。



FIG.1

T 型 / T Core

型号 TYPE	图例 FIG.	尺寸 Dimensions (mm) A	B	C	参数 Parameters C1	Ae	Le	Ve	AL(Ref)* TP4A	TPW33	重量(Ref) g /PCS
T30*11*6	1	29.6±0.6	10.75±0.6	6.0±0.4	1.08	50.95	55.15	2810.00	2800	3800	16.50
T31*19*13	1	31.0±0.6	19.0±0.6	13.0±0.4	0.99	76.46	75.49	5771.90	3100	4200	31.00
T31*19*15	1	31.0±0.6	19.0±0.6	15.0±0.4	0.86	88.22	75.49	6659.90	3500	4900	34.60
T31*19*8	1	31.0±0.6	19.0±0.6	8.0±0.3	1.60	47.05	75.49	3551.90	1900	2600	18.50
T31*20*15	1	31.0±0.6	20.0±0.6	15.0±0.4	0.96	81.19	77.60	6300.70	3200	4300	33.00
T31.75*19.05*9.5	1	31.75±0.75	19.05±0.75	9.5±0.3	1.29	59.03	76.43	4511.60	2300	3200	22.00
T32*17*15.5	1	32.0±0.6	17.0±0.6	15.5±0.4	0.65	111.77	72.30	8080.90	4700	6400	44.00
T35.55*23*12.7	1	35.55±0.75	23±0.55	12.7±0.5	1.14	78.45	89.13	6991.50	2700	3650	36.00
T36*23*15	1	36.0±0.6	23.0±0.6	15.0±0.4	0.93	95.89	89.65	8595.90	3200	4400	45.00
T36*23*20	1	36.0±0.6	23.0±0.6	20.0±0.4	0.70	127.85	89.65	11461.20	4300	5900	57.00
T38*19*13	1	38.0±0.7	19.0±0.7	13.0±0.5	0.70	118.67	82.75	9819.90	4300	5900	56.00
T38*19*18	1	38.0±0.7	19.0±0.7	18.0±0.5	0.50	164.31	82.75	13596.80	5900	8200	76.00
T38*22*15	1	38.0±0.7	22.0±0.7	15.0±0.5	0.77	117.06	89.71	10501.70	3900	5400	62.70
T38.1*25.4*16	1	38.1±0.7	25.4±0.7	16.0±0.5	0.97	100.22	97.06	9727.20	3100	4200	48.00
T42*26*13	1	42.0±0.7	26.0±0.7	13.0±0.5	1.01	102.03	102.83	10491.40	3000	4100	53.00
T42*26*18A	1	42±0.7	26±0.7	18±0.5	0.73	141.27	102.83	14526.50	4140	5700	73.83
T49*34*16	1	49.0±0.7	34.0±0.7	16.0±0.5	1.07	118.67	127.52	15133.00	2800	3900	79.00



FIG.1

T 型 / T Core

型号 TYPE	图例 FIG.	尺寸 Dimensions (mm) A	B	C	参数 Parameters C1	Ae	Le	Ve	AL(Ref)* TP4A	TPW33	重量(Ref) g /PCS
T50*30*20	1	50.0±0.8	30.0±0.8	20.0±0.5	0.62	195.71	120.36	23555.40	4900	6700	125.00
T57.5/31.3/18A	1	57.5±0.9	31.3±0.5	18±0.15	0.60	214.29	129.46	27742.00	4990	6860	144.60
T59.4*35.6*24.4	1	59.4±0.6	35.6±0.5	24.4±0.3	0.50	284.10	142.90	40598.20	6000	8240	206.50
T61*35.55*12.7	1	61±1.3	35.55±0.85	12.7±0.5	0.92	157.74	144.54	22798.60	3300	4500	118.00
T63*38*25	1	62.1±1.1	38.2±0.8	25.0±0.5	0.52	292.94	151.52	44385.60	5800	8000	230.00
T63*38*12.5	1	63±1.0	37.5min	12.5±0.5	0.97	155.85	151.00	23533.00	3100	4300	120.00
T68*44*13.5A	1	68±0.6	44±0.6	13.5±0.5	1.07	159.47	170.49	27188.50	2820	3880	136.80
T73.65*38.85*12.7	1	73.65±1.0	38.85±0.7	12.7±0.35	0.77	213.60	165.22	35289.90	3900	5300	200.00
T80.4*39.7*15.3	1	80.4±2.6	39.7±1.3	15.3±0.6	0.58	298.75	173.86	51940.60	5000	7000	262.00
T101.6*75.2*24.8	1	101.6±2.1	75.2±1.5	24.75±0.55	0.84	324.25	273.57	88705.10	3600	4900	440.00
T101.6*76.2*25.4	1	101.6±2.6	76.2±2.0	25.4±0.7	0.86	320.36	275.47	88250.20	3500	4800	435.00
T102*65*10	1	102±2.0	65±2.0	10±1.0	1.39	181.90	253.65	46139.70	2200	2900	245.00

*-Al为磁心对应参考值，具体规格以双方签订承认书为准；AL测试条件：1kHz 0.3V 10Ts；AL单位：nH/N2

*-图例仅展示产品形状，具体细节以实物或以双方签订承认书为准。

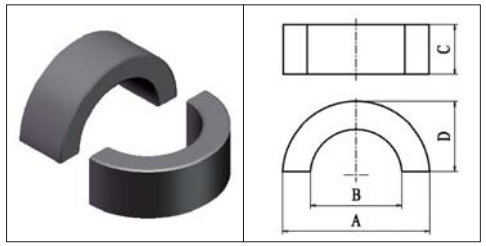

FIG.1

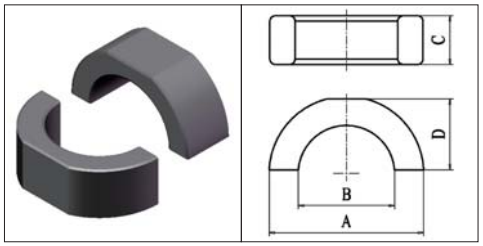

FIG.2

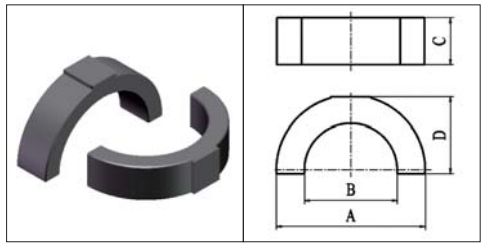

FIG.3

RC 型 / RC Core

型号 TYPE	图例 FIG.	尺寸 Dimensions (mm) A	B	C	D
RC6/4/13	1	12.68±0.23	7.9±0.2	12.7±0.35	
RC50/40/29	2	50±0.75	40±0.75	29±0.4	
RC54.8/34/21	2	54.8±0.6	34±0.4	21±0.4	
RC56/34.7/18	1	56±0.8	34.5+0.8/-0.5	18±0.5	
RC61/35.6/21.5	1	61±1.2	35.6±0.8	21.5±0.4	31.4max
RC64/41/19	3	64±0.8	41±0.5	19±0.5	
RC67/43.8/18	1	67±0.8	43.5+1/-0.5	18±0.5	
RC67/43.8/22	1	67±0.8	43.5+1/-0.5	22±0.5	
RC78/52.8/25	2	78±1	52.5+1/-0.5	25±0.5	
RC78/52.8/30	1	78±1	52.5+1/-0.5	30±0.5	
RC80/20A	1	80±1.2	40ref	20±0.3	40±0.6

RC 型 / RC Core

型号 TYPE	图例 FIG.	参数 Parameters C1	Ae	Le	Ve	重量(Ref) g /PCS
RC6/4/13	1					2.30
RC50/40/29	2	0.97	144.40	140.21	20245.60	97.2
RC54.8/34/21	2					72.68
RC56/34.7/18	1	0.73	188.50	137.07	25837.40	131.00
RC61/35.6/21.5	1					203
RC64/41/19	3					86.11
RC67/43.8/18	1	0.82	206.11	168.81	34793.30	89.19
RC67/43.8/22	1	0.67	251.91	168.81	42525.10	107.50
RC78/52.8/25	2	0.64	311.63	200.24	62400.00	156.00
RC78/52.8/30	1	0.54	373.96	200.24	74880.00	187.00
RC80/20A	1					183.13

*-Al为磁心对应参考值，具体规格以双方签订承认书为准；AL测试条件：1kHz 0.3V 10Ts；AL单位：nH/N2

*-图例仅展示产品形状，具体细节以实物或以双方签订承认书为准。

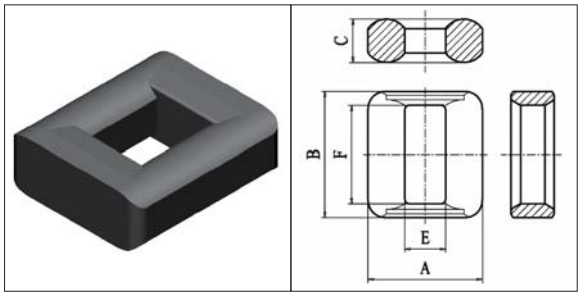

FIG.1

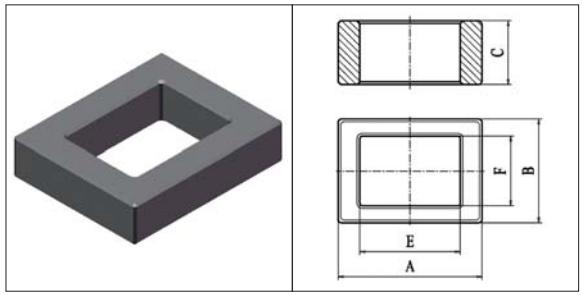

FIG.2

FT 型 / FT Core

型号 TYPE	图例 FIG.	尺寸 Dimensions (mm) A	B	C	E	F
FT17.5/12.2/16C	1	17.5±0.4	12.2±0.3	16±0.4	8.2min	3±0.2
FT17.5/24/6B	1	17.5±0.2	24±0.2	6±0.2	6.5±0.2	20±0.2
FT20.6/19.6/5	1	20.6±0.3	19.6±0.3	5±0.2	11.2±0.3	11.1±0.3
FT23.1/23.1/8.8	1	23.1±0.3	23.1±0.3	8.8±0.2	7.8±0.3	14.8±0.3
FT23A	2	23.0±0.2	18.8±0.2	7.0±0.2	15.0±0.2	10.8±0.2
FT24.8/20/8.2	2	24.8±0.65	20±0.5	8.2±0.25	16.2±0.45	8.6±0.25
FT27.6/21.6/10.5	1	27.6±0.4	21.6±0.3	10.5±0.2	8.8±0.3	13.3±0.3
FT31.4/22.4/23A	2	31.35±0.4	22.35±0.3	23±0.4	19.4±0.4	10.4±0.3
FT31.5/22.8/7.8	2	31.55±0.75	22.75±0.55	7.8±0.2	18.5+0.9/-0	9.6+0.5/-0
FT32/26/12	1	32±0.5	26±0.4	12±0.2	10±0.5	16.5±0.4
FT34.5/26/12	1	34.5±0.55	26±0.4	12±0.3	12.5±0.3	16.5±0.3
FT36/37.8/13	1	36±0.5	37.8±0.5	13±0.3	11.9±0.3	23.5±0.4

FT 型 / FT Core

型号 TYPE	图例 FIG.	参数 Parameters C1	Ae	Le	Ve	AL(Ref)* TP4A	TPW33	重量(Ref) g /PRS
FT17.5/12.2/16C	1	0.51	73.31	37.17	2725.2	4400	5600	14.16
FT17.5/24/6B	1	3.19	17.9	57.05	11.83	2160	3940	7.1
FT20.6/19.6/5	1	2.63	22.29	58.55	21.25	2600	4780	8.09
FT23.1/23.1/8.8	1	1.22	48.75	59.66	36.52	5650	10200	15.53
FT23A	2	2.29	28.0	64.17	28.0	3000	5480	17.8
FT24.8/20/8.2	2	1.56	41.2	64.4		4420	8000	13.5
FT27.6/21.6/10.5	1	0.97	60.02	58.37	43.58	7100	12900	21.23
FT31.4/22.4/23A	2	1.40	28.08	39.23	21.28	4900	9000	52.8
FT31.5/22.8/7.8	2	1.56	49.85	77.62		4400	8070	19.7
FT32/26/12	1	0.86	79.73	68.78	57.0	8000	14500	33.44
FT34.5/26/12	1	0.95	76.9	73.1		7270	13200	35.18
FT36/37.8/13	1	0.80	120.8	96.3	93.0	8670	15700	59.3

*-Al为磁心对应参考值，具体规格以双方签订承认书为准；AL测试条件：1kHz 0.3V 10Ts；AL单位：nH/N2

*-图例仅展示产品形状，具体细节以实物或以双方签订承认书为准。

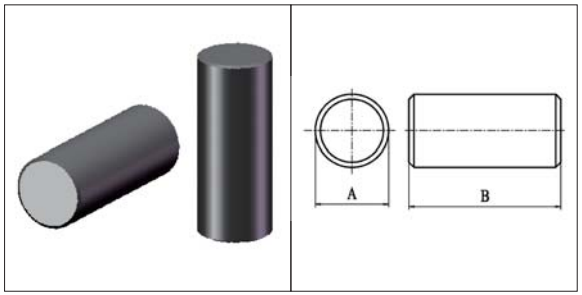

FIG.1

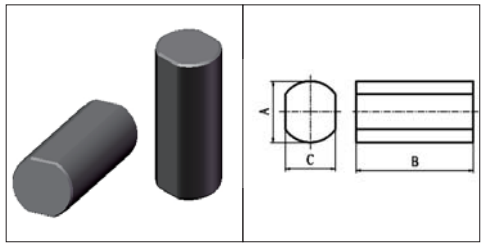

FIG.2

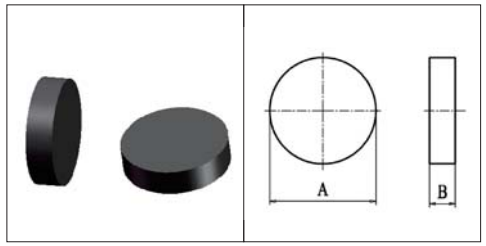

FIG.3

AR 型 / AR Core

型号 TYPE	图例 FIG.	尺寸 Dimensions (mm) A	B	C	重量(Ref) g /PCS
AR1.9/15	1	1.9±0.1	15±0.15		0.2
AR2.85/17.8	1	2.85±0.20	17.80±0.30		0.50
AR4/15	1	4.00±0.20	15.00±0.40		1.15
AR5/30	2	5.00±0.20	30.00±0.40		2.83
AR5/20.4	1	5.00±0.20	20.40±0.30		1.92
AR5/60	2	5.00±0.30	60.00±0.10	4.60±0.30	5.60
AR5/57	2	5.00±0.30	57.00±0.60	4.60±0.30	5.40
AR6/30	1	6.00±0.20	30.00±0.50		4.00
AR6/20	1	6.00±0.20	20.00±0.50		2.25
AR6.35/25.4	1	6.35±0.25	25.40±0.70		4.20
AR7.2/6	3	7.20±0.20	6.00±0.20		1.17
AR8/25	1	8+0.1/-0.20	25.00±0.30		5.80
AR8/31.75	1	8.00±0.35	31.75±0.75		8.30
AR8/38.10	1	8.00±0.35	38.10±0.75		6.20
AR9.5/6	1	9.50±0.20	6.00±0.30		2.00
AR9.5/29	1	9.50±0.20	28.70±0.50		9.51
AR10/20	1	10.00±0.50	20.00±0.50		7.50
AR10/6	3	10.00±0.30	6.00±0.20		2.30
AR10/28	1	10.00±0.20	28+0/-1		10.20
AR10/30	1	10.00±0.35	30.00±0.60		8.50
AR10/40	1	10+0.3/-0.05	40.30±+0.3/-0.6		14.60

AR 型 / AR Core

型号 TYPE	图例 FIG.	尺寸 Dimensions (mm) A	B	C	重量(Ref) g /PCS
AR10/45	1	10.00±0.20	45.00±0.50		17.00
AR10/48.5	2	10.00±0.40	48.50±1.00	8.90±0.20	20.10
AR10/50	2	50.00±1.00	10.00±0.40	8.90±0.20	15.00
AR11/2	3	11±0.3	2±0.1		0.95
AR11.3/3	3	11.3±0.2	3±0.05		2.0
AR12/26	3	12±0.3	26±0.6		14.11
AR12/40	1	12.00+0/-0.20	40.00±1.00		21.70
AR12.3/41.3	1	12.30±0.40	41.30±0.80		25.50
AR12.3/31.8A	1	12.30±0.40	31.75±0.75		18.10
AR12.7/7A	3	12.7±0.3	7±0.05		4.3
AR13/6	3	13±0.3	6±0.1		3.8
AR13.4/5.5	3	13.4±0.3	5.5±0.1		3.82
AR14.3/4	3	14.30±0.25	4.00±0.05		3.10
AR15/12.5A	3	15.00±0.40	12.50±0.05		10.60
AR16.3/8	3	16.3±0.2	8±0.05		8.18
AR17/4	3	17.00±0.30	4.00±0.20		4.40
AR17.4/2A	3	17.4+0.2/-0.3	2±0.05		2.1
AR19/38	1	19.00±0.30	38.00±0.45		51.70
AR20/3B	3	20±0.35	3±0.1		4.55
AR21.7/5	3	21.65±0.4	5±0.1		5.0
AR23/5	3	23±0.4	5±0.05		9.8

*-Al为磁心对应参考值，具体规格以双方签订承认书为准；AL测试条件：1kHz 0.3V 10Ts；AL单位：nH/N2

*-图例仅展示产品形状，具体细节以实物或以双方签订承认书为准。

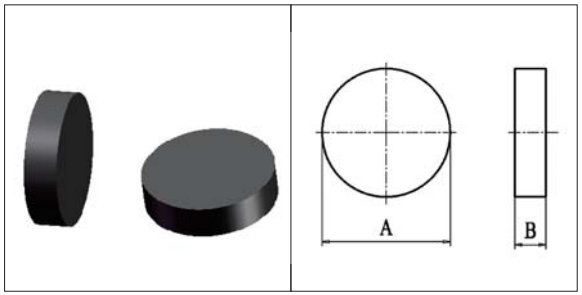

AR FIG.3

AR 型 / AR Core

型号 TYPE	图例 FIG.	尺寸 Dimensions (mm)			重量(Ref) g /PCS
		A	B	C	
AR24/4.5A	3	24±0.35	4.5±0.1		9.97
AR25/10A	3	25±0.4	10±0.1		23.2
AR30/30	3	30±0.6	30±0.6		102.8
AR50/13	3	50.00±1.00	13.00±0.10		119.97
AR64.6/21.6	3	64.64±1.00	21.59±0.25		340.00

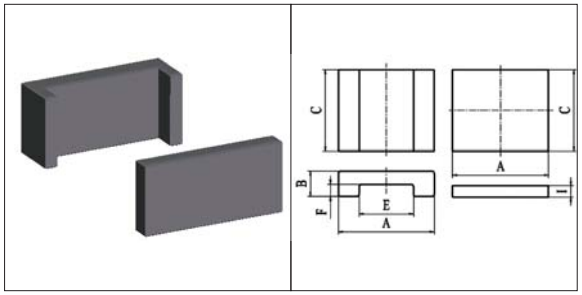

FIG.1

CI 型 / CI Core

型号 TYPE	图例 FIG.	尺寸 Dimensions (mm)							
		A	B	C	E	F	G	H	I
CI11.2/9.5C	1	11.2±0.2	3.8±0.15	9.5±0.15	6.35±0.20	1.45±0.15	11.2±0.2	9.5±0.15	2.3±0.15
CI16.4/4.3/7A	2	16.4±0.15	2.5±0.10	7.0±0.15	6.90±0.10	0.60±0.10			1.8±0.05
CI33/32	1	32.8±0.6	22.9±0.25	8±0.13	16.5±0.40	14.7±0.25	34±0.4	8.13±0.13	8.13±0.13
CI48.5/28	1	48.5±0.5	5.1±0.2	28±0.3	38.5±0.5	3.1±0.2	48.5±0.5	21.6±0.3	2.8±0.15

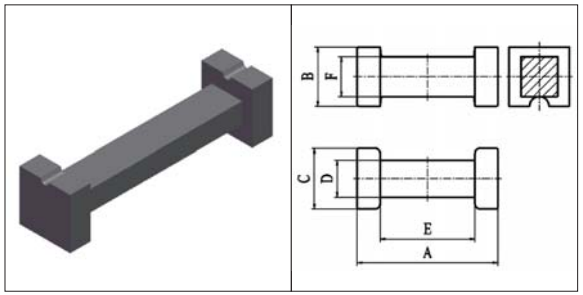

DRH FIG.1

DRH 型 / DRH Core

型号 TYPE	图例 FIG.	尺寸 Dimensions (mm)							重量(Ref) g /PCS
		A	B	C	D	E	F	G	
DRH19/8/8	1	19.00±0.40	8.05±0.20	8.05±0.20	2.825±0.125	12.70±0.25	5.675±0.125		3.2
DRH25/11/11	1	25.2+0.3/-0.7	11.30±0.25	11.40±0.40	7.45±0.25	19.1+0.3/-0.6	7.50±0.25	2.40±0.35	8.5

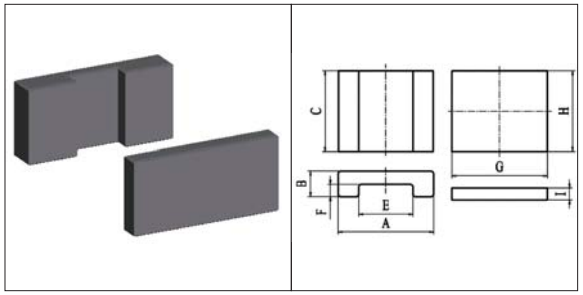

FIG.2

CI 型 / CI Core

型号 TYPE	图例 FIG.	参数 Parameters				AL(Ref)*		重量(Ref) g /PRS
		C1	Ae	Le	Ve	TP4A	TPW33	
CI11.2/9.5C	1	1.04	22.34	23.17	517.60	1700	2100	3.05
CI16.4/4.3/7A	2	1.83	12.80	23.37	299.10	800	960	2.10
CI33/32	1	1.35	65.26	88.03	5744.60	1900	2450	30.00
CI48.5/28	1	1.49	61.13	90.82	5551.99	1750	2250	31.38

*-Al为磁心对应参考值，具体规格以双方签订承认书为准；AL测试条件：1kHz 0.3V 10Ts；AL单位：nH/N2

*-图例仅展示产品形状，具体细节以实物或以双方签订承认书为准。

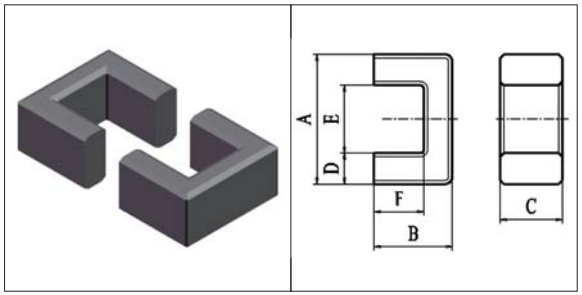

FIG.1

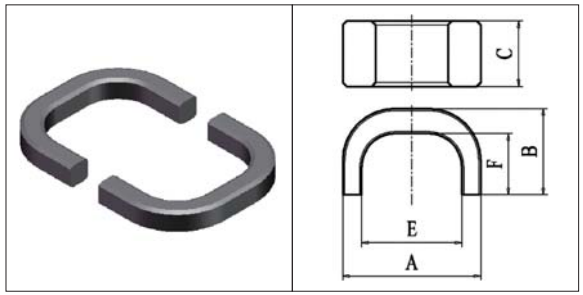

FIG.4

UF 型 / UF Core

型号 TYPE	图例 FIG.	尺寸 Dimensions (mm) A	B	C	D	E	F
UF4.8/31.2/5	1	4.8±0.15	15.6±0.15	4.98±0.15		2.34±0.15	
UF6.2/11/2	1	6.2±0.2	5.5±0.1	2±0.2		3.2min	3.5±0.15
UF6.4/11.4/5	1	6.4±0.15	5.7±0.1	5±0.2	2±0.1	2.4±0.1	3.2±0.15
UF6.9/7.1/2	1	6.9±0.2	3.55±0.15	2±0.2		3.8±0.2	2.25±0.15
UF8.6/13.4/23	1	8.55±0.2	13.4±0.2	23±0.35	3.15±0.2	2.7±0.1	6.6±0.3
UF9.8/14/3B	1	9.8±0.3	7.1±0.2	2.9±0.2		4.1min	4.3±0.2
UF10.5/15.8/5C	1	10.5±0.3	7.8+0.4/-0.25	5±0.2		5.5±0.3	5.5+0.3/-0.4
UF12/16/5	1	12.0±0.3	7.8+0.2/-0	4.6+0/-0.3	2.25±0.1	7.2min	5.6+0.15/-0
UF13.1/11.6/8	1	13.1±0.2	5.8±0.15	8±0.2		5.2±0.2	1.85±0.15
UF14/14.2/3A	1	14±0.3	7.1±0.1	3±0.1		8±0.15	4.1±0.1
UF15/11/6	1	15.0±0.5	5.5±0.1	5.6±0.2	3.0±0.15	8.5min	2.8+0.2/-0.1
UF15.1/64/3.2	1	15.1±0.3	32±0.2	3.2±0.25		6.1±0.3	26±0.2
UF15.2/15.3/6.4A	1	15.2±0.5	7.8+0/-0.3	6.7+0/-0.6		5.0min	2.5±0.2
UF15/23/7K	1	15.4±0.5	11.45±0.2	6.25+0.4/-0		5.4±0.4	6.4+0.35/-0.2
UF16/20/6BD	1	15.9±0.3	9.7±0.2	6±0.2		6.5min	6±0.15
UF16/21/6G	1	16.2±0.3	10.6±0.2	6±0.2		7±0.3	6.6±0.2
UF16/24/5	1	16.2±0.25	11.8+0.4/-0	5.5+0/-0.3	5.5+0/-0.3	7.7min	8.8+0.4/-0
UF16.8/22.9/27.9	1	16.76±0.38	11.94±0.3	27.94±0.63		8.89±0.3	8.89±0.3
UF18/25/15	1	18.0±0.25	12.5±0.2	15.0±0.2		5.0±0.25	6.5±0.25
UF19.6/76/3.8	1	19.6±0.3	38±0.2	3.8±0.2		5±0.25	30.2±0.2
UF20.4/25.4/3	4	20.4±0.3	12.7±0.15	3±0.15		14.8±0.25	9.9±0.15

UF 型 / UF Core

型号 TYPE	图例 FIG.	参数 Parameters C1	Ae	Le	Ve	AL(Ref)* TP4A	TPW33	重量(Ref) g /PRS
UF4.8/31.2/5	1	7.96	6.55	52.16	341.60	270	340	1.92
UF6.2/11/2	1	8.27	3.09	25.59	79.10	230	280	0.45
UF6.4/11.4/5	1	2.29	10.68	24.49	261.60	800	980	1.40
UF6.9/7.1/2	1	7.40	2.83	20.95	59.30	210	240	0.30
UF8.6/13.4/23	1	0.43	67.14	28.85	1937.10	4100	4960	10.32
UF9.8/14/3B	1	4.36	7.94	34.63	275.00	470	600	1.40
UF10.5/15.8/5C	1	3.28	12.36	40.53	500.90	650	820	2.60
UF12/16/5	1	4.49	9.97	44.73	445.90	490	600	2.10
UF13.1/11.6/8	1	0.95	31.6	30.21	954.60	2000	2500	5.20
UF14/14.2/3A	1	4.65	9.00	41.83	376.40	480	600	1.90
UF15/11/6	1	2.45	15.56	38.17	593.90	850	1100	2.96
UF15.1/64/3.2	1	8.84	14.90	131.75	1963.00	300	390	9.80
UF15.2/15.3/6.4A	1	1.13	32.31	36.43	1177.20	1850	2350	6.50
UF15/23/7K	1	1.61	32.30	52.00	1680.00	1450	1800	9.00
UF16/20/6BD	1	2.02	24.90	50.17	1249.30	1150	1400	6.60
UF16/21/6G	1	2.06	26.04	53.72	1398.90	1150	1420	7.17
UF16/24/5	1	3.01	20.12	60.56	1218.50	730	1000	6.20
UF16.8/22.9/27.9	1	0.64	98.51	63.49	6254.70	3700	4800	32.40
UF18/25/15	1	0.59	94.66	55.59	5261.70	3750	4800	26.30
UF19.6/76/3.8	1	5.52	27.99	154.46	4323.40	480	620	22.50
UF20.4/25.4/3	4	9.29	8.40	78.00	655.20	270	340	2.70

*-Al为磁心对应参考值，具体规格以双方签订承认书为准；AL测试条件：1kHz 0.3V 10Ts；AL单位：nH/N2

*-图例仅展示产品形状，具体细节以实物或以双方签订承认书为准。

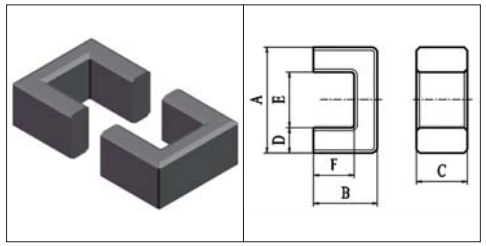

FIG.1

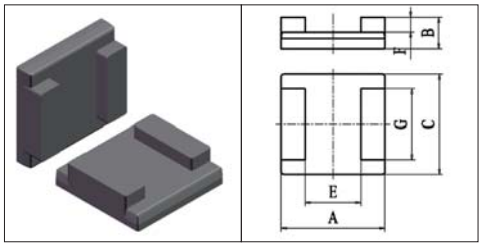

FIG.2

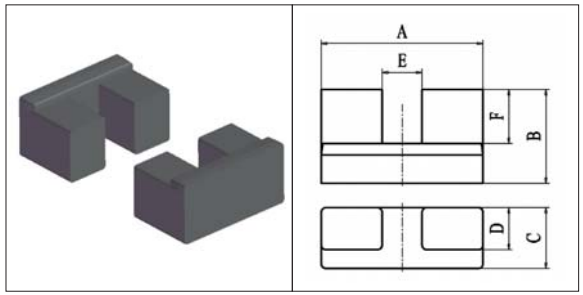

FIG.3

UF 型 / UF Core

型号 TYPE	图例 FIG.	尺寸 Dimensions (mm) A	B	C	D	E	F
UF20.6/12/20A	2	20.6±0.3	12±0.2	20±0.3	4.75±0.15	11±0.25	5.2±0.15
UF22.8/23/7	1	22.8±0.3	6.7±0.2	22.7±0.3		14.1±0.3	2.7±0.2
UF23/31/5B	1	23±0.4	15.7+0.4/-0	5±0.2	5.5±0.2	12±0.4	10.2+0.4/-0
UF23.2/12.6/21	1	23.2±0.4	6.3±0.1	21±0.4	6.75±0.3	9.7±0.3	0.8±0.1
UF25/39/13A	1	24.8±0.7	20.0+0/-1.0	13.0+0/-0.5		8.2±0.3	11.0+0.5/-0
UF25/23.9/12.8	1	25±0.5	11.95±0.25	12.75±0.25		8.25±0.25	4.75±0.15
UF25.4/38/6.4	1	25.4±0.75	19+0.15/-0.1	6.35±0.25		12.45min	12.55min
UF25.5/9/19A	1	25.5±0.4	4.5±0.15	19±0.3	4±0.15	17.5±0.4	1.6±0.15
UF25.8/29.5/15.8	1	25.8±0.5	14.75±0.25	15.75±0.25		9.25±0.25	6.7±0.2
UF27/58/10B	1	27.2±0.3	29±0.25	10±0.2		14min	22.5±0.25
UF28/43/6	3	27.8±0.3	21.3±0.2	5.5±0.2	3.6±0.15	7.8±0.3	14.7±0.2
UF28/35/6.5	1	28±0.6	17.5±0.15	6.5±0.25		14.6min	11±0.2
UF30.8/50.6/16	1	30.8±1.2	25.3±0.6	16±0.4	10.2±0.2	10.4±0.6	15.15±0.25
UF30.8/52.8/26.1A	1	30.8±1.2	26.4±0.6	26.5+0/-0.8	10.2±0.2	10.4±0.4	16+0.5/-0
UF32.5/56/13A	1	32.5±0.3	27.8±0.25	12.5+0.15/-0.25	9.5±0.15	13.3min	18.2±0.2
UF33/44/10	1	33+0/-0.8	22+0/-0.4	10+0/-0.6		11.4+0.8/-0	12.5+0.4/-0
UF33/49/14.5	1	33.6+0/-0.8	24.5+0/-0.4	14.5+0/-0.6		12+0.8/-0	12.5+0.4/-0
UF34/39/13	3	33.7±0.6	19.6±0.2	12.7±0.3	8.8±0.3	8.3±0.5	11.3±0.3
UF35/67/10	1	35±0.4	33.6±0.25	10±0.2		19±0.3	25.6±0.25
UF36.3/22/3	1	36.3±0.5	11±0.5	3±0.2		28.1±0.5	7.4±0.25
UFD37.1/40.6/12.7	3	37.1±0.55	20.3±0.15	12.7±0.3	8.8±0.3	11.7±0.3	11.9±0.15

UF 型 / UF Core

型号 TYPE	图例 FIG.	参数 Parameters C1	Ae	Le	Ve	AL(Ref)* TP4A	TPW33	重量(Ref) g /PRS
UF20.6/12/20A	2	0.72	67.82	48.75	3306.10	3100	3890	16.80
UF22.8/23/7	1	0.50	93.88	46.70	4384.80	4550	5800	12.50
UF23/31/5B	1	2.98	27.69	82.63	2288.10	830	1050	11.00
UF23.2/12.6/21	1	0.34	122.50	41.67	5104.30	5960	7390	22.88
UF25/39/13A	1	0.83	105.61	87.40	9229.90	3000	3900	45.00
UF25/23.9/12.8	1	0.60	98.93	59.77	5912.60	3620	4590	31.56
UF25.4/38/6.4	1	2.47	39.19	96.66	3788.10	1030	1340	19.02
UF25.5/9/19A	1	0.72	58.37	51.64	3014.30	2430	3060	15.10
UF25.8/29.5/15.8	1	0.55	128.74	70.94	9132.20	4360	5590	48.00
UF27/58/10B	1	2.15	64.60	139.00	8982.00	1250	1600	46.20
UF28/43/6	3	2.07	47.27	97.86	4625.70	1050	1300	19.90
UF28/35/6.5	1	2.26	41.87	94.66	3963.40	1150	1450	9.00
UF30.8/50.6/16	1	0.70	162.94	113.37	18471.70	3850	5000	96.00
UF30.8/52.8/26.1A	1	0.44	265.81	117.77	31302.80	5950	7800	161.00
UF32.5/56/13A	1	1.10	118.25	129.92	15362.70	2400	3150	74.10
UF33/44/10	1	1.09	95.66	104.70	10015.60	2190	2860	51.14
UF33/49/14.5	1	0.72	153.60	109.90	16880.60	3520	4600	86.54
UF34/39/13	3	0.94	103.04	97.33	10029.00	2700	3500	62.60
UF35/67/10	1	2.07	80.00	165.53	13242.60	1300	1750	19.90
UF36.3/22/3	1	8.60	11.27	97.57	1099.70	300	380	5.52
UFD37.1/40.6/12.7	3	1.04	109.32	113.57	12415.60	2470	3240	63.14

*-Al为磁心对应参考值，具体规格以双方签订承认书为准；AL测试条件：1kHz 0.3V 10Ts；AL单位：nH/N2

*-图例仅展示产品形状，具体细节以实物或以双方签订承认书为准。

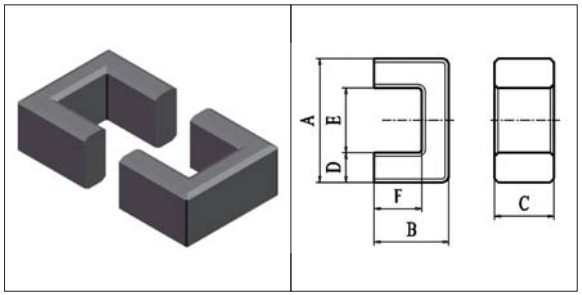

FIG.1

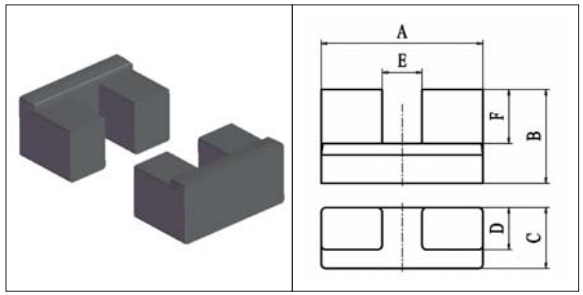

FIG.3

UF 型 / UF Core

型号 TYPE	图例 FIG.	尺寸 Dimensions (mm) A	B	C	D	E	F
UF39.6/36.6/27.9B	1	39.62±1.01	18.29±0.2	27.94±0.64		11.94±0.3	4.95±0.2
UF40/49/16	3	40.3±0.4	24.6±0.2	16.3±0.3	12.2±0.3	12.3±0.4	14±0.3
UF44/52/10	1	44±0.6	26+0/-0.3	10.5+0/-0.5		17±0.5	13.7+0.3/-0
UF44/69/19	1	44±0.6	34.5+0/-0.5	19+0/-0.5		17±0.5	21±0.3
UF45.2/50/17	1	45.2±0.6	25±0.25	17±0.25		11.2±0.5	12.5±0.2
UF46/79/28A	1	46±0.5	39.5±0.5	28±0.5	14±0.3	18±0.5	25.4±0.5
UF52/38/33	1	52±0.7	19±0.2	33±0.5		18±0.7	2±0.2
UF59/67/15E	1	59.3±0.6	33.5±0.15	15.1+0.3/-0.4	9.75min	38.5min	23.5±0.25
UF80/129/31.5A	1	80±1.5	64.5±1.25	31.5±1		35min	42.5±0.75
UF128/156/29A	1	128±2	78±1.2	29±0.6	28±0.5	72±2	50±0.8

UF 型 / UF Core

型号 TYPE	图例 FIG.	参数 Parameters C1	Ae	Le	Ve	AL(Ref)* TP4A	TPW33	重量(Ref) g /PRS
UF39.6/36.6/27.9B	1	0.23	379.24	86.36	32749.60	10900	14120	178.00
UF40/49/16	3	0.58	202.92	117.80	23903.80	4200	4800	115.00
UF44/52/10	1	0.98	131.35	129.16	16964.50	2600	3350	92.00
UF44/69/19	1	0.65	248.44	160.63	39906.40	4250	5600	202.00
UF45.2/50/17	1	0.46	252.00	118.00	29625.00	5600	7400	152.00
UF46/79/28A	1	0.46	392.89	181.74	71403.40	5900	7800	360.00
UF52/38/33	1	0.17	561.00	97.41	54644.80	14810	19300	301.49
UF59/67/15E	1	1.35	151.31	203.77	30832.40	2050	2700	147.00
UF80/129/31.5A	1	0.44	698.16	310.50	216779.40	6400	8500	989.00
UF128/156/29A	1	0.53	812.01	431.97	350764.80	5400	7200	1732.60

*-Al为磁心对应参考值，具体规格以双方签订承认书为准；AL测试条件：1kHz 0.3V 10Ts；AL单位：nH/N2

*-图例仅展示产品形状，具体细节以实物或以双方签订承认书为准。

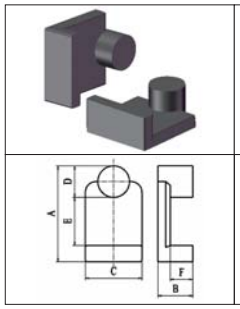

FIG.1

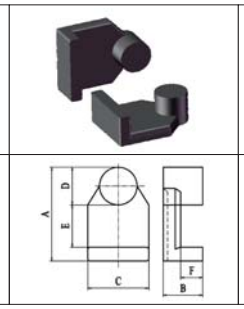

FIG.2

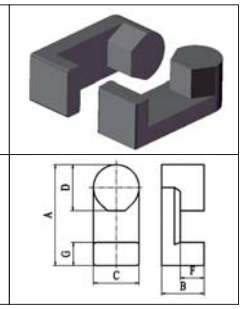

FIG.3

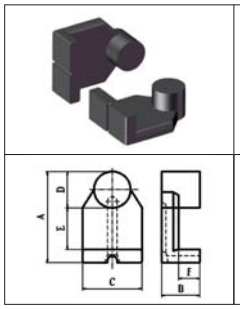

FIG.4

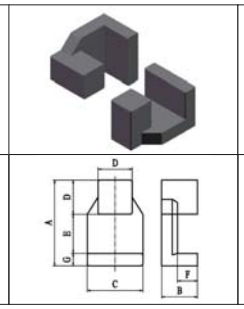

FIG.5

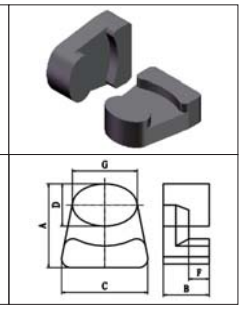

FIG.6

URS 型 / URS Core

型号 TYPE	图例 FIG.	尺寸 Dimensions (mm) A	B	C	D	E	F	G
URS9.3/11/9.5	6	9.3±0.15	5.5±0.1	9.45±0.15	4.7±0.15		2.0±0.15	7.1±0.15
URS13.6/9/8A	1	13.5+0.3/-0.2	4.35±0.15	8+0.2/-0.15	4.5±0.15	6.5min	2.55+0.15/-0.1	2.3+0.1/-0.15
URS13.6/11.1/13	4	13.6±0.3	5.55±0.1	13±0.3	7.6±0.2	7.2±0.2	1.95±0.15	
URS14.8/10/11.9	6	14.8±0.3	5±0.1	11.9±0.2	6±0.2		1.5±0.15	9±0.2
URS17	2	16.7±0.3	5.15±0.2	6.0±0.2	4.0±0.2	10.7±0.3	3.15±0.2	2.0±0.2
URS18	1	18.0±0.5	11.0±0.3	11.0±0.3	7.5±0.2	6.15min	7.5±0.3	4.0±0.2
URS18.5	3	18.5±0.5	11.4±0.3	10±0.3	7±0.3	7.0min	7.4±0.4	
URS18.5E	2	18.5±0.5	11.4±0.3	10±0.3	7±0.3	7.0min	7.4±0.3	
URS18.8	3	18.8±0.2	14.5±0.2	8.5±0.2	8.55±0.2	4.3±0.2	7.0±0.25	
URS19.8	2	19.85±0.4	11.8±0.2	13.05±0.3	8±0.15	8.85±0.4	8.6±0.2	
URS25	1	25.25±0.4	10.0±0.2	19.8±0.3	9.5±0.2	12.0min	6.5+0.3/-0.2	
URS25A	4	25.25±0.4	11.4±0.2	19.8±0.3	9.5±0.2	12.0min	7.9±0.25	
URS26.2	5	26.2±0.35		20±0.3	10±0.2	10.8min	11.1+0.25/-0	5±0.2

URS 型 / URS Core

型号 TYPE	图例 FIG.	参数 Parameters C1	Ae	Le	Ve	AL(Ref)* TP4A	TPW33	重量(Ref) g /PRS
URS9.3/11/9.5	6	0.88	28.72	25.26	725.40	1840	2200	3.40
URS13.6/9/8A	1	2.50	13.40	34.00	462.00	780	980	2.32
URS13.6/11.1/13	4		43.31	25.02	1083.8		3700	3.55
URS14.8/10/11.9	6	0.68	41.60	28.10	1169.00	2790	3370	6.00
URS17	2	3.90	10.90	42.80	468.10	550	700	2.60
URS18	1	1.50	39.70	59.36	2361.50	1580	1950	10.50
URS18.5	3	1.6	37.5	61.4	2301.0	1300		10.5
URS18.5E	2	1.60	37.50	61.40	2301.00	1350	1800	10.50
URS18.8	3	1.77	42.20	74.90	3160.70	1250	1650	15.60
URS19.8	2	1.52	42.96	65.17	2799.70	1580	1900	13.90
URS25	1	1.2	61.9	73.4	4537.2	2200		23.2
URS25A	4	1.30	62.50	78.80	4926.80	1960	2500	25.20
URS26.2	5	0.95	91.00	86.20	7847.00	2600	3400	43.10

*-Al为磁心对应参考值，具体规格以双方签订承认书为准；AL测试条件：1kHz 0.3V 10Ts；AL单位：nH/N2

*-图例仅展示产品形状，具体细节以实物或以双方签订承认书为准。

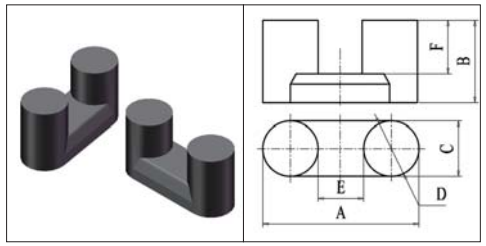

FIG.1

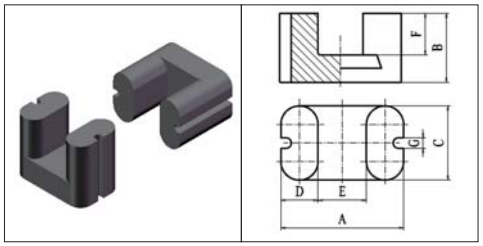

FIG.2

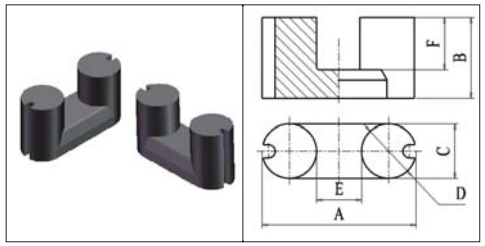

FIG.3

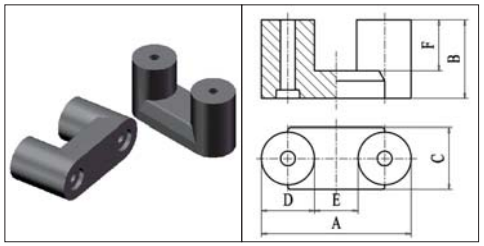

FIG.4

UY 型 / UY Core

型号 TYPE	图例 FIG.	尺寸 Dimensions (mm) A	B	C	D	E	F
UY13.1/8/3.6	2	13.1±0.2	4±0.1	3.6±0.1	3.6±0.1	5.9±0.2	1.6±0.15
UY26.5/44/8A	1	26.5±0.5	22.0±0.2	7.5±0.3	7.5±0.3	11.5±0.5	16.0±0.25
UY26.5/32/10A	1	26.54±1.01	15.88+0.24/-0.26	9.4±0.25		7.75+0.5/-0.51	10.03±0.25
UY39/51/12D	1	38.55±0.5	25.6+0.25/-0.15	11.8±0.3	11.8±0.25	14.95±0.5	16.4+0.25/-0.15
UY47/50/12	1	46.7±1	25.2±0.2	12±0.3		21.7min	16±0.5
UY48/46/15B	1	48.8max	28.0±0.3		15±0.3	16.75min	16.0±0.3
UY52.5/80/32	2	52.5±1	40±0.3	32±0.6	16±0.3		25.5±0.5
UY58.8/71.6/17	3	58.76±0.9	35.8±0.2	17±0.3		25.5±0.9	21.9±0.2
UY64.5/68/24	1	64.5±1	34±0.2	24±0.4	20±0.4	24.5±0.6	20.9±0.3
UY64.5/81/24	4	64.5±1	40.5±0.2	24±0.4	20±0.4	24.5±0.6	27.4±0.3

UY 型 / UY Core

型号 TYPE	图例 FIG.	参数 Parameters C1	Ae	Le	Ve	AL(Ref)* TP4A	TPW33	重量(Ref) g /PRS
UY13.1/8/3.6	2	3.22	9.11	29.37	267.60	600		1.28
UY26.5/44/8A	1	2.07	51.88	107.27	5565.10	1200	1550	24.50
UY26.5/32/10A	1	1.24	63.44	78.96	5009.04	2000	2500	12.00
UY39/51/12D	1	1.19	109.00	129.78	14145.50	2100	2850	82.00
UY47/50/12	1	1.12	125.99	140.79	17738.50	2000	2850	80.00
UY48/46/15B	1	0.80	177.94	141.85	25241.38	3150	4200	148.00
UY52.5/80/32	2	0.43	445.80	190.80	85058.60	6000	8400	449.99
UY58.8/71.6/17	3	0.89	220.41	196.45	43300.40	2960	3960	207.84
UY64.5/68/24	1	0.57	305.52	172.75	52777.10		5000	278.10
UY64.5/81/24	4	0.72	315.08	228.23	71912.00	3870	5190	345.18

*-Al为磁心对应参考值，具体规格以双方签订承认书为准；AL测试条件：1kHz 0.3V 10Ts；AL单位：nH/N2

*-图例仅展示产品形状，具体细节以实物或以双方签订承认书为准。

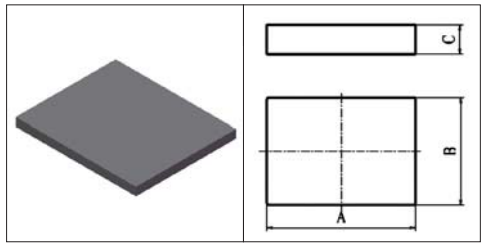

FIG.1

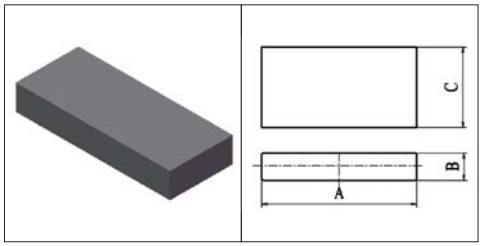

FIG.2

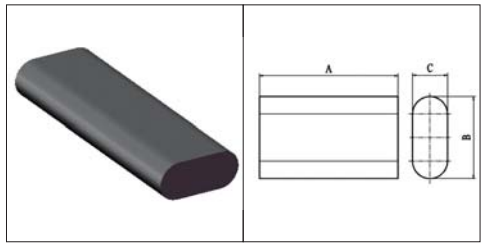

FIG.3

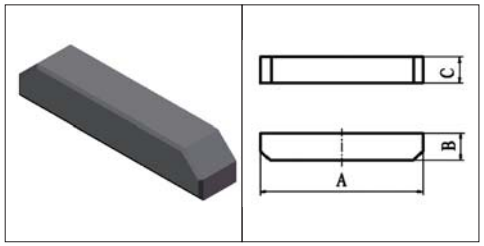

FIG.4

I型 / I Core

型号 TYPE	图例 FIG.	尺寸 Dimensions (mm) A	B	C	重量(Ref) g /PRS
I4.3/3.8/1	1	4.34+0.11/-0.12	3.77±0.09	1.01+0.08/-0.07	0.10
I10/4.8/2.5	2	10±0.2	4.75±0.15	2.45±0.15	0.56
I10.7/9.2/5.2A	1	10.65±0.35	9.2±0.3	5.21±0.05	2.45
I10/7/2.3	1	10±0.2	7±0.15	2.3±0.1	0.77
I110/6/5	1	110±1.5	5±0.2	6±0.3	15.84
I12/10.5/6	1	12±0.3	10.5±0.2	6±0.05	3.63
I12.8/8.4/6.3	2	13+0/-0.5	8.4±0.35	6.3±0.05	3.23
I12.8/8.7/1.1B	1	12.8+0.2/-0.3	8.7±0.25	1.1±0.1	0.59
I14.5/9.5/8.5B	1	14.5±0.3	9.5±0.2	8.5±0.1	5.62
I14.6/9.4/1.8	1	14.6±0.25	9.4+0/-0.3	1.8±0.1	1.17
I15/8/8A	1	15±0.3	8±0.2	8±0.1	4.61
I15.8/8.4/6.3	2	15.75±0.25	8.4±0.3	6.3±0.1	3.99
I16/13/8	1	16±0.3	13±0.2	8±0.05	7.99
I17/10/2	1	17±0.4	10±0.2	2±0.1	1.63
I17.8/2.5/1.5A	4	17.8+0.2/-0.5	2.5±0.25	1.4+0.3/-0.1	0.32
I18/10/2E	1	18±0.35	10.0±0.2	2±0.1	1.73
I18.2/13/1.6	1	18.2±0.3	13±0.2	1.6±0.1	1.82
I20/5/2.3A	1	20±0.3	5±0.2	2.3±0.15	1.10
I20.5/2.9/2	4	20.5±0.5	2.9±0.25	2±0.2	0.60
I21.8/10/2.2	1	21.8±0.3	10±0.15	2.2±0.1	2.30
I21.8/15.8/2.5D	1	21.8±0.4	15.8±0.3	2.5±0.15	4.13

I型 / I Core

型号 TYPE	图例 FIG.	尺寸 Dimensions (mm) A	B	C	重量(Ref) g /PRS
I21.8/8/2.5	1	21.8±0.4	8±0.3	2.5±0.1	2.09
I21/12.8/1.9	1	21±0.3	12.8±0.2	1.9±0.1	2.45
I22/6/4B	1	22.0±0.6	6.0+0/-0.5	4.0±0.3	2.43
I25/8/3.5A	3	25±0.5	8±0.2	3.5±0.1	3.17
I25/25/2	1	25±0.4	25±0.4	2±0.1	6.00
I27.9/12.7/8.9	1	27.94±0.42	12.7±0.2	8.89±0.15	15.14
I28.6/15.5/5.5	1	28.6±0.5	15.5±0.25	5.5±0.1	11.70
I30/30/2	1	30±0.45	30±0.45	2±0.1	8.82
I30.5/10.7/4.5	1	30.5±0.6	10.7±0.3	4.5±0.2	7.05
I30.6/22.7/4.5	1	30.6±0.4	22.7±0.3	4.5±0.15	15.00
I31/22.5/10	1	30.5±0.5	22.6±0.5	10±0.4	33.09
I32/20/3	1	31.75±0.64	20.32±0.4	3.18±0.2	9.85
I32/21/2.4A	1	32±0.6	21±0.4	2.4±0.1	7.74
I35.5/35.5/5	1	35.5±0.7	35.5±0.7	5±0.15	30.25
I35/6/2.5	1	35±0.5	6±0.3	2.5±0.2	2.52
I37.1/37.1/5	1	37.1±0.7	37.1±0.7	5±0.15	33.03
I39.2/38.2/5	1	39.2±0.7	38.2±0.7	5±0.15	35.94
I40/10/5A	2	40±0.5	10±0.5	5±0.5	9.50
I40/11.7/7.5	1	40±0.8	12+0/-0.6	7.5±0.3	16.85
I40/12/2.5A	3	40±0.8	12±0.3	2.5±0.2	5.90
I41/6/2.5A	1	41±0.5	6±0.2	2.5±0.1	2.95

*-Al为磁心对应参考值，具体规格以双方签订承认书为准；AL测试条件：1kHz 0.3V 10Ts；AL单位：nH/N2

*-图例仅展示产品形状，具体细节以实物或以双方签订承认书为准。

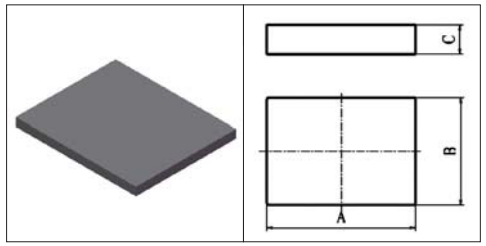

FIG.1

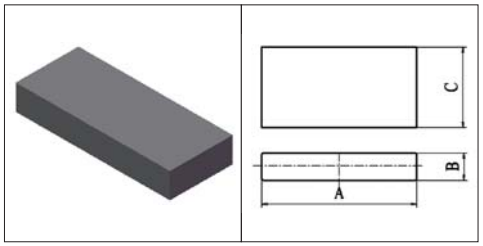

FIG.2

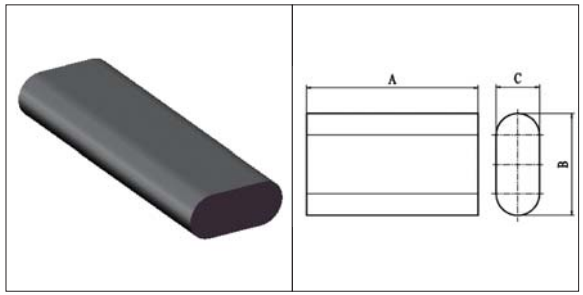

FIG.3

I 型 / I Core

型号 TYPE	图例 FIG.	尺寸 Dimensions (mm) A	B	C	重量(Ref) g /PRS
I42.5/41.5/1.3	1	42.5±0.6	41.5±0.6	1.3±0.15	11.01
I44/11/10.4A	1	44±1.1	10.4±0.3	11±0.1	24.16
I44/29.8/10.4A	1	44±1.1	10.4±0.3	29.8±0.1	65.46
I45/40/12	1	45±0.5	40±0.5	12±0.3	103.68
I48/32/8	2	48±0.6	32±0.5	8±0.2	57.75
I49.5/15/3.5	2	49.5+0/-0.5	15+0/-0.4	3.5+0/-0.2	12.35
I50/10/3	2	50±1.5	10±0.2	3±0.4	6.97
I50/11/2.8	3	50+0.2/-0.8	11+0/-0.3	2.8+0.04/-0.15	6.85
I50/11/5	1	50+0.5/-0.3	11.4±0.1	5±0.2	13.71
I50/12/2.5	3	50±0.8	12±0.3	2.5±0.2	7.30
I50/12/2.8	3	50+0.2/-0.8	12+0/-0.3	2.8+0.04/-0.15	7.50
I50/12/3E	2	50±0.5	12±0.3	3±0.1	8.64
I50/33/3	2	50±0.7	33±0.5	3±0.2	23.50
I50/50/10	1	50±0.8	50±0.8	10±0.2	120.00
I52/37/3	1	52±0.7	37±0.55	3±0.15	27.71
I53/53/17.7	1	53±0.7	53±0.7	17.7±0.15	238.65
I56/22/3	2	56±0.5	22±0.5	3±0.15	17.70
I58.8/10/3B	1	58.8+0.3/-1.3	10+0.1/-0.3	3+0.1/-0.15	8.31
I59/9/4	2	59±0.5	9+0/-0.3	4±0.1	10.11
I60/12/2.5C	1	60±0.4	12±0.2	2.5±0.15	8.64
I60/12/2.5	3	60±0.8	12±0.3	2.5±0.2	8.80

I 型 / I Core

型号 TYPE	图例 FIG.	尺寸 Dimensions (mm) A	B	C	重量(Ref) g /PRS
I60/15.6/8.3	2	60.0±0.8	15.6±0.4	8.3±0.3	37.29
I60.8/6/6	2	60.8±0.9	6±0.1	6±0.1	10.10
I63/7/2	2	63±0.5	7±0.15	2±0.1	4.13
I64/13/5B	2	64.5+0.5/-1.5	13±0.3	5±0.2	20.00
I64.5/50.8/5.1	1	64±1.3	50.8±1	5.08±0.13	79.28
I66/10/3	2	66±1.5	10±0.4	3±0.2	9.33
I68/7/2.9B	1	68.05+0.6/-0.5	7±0.2	2.9±0.15	6.64
I70/13/4	2	69.7+0/-0.4	13+0/-0.4	4+0/-0.2	17.47
I70/70/17.5	1	70±2	70±2	17.5±0.5	411.60
I70/11/2.8	2	70+0.4/-1	11+0/-0.4	2.8+0.05/-0.25	9.50
I70/12/3D	2	70±0.6	12±0.3	3±0.1	12.09
I70/13/4A	2	70±1	13±0.3	4±0.15	17.47
I70/50/12	1	70±1.05	50±0.75	12±0.3	201.51
I72/64/12A	1	72±1.8	64±1.5	12±0.3	265.00
I75/14.7/4.9	1	75±1.1	14.9+0/-0.5	5+0/-0.3	25.58
I75.5/14.8/5.8	2	75.5±1.5	14.8±0.5	5.8±0.2	30.76
I75.5/14.8/5.8	1	75.5±1.5	14.8±0.5	5.8±0.2	31.11
I78/10/5	2	78±1.2	10±0.35	5±0.35	18.37
I79/24/4	2	79.15±0.85	23.5±0.5	4.0±0.2	35.71
I80/12/3D	2	80±0.8	12±0.3	3±0.1	13.82
I82/6.3/3	2	82±1.2	6.3±0.25	3±0.1	7.00

*-Al为磁心对应参考值，具体规格以双方签订承认书为准；AL测试条件：1kHz 0.3V 10Ts；AL单位：nH/N2

*-图例仅展示产品形状，具体细节以实物或以双方签订承认书为准。

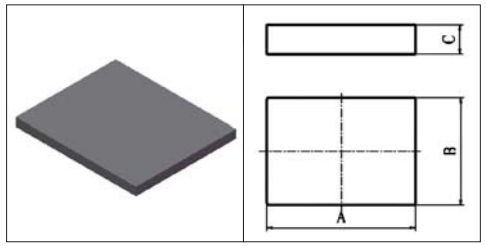

FIG.1

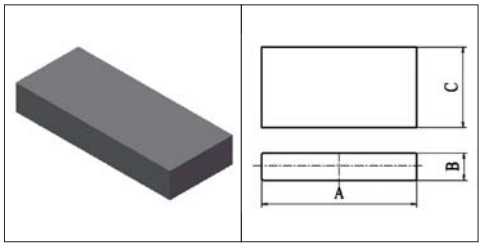

FIG.2

I型 / I Core

型号 TYPE	图例 FIG.	尺寸 Dimensions (mm) A	B	C	重量(Ref) g /PRS
I84.2/14.7/4.9	2	84.2±0.8	14.9+0/-0.5	5+0/-0.3	28.34
I84.2/14.7/4.9	1	84.2±0.8	14.9+0/-0.5	5+0/-0.3	28.72
I85/12.5/4A	1	85±0.8	12.5±0.2	4±0.15	20.40
I85.7/37.3/4.83	2	85.725±1.835	37.34±0.76	4.826±0.051	72.50
I86/14.7/4.9A	2	86±0.2	14.7±0.3	4.9±0.15	28.94
I86/14.7/4.9	2	86±0.85	14.9+0/-0.5	5+0/-0.3	28.94
I88/13/3	2	88±0.2	13±0.2	3±0.1	16.10
I90/8/3.9	2	90±1.2	8±0.3	3.85±0.2	13.60
I99.5/12/5	1	99.5±1.5	12±0.25	5+0/-0.4	27.51
I120/6/4	1	120±1.5	6±0.3	4+0.2/-0.1	14.34
I120/72/30	1	120±1.5	72±1	30±0.15	1244.16
I120/8/4B	1	120±1.2	8±0.25	4±0.15	18.43

锰锌高μ_i铁氧体磁心
规格与尺寸

MnZn High Permeability Ferrite Cores Specifications and Dimensions

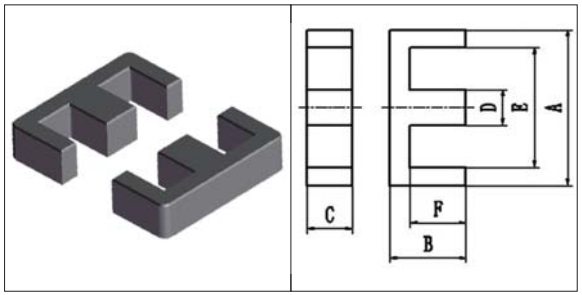

FIG.1

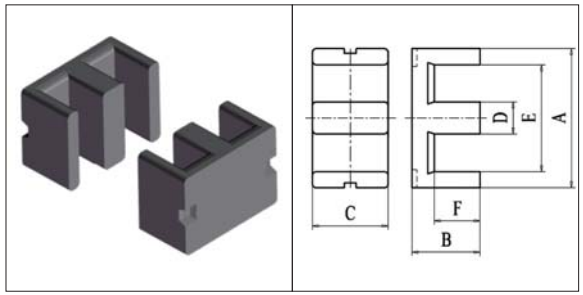

FIG.2

EE 型 / EE Core

型号 TYPE	图例 FIG.	尺寸 Dimensions (mm) A	B	C	D	E	F
EE5/5/2J	1	5.25±0.15	2.65±0.1	1.95±0.1	1.35±0.1	3.8min	2±0.1
EE6.3/6/2B	1	6.3+0/-0.25	2.9±0.1	2.0±0.1	1.4±0.1	3.6min	1.9±0.1
EE8.3/10.8/3.9	1	8.3+0.25/-0.2	5.4±0.15	3.85±0.15	2.1±0.1	6.2+0.35/-0	4.4±0.15
EE8.3/8/4AA	1	8.3±0.3	4.0±0.2	3.9±0.2	2.0+0/-0.3	6.0min	3.0+0.2/-0.1
EE8.3/8/4CC	1	8.3+0.2/-0.3	4±0.2	3.9±0.15	2.15+0.05/-0.15	6.3min	3+0.2/-0.1
EE8.8/8.1/3.9	1	8.7+0.3/-0.2	4+0.2/-0.1	3.9±0.1	2.1±0.1	6.6+0.35/-0	3+0.2/-0.1
EE8.3/11.3/3.5A	1	8.3±0.2	5.65±0.1	3.5±0.1	2.15±0.1	6.3±0.2	4.65±0.1
EE9/13/3.75	1	9±0.4	6.5±0.1	3.75±0.15	2.35±0.15	5.75min	4.75±0.15
EE10.2/13.1/4.8	1	10.2±0.2	6.55±0.1	4.8±0.15	2.4±0.15	7.85±0.2	5.35±0.15
EE10/11/5H	1	10.2±0.3	5.5±0.2	4.8±0.3	2.5±0.2	7.5min	4.3±0.2
EE10.8/13.8/4.8A	1	10.8±0.2	6.9±0.1	4.75±0.15	2.45±0.15	8.5±0.2	5.4±0.15
EE11/12/3A	1	11±0.25	6±0.15	3.1±0.2	2.5±0.2	7.6±0.25	3.85±0.15
EE11.4/12.8/3.9	1	11.4±0.3	6.4±0.2	3.85±0.2	2.8±0.15	8.6±0.3	4.95±0.2
EE11.5/14.8/5	1	11.5±0.2	7.4±0.1	5±0.15	2.55±0.1	8.4±0.15	5.4±0.15
EE12/13/3.7	1	12+0.3/-0.2	6.5+0.15/-0.2	3.65±0.15	2.7±0.1	8.4+0.5/-0	4.9±0.2
EE12.5/13/4BX	1	12.6+0.5/-0.4	6.3+0.1/-0.2	3.6±0.2	3.65±0.15	8.8min	4.65+0.15/-0.2
EE12.5/13/4T	1	12.6+0.5/-0.4	6.4±0.2	3.6±0.2	3.65±0.15	8.8min	4.65±0.25
EE12.7/14.4/5.5	1	12.7±0.3	7.2+0.1/-0.2	5.5+0.1/-0.15	1.9±0.2	7.3+0.4/-0	4.7+0.1/-0.2
EE13/12/6B	1	13.0±0.4	6.0±0.3	5.9±0.3	2.8+0/-0.4	9.8min	4.6±0.3
EE13.1/13.9/3.6A	1	13.1±0.35	6.95±0.15	3.6±0.2	3.6±0.2	9.45min	5±0.15
EE13.1/14.3/3.6	1	13.13±0.2	7.13±0.2	3.55±0.2	3.53±0.15	9min	5.11±0.15

EE 型 / EE Core

型号 TYPE	图例 FIG.	参数 Parameters C1	Ae	Le	Ve	AL(Ref)* TS5	TS10(镜面)	重量(Ref) g /PRS
EE5/5/2J	1	4.93	2.57	12.66	32.50	400	1140	0.24
EE6.3/6/2B	1	3.50	3.53	12.34	43.60	480	1310	0.20
EE8.3/10.8/3.9	1	3.22	7.76	25.01	194.10	920	1790	1.00
EE8.3/8/4AA	1	2.63	7.46	19.63	146.50	1050	1790	0.80
EE8.3/8/4CC	1	2.70	7.21	19.47	140.40	1050	1790	0.73
EE8.8/8.1/3.9	1	2.54	7.89	20.03	158.00	1150	2080	0.82
EE8.3/11.3/3.5A	1	3.61	7.19	25.92	186.40	840	1970	0.94
EE9/13/3.75	1	2.67	10.12	27.08	274.00	1010	2350	1.53
EE10.2/13.1/4.8	1	2.68	11.43	30.60	349.70	1360	2330	1.80
EE10/11/5H	1	2.25	11.69	26.30	307.40	1500	2500	1.60
EE10.8/13.8/4.8A	1	2.68	11.8	31.6	372.9	1380	2000min	0.95
EE11/12/3A	1	2.61	9.63	25.16	242.30	1250	2260	1.30
EE11.4/12.8/3.9	1	2.76	10.88	30.07	327.20	1300	2260	1.70
EE11.5/14.8/5	1	2.15	14.9	32.0	476.8	1730	2500min	1.01
EE12/13/3.7	1	2.67	11.27	30.10	339.20	1230	2830	1.69
EE12.5/13/4BX	1	2.38	12.36	29.38	363.10	1500	2560	1.90
EE12.5/13/4T	1	2.33	12.72	29.67	377.40	1530	2670	1.96
EE12.7/14.4/5.5	1	1.71	14.56	24.92	362.9	1920	2850min	1.76
EE13/12/6B	1	1.88	16.08	30.28	487.00	1900	3330	2.50
EE13.1/13.9/3.6A	1	2.49	12.79	31.85	407.40	1500	2560	2.12
EE13.1/14.3/3.6	1	2.39	13.36	31.93	426.60	1420	3230	2.57

*-Al为磁心对应参考值，具体规格以双方签订承认书为准；AL测试条件：1kHz 0.3V 10Ts；AL单位：nH/N2

*-图例仅展示产品形状，具体细节以实物或以双方签订承认书为准。

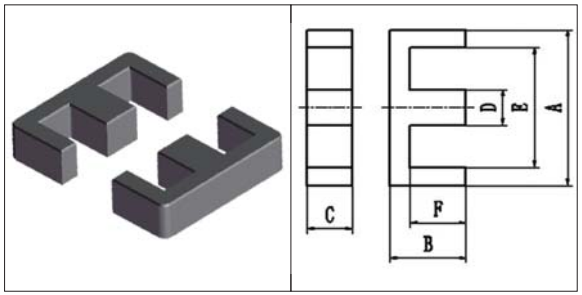

FIG.1

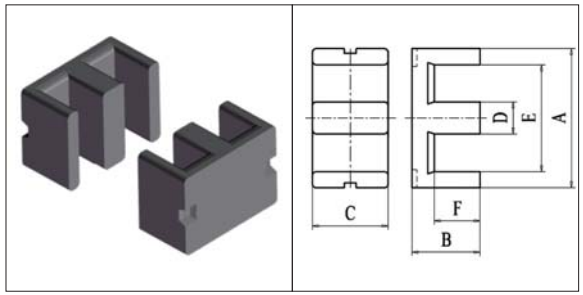

FIG.2

EE 型 / EE Core

型号 TYPE	图例 FIG.	尺寸 Dimensions (mm) A	B	C	D	E	F
EE13.3/12.3/6.2	1	13.3±0.3	6.15±0.2	6.15±0.2	2.6±0.2	10.1min	4.75±0.15
EE16/15/5CP	1	16.0±0.4	7.3±0.3	5.1+0/-0.5	4.0±0.2	11.7min	5.2+0.3/-0
EE16/16/5A	1	16.+0.7/-0.5	8.2+0/-0.3	4.7+0/-0.4	4.7+0/-0.3	11.3+0.6/-0	5.7+0.4/-0
EE16/16/5AC	1	16±0.3	8.3+0/-0.3	4.5±0.2	4.5±0.2	11.45+0.7/-0	6.0±0.2
EE16/16/5B	1	16±0.5	8.1±0.3	4.5±0.3	4.5±0.2	11.4min	5.9±0.3
EE16.2/20/4.7	1	16.2±0.25	10±0.15	4.7+0.1/-0.2	4.7+0.1/-0.2	11.3+0.4/-0	7.6±0.15
EE16.3/25/4.7	1	16.4+0.2/-0.4	12.45+0.2/-0.15	4.8+0/-0.3	4.15±0.15	12.2min	10.45+0.2/-0.15
EE16.5/13/9	1	16.48±0.3	6.5+0.1/-0.25	9±0.2	3.18+0/-0.3	9.78min	4+0.4/-0
EE16/25/5E	1	16.8±0.2	12.5±0.3	4.85±0.2	4.0±0.15	12.5min	10.3±0.3
EE17.5/15/4.9	1	17.5±0.3	7.5±0.2	4.9±0.2	4.7±0.15	12.7min	5.3±0.15
EE19/16/5A	1	19±0.4	8±0.3	5+0.1/-0.5	5+0/-0.5	13.8min	5.6+0.4/-0.1
EE19/27/5E	1	19.0±0.4	13.6±0.3	5.1+0/-0.5	5.1+0/-0.5	13.5min	11.3±0.3
EE20/19.8/5.7C	1	20±0.6	9.9±0.2	5.7±0.25	5.7±0.2	14.8min	7.2±0.2
EE20/20/6EO	1	20±0.35	10.1+0/-0.3	5.9+0/-0.3	5.9+0/-0.4	14.6min	7+0.4/-0
EE20/20/6F	1	20.0±0.6	9.9±0.2	5.7±0.25	5.7±0.2	14.1min	7.2±0.2
EE20/22/6C	1	20±0.4	10.95±0.15	5.7±0.2	5.65±0.15	14.6±0.3	8.25±0.15
EE20/20/5	1	20.4±0.4	10±0.2	5.1±0.25	5.1±0.2	13min	6.9±0.2
EE20.4/18.9/10.8	1	20.4+0.35/-0.2	9.45+0/-0.4	10.75±0.2	5.9+0/-0.4	14.6+0.6/-0	6.4±0.2
EE20.5/21.4/7B	1	20.5±0.3	10.7±0.3	7±0.3	6±0.2	14.5±0.3	7±0.2
EE21/15.8/3.8	1	21±0.3	7.9±0.1	3.8±0.15	4.2±0.2	9.6+0.3/-0.2	4.4±0.15
EE21.8/12.9/15.8	2	21.8±0.4	6.45±0.15	15.8+0.2/-0.3	5±0.1	16.8±0.4	3.95±0.15

EE 型 / EE Core

型号 TYPE	图例 FIG.	参数 Parameters C1	Ae	Le	Ve	AL(Ref)* TS5	TS10(镜面)	重量(Ref) g /PRS
EE13.3/12.3/6.2	1	1.84	16.94	31.10	526.80	2000	3450	2.74
EE16/15/5CP	1	1.87	19.08	35.66	680.40	1800	3570	3.56
EE16/16/5A	1	1.84	20.29	37.46	760.10	1850	3690	3.95
EE16/16/5AC	1	1.95	19.48	38.06	741.50	1750	3510	3.86
EE16/16/5B	1	1.94	19.42	37.77	733.60	1750	3510	3.80
EE16.2/20/4.7	1	2.04	21.87	44.69	977.30	1800	3570	5.10
EE16.3/25/4.7	1	3.06	18.45	56.45	1041.50	1350	2500	5.40
EE16.5/13/9	1	0.80	35.61	28.63	1019.50	3650	7620	5.30
EE16/25/5E	1	2.83	19.96	56.48	1127.30	1450	2740	5.86
EE17.5/15/4.9	1	1.65	22.20	36.55	811.30	2050	4050	4.22
EE19/16/5A	1	1.77	22.46	39.71	891.90	1950	3930	4.64
EE19/27/5E	1	2.60	23.69	61.69	1461.40	1650	3000	7.60
EE20/19.8/5.7C	1	1.58	29.31	46.40	1360.00	2350	4580	7.10
EE20/20/6EO	1	1.50	30.96	46.47	1438.70	2500	4760	7.48
EE20/20/6F	1	1.49	31.13	46.32	1441.90	2500	4760	7.50
EE20/22/6C	1	1.61	31.28	50.51	1579.90	2400	4640	8.20
EE20/20/5	1	1.49	30.08	44.75	1346.20	2500	4820	7.00
EE20.4/18.9/10.8	1	0.73	60.47	44.42	2686.1	5800	8200min	6.89
EE20.5/21.4/7B	1	1.06	44.29	46.73	2069.70	3600	6900	10.80
EE21/15.8/3.8	1	1.37	21.94	30.07	659.7	2600	6300min	2.64
EE21.8/12.9/15.8	2	0.45	78.75	35.45	2791.7	8600	3150min	7.25

*-Al为磁心对应参考值，具体规格以双方签订承认书为准；AL测试条件：1kHz 0.3V 10Ts；AL单位：nH/N2

*-图例仅展示产品形状，具体细节以实物或以双方签订承认书为准。

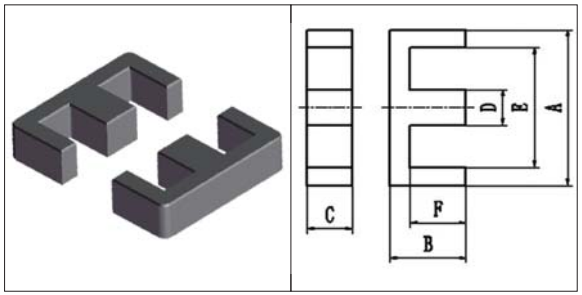

FIG.1

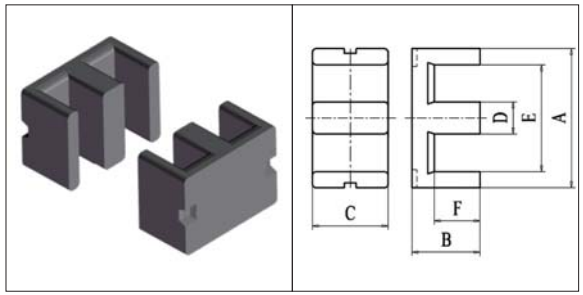

FIG.2

EE 型 / EE Core

型号 TYPE	图例 FIG.	尺寸 Dimensions (mm) A	B	C	D	E	F
EE22/8/20D	1	22±0.3	4±0.15	20±0.5	5±0.25	16.75min	1.5±0.15
EE22/22.5/5.7	1	22±0.6	11.25±0.25	5.7±0.25	5.75±0.25	15.9±0.25	8.25±0.25
EE22/30/6D	1	22.0±0.6	15.0±0.3	6.0+0/-0.5	6.0+0/-0.5	15.6min	11.0±0.3
EE22.3/22.5/5.7A	1	22.3±0.4	11.25±0.25	5.7±0.2	5.75±0.2	16.2±0.4	8.25±0.25
EE25/19/6E	1	25.4±0.5	9.7±0.3	6.3±0.2	6.35±0.25	18.55min	6.65±0.35
EE25/20/6AP	1	25.6±0.5	10.0±0.3	6.35±0.3	6.35±0.3	18.8min	6.8+0.35/-0.1
EE25/20/6H	1	25.6±0.5	10.0±0.3	6.35±0.3	6.35±0.3	18.8min	6.8±0.25
EE25/26/7B	1	25.05±0.75	12.55±0.25	7.2±0.3	7.25±0.25	17.5min	8.95±0.25
EE25/32/6	1	25.4±0.4	15.9±0.25	6.35±0.25	6.35±0.3	18.8min	12.7±0.3
EE25/32/6F	1	25.3+0.5/-0.3	15.8+0.3/-0.1	6.35±0.25	6.5+0.2/-0.25	19.3+0.4/-0.2	12.7±0.25
EE25/32/7	1	25.3+0.5/-0.3	16.0±0.3	7.0+0/-0.5	6.5+0.3/-0.25	19.1min	12.8±0.3
EE25.4/19.6/6.3A	1	25.4±0.5	9.8±0.2	6.3±0.2	6.35±0.25	18.55min	6.8±0.2
EE30/30/7B	1	30.5±0.5	15±0.3	7±0.3	6.9±0.3	19.5min	10.2±0.3
EE32/32/9V	1	32.1±0.8	16.4±0.3	9.15±0.35	9.2±0.3	23.2±0.5	11.8±0.3
EE35/29/9O	1	34.5±1.0	14.5±0.3	9.2±0.3	9.4±0.3	25.5min	9.9±0.3
EE35/29/9J	1	35±0.6	14.6±0.3	9.2±0.3	9.4±0.3	25.1min	9.8±0.3
EE35/30/9	1	35.0±0.6	14.6±0.3	9.2±0.3	9.4±0.3	24.8min	9.8±0.3
EE36/37/15B	1	36±0.6	18.6+0/-0.4	15.1+0/-0.5	10.2+0/-0.5	25±0.4	12.8+0.5/-0
EE37.2/37/22A	1	37.2±0.5	18.5±0.15	22±0.35	7.2±0.15	23.2±0.5	11.5±0.2
EE40/35/12B	1	40.0±0.7	17.3±0.3	12.0+0/-0.6	12.0+0/-0.6	26.8min	10.3±0.3
EE41/34/13A	1	40.6±0.6	16.5±0.3	12.5±0.3	12.5±0.3	28.6min	10.5±0.3

EE 型 / EE Core

型号 TYPE	图例 FIG.	参数 Parameters C1	Ae	Le	Ve	AL(Ref)* TS5	TS10(镜面)	重量(Ref) g /PRS
EE22/8/20D	1	0.26	99.81	25.88	2583.4	12900	19100min	6.85
EE22/22.5/5.7	1	1.55	33.85	52.48	1776.50	2550	4820	9.20
EE22/30/6D	1	1.83	35.28	64.40	2272.00	2350	4350	11.80
EE22.3/22.5/5.7A	1	1.56	33.86	52.78	1786.96	2550	4820	9.30
EE25/19/6E	1	1.24	39.42	49.06	1934.10	3100	5890	10.00
EE25/20/6AP	1	1.27	39.76	50.44	2005.50	3050	5890	10.40
EE25/20/6H	1	1.24	40.33	50.14	2022.30	3150	6010	10.50
EE25/26/7B	1	1.14	50.86	57.93	2946.10	3650	6790	15.30
EE25/32/6	1	1.84	40.03	73.59	2945.90	2450	4460	15.30
EE25/32/6F	1	1.85	39.77	73.56	2925.60	2450	4400	15.20
EE25/32/7	1	1.77	41.76	73.93	3087.50	2550	4640	16.00
EE25.4/19.6/6.3A	1	1.27	39.18	49.57	1942.20	3050	5830	10.00
EE30/30/7B	1	1.12	59.03	66.07	3900.30	3900	7140	20.30
EE32/32/9V	1	0.91	83.16	75.52	6280.00	5050	9050	32.60
EE35/29/9O	1	0.87	80.88	70.42	5695.60	5100	9170	29.60
EE35/29/9J	1	0.81	86.77	70.37	6106.40	5500	10000	31.80
EE35/30/9	1	0.80	87.69	70.20	6155.40	5550	10000	32.00
EE36/37/15B	1	0.54	155.62	83.74	13030.20	8800	15710	67.80
EE37.2/37/22A	1	0.34	214.95	73.78	15859.0	14600	20200min	54.35
EE40/35/12B	1	0.52	148.23	77.13	11433.00	8850	15830	59.50
EE41/34/13A	1	0.52	149.22	77.41	11551.40	8890	15830	60.10

*-Al为磁心对应参考值，具体规格以双方签订承认书为准；AL测试条件：1kHz 0.3V 10Ts；AL单位：nH/N2

*-图例仅展示产品形状，具体细节以实物或以双方签订承认书为准。

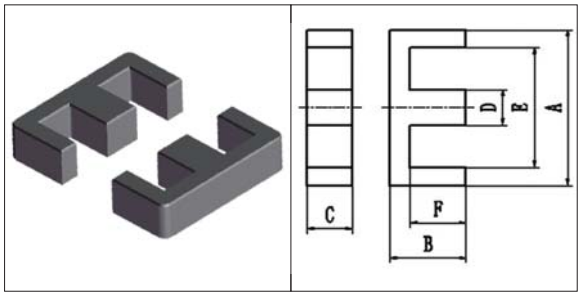

FIG.1

EE 型 / EE Core

型号 TYPE	图例 FIG.	尺寸 Dimensions (mm)					
		A	B	C	D	E	F
EE43.2/19.1/27.9	1	43.2±0.51	9.55±0.2	27.9±0.38	8.1±0.2	34.7min	5.7±0.2
EE48/48/28	1	48+0/-1	24±0.2	28+0/-1	10±0.2	28±0.5	14±0.2

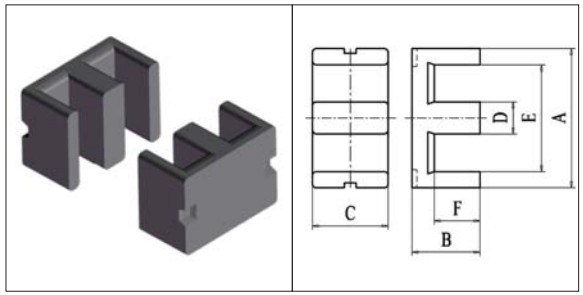

FIG.2

EE 型 / EE Core

型号 TYPE	图例 FIG.	参数 Parameters				AL(Ref)*		重量(Ref) g /PRS
		C1	Ae	Le	Ve	TS5	TS10(镜面)	
EE43.2/19.1/27.9	1	0.28	221.68	61.95	13733.10	15000	26190	71.40
EE48/48/28	1	0.24	375.8	91.7	34460.9	21790	29600min	119.66

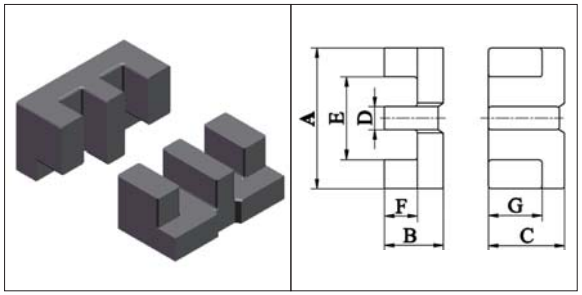

FIG.1

EED 型 / EED Core

型号 TYPE	图例 FIG.	尺寸 Dimensions (mm)						
		A	B	C	D	E	F	G
EED16.3/13.6/8.8A	1	16.3±0.3	6.95±0.1	8.8±0.3	2.7±0.2	9.6±0.3	3.95±0.15	6.2±0.3

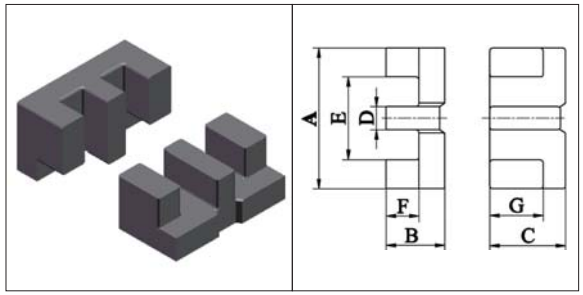

FIG.1

EED 型 / EED Core

型号 TYPE	图例 FIG.	参数 Parameters				AL(Ref)*		重量(Ref) g /PRS
		C1	Ae	Le	Ve	TS5	TS10(镜面)	
EED16.3/13.6/8.8A	1	0.91	31.00	29.00	902.00	2700	6670	4.70

*-Al为磁心对应参考值，具体规格以双方签订承认书为准；AL测试条件：1kHz 0.3V 10Ts；AL单位：nH/N2

*-图例仅展示产品形状，具体细节以实物或以双方签订承认书为准。

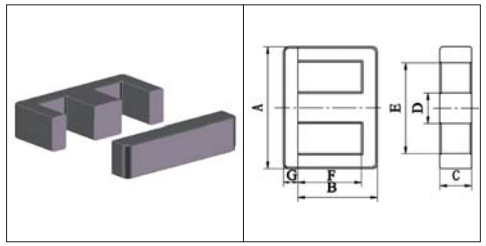

EI FIG.1

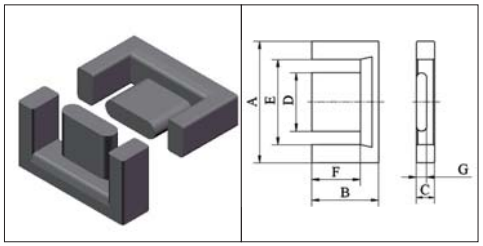

EM FIG.1

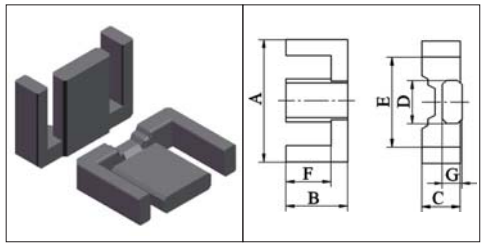

EFD FIG.1

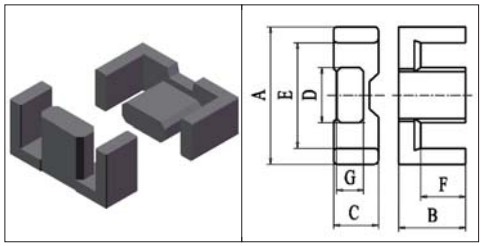

EFD FIG.2

EI 型 / EI Core

型号 TYPE	图例 FIG.	尺寸 Dimensions (mm) A	B	C	D	E	F	G
EI22/19/6	1	22.0±0.6	15.0±0.3	6.0+0/-0.5	6.0+0/-0.5	15.6min	11.0±0.3	4±0.3
EI25/19/7A	1	25.0±0.5	16.0±0.3	7.0+0/-0.5	6.5±0.3	19.1min	12.7+0.5/-0	2.7±0.2
EI26/14/4D	1	25.6±0.6	10.1±0.1	3.98+0.15/-0.1	3.96±0.13	17.85±0.5	6.15±0.15	4.01±0.13
EI22/19/6AB	1	22.0±0.6	15.0±0.3	6.0+0/-0.5	6.0+0/-0.5	15.6min	11.0±0.3	4.0±0.3

EI 型 / EI Core

型号 TYPE	图例 FIG.	参数 Parameters C1	Ae	Le	Ve	AL(Ref)* TS5	TS10(镜面)	重量(Ref) g /PRS
EI22/19/6	1	1.16	36.58	42.54	1556.10	3100	6070	9.00
EI25/19/7A	1	1.20	39.73	47.84	1900.50	3150	6070	9.50
EI26/14/4D	1	1.42	23.95	33.91	812.10	2300	4640	5.35
EI22/19/6AB	1	1.16	36.58	42.54	1556.10	3020	6640	8.70

EM 型 / EM Core

型号 TYPE	图例 FIG.	尺寸 Dimensions (mm) A	B	C	D	E	F	G
EM15.2/13.8/4	1	15.2±0.3	6.9±0.2	4±0.2	4.3±0.2	10.1min	4.7±0.2	2.7±0.2

EM 型 / EM Core

型号 TYPE	图例 FIG.	参数 Parameters C1	Ae	Le	Ve	AL(Ref)* TS5	TS10(镜面)	重量(Ref) g /PRS
EM15.2/13.8/4	1	2.11	14.66	30.94	453.60	1700	2980	2.75

EFD 型 / EFD Core

型号 TYPE	图例 FIG.	尺寸 Dimensions (mm) A	B	C	D	E	F	G
EFD15C	1	15±0.4	7.5±0.15	4.65±0.15	5.3±0.15	11±0.35	5.5±0.25	2.4±0.1
EFD20	1	20.0±0.55	10.0±0.25	6.65+0.2/-0.15	8.9±0.2	15.4±0.5	7.7±0.25	3.6±0.2
EFD20/20/6.7P	1	20±0.35	10.0±0.2	6.65±0.2	8.9±0.2	15.5+0.7/-0	7.8±0.2	3.6±0.2
EFD25AC	1	25.0±0.65	12.5±0.25	9.1±0.2	11.4±0.2	18.7+0.6/-0.5	9.3±0.25	5.2±0.25
EFD25CK	2	25.4±0.4	12.7±0.25	9.1±0.2	11.4±0.2	19min	9.4±0.25	5.2±0.25

EFD 型 / EFD Core

型号 TYPE	图例 FIG.	参数 Parameters C1	Ae	Le	Ve	AL(Ref)* TS5	TS10(镜面)	重量(Ref) g /PRS
EFD15C	1	2.33	14.73	34.37	506.10	1600	2860	2.90
EFD20	1	1.56	30.36	47.42	1439.60	2800	4760	7.54
EFD20/20/6.7P	1	1.62	29.52	47.76	1409.70	2700	4580	7.30
EFD25AC	1	1.03	56.21	58.04	3262.30	4500	7500	15.92
EFD25CK	2	1.06	55.67	59.07	3288.60	4400	7260	16.60

*-Al为磁心对应参考值，具体规格以双方签订承认书为准；AL测试条件：1kHz 0.3V 10Ts；AL单位：nH/N2

*-图例仅展示产品形状，具体细节以实物或以双方签订承认书为准。

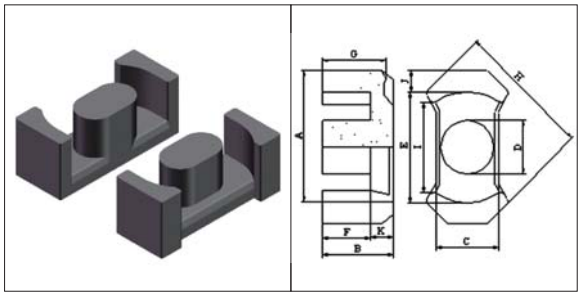

EPC FIG.1

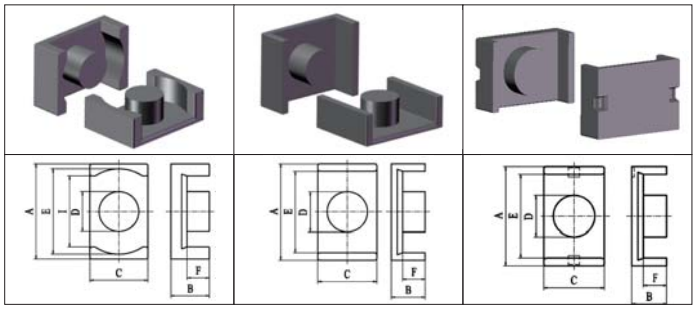

ER FIG.1 ER FIG.2 ER FIG.3

EPC 型 / EPC Core

型号 TYPE	图例 FIG.	尺寸 Dimensions (mm) A	B	C	D	E	F	G	H
EPC13	1	13.3±0.3	6.6±0.2	4.6±0.15	5.6±0.15	10.5min	4.5±0.2	2.05±0.1	8.3min

EPC 型 / EPC Core

型号 TYPE	图例 FIG.	参数 Parameters C1	Ae	Le	Ve	AL(Ref)* TS5	TS10(镜面)	重量(Ref) g /PRS
EPC13	1	2.25	12.79	28.76	367.80	1300	2740	2.20

ER 型 / ER Core

型号 TYPE	图例 FIG.	尺寸 Dimensions (mm) A	B	C	D	E	F	I
ER9.4/4.9/4.9D	1	9.35±0.2	2.45±0.2	4.9±0.2	3.4±0.2	7.4min	1.65±0.15	7min
ER10.8/5.1/5.9	1	10.8±0.2	2.55±0.1	5.9±0.1	4.15±0.15	8.85±0.15	1.575±0.15	7.9min
ER14.5/6/7	2	14.5±0.2	2.95±0.1	6.7±0.1	4.7±0.1	11.8±0.2	1.65±0.15	
ER22/31.8/17	1	22±0.4	15.9±0.15	17±0.3	11.5±0.2	18.5±0.4	12.5±0.15	
ER24.9/23.3/18.7A	1	24.9±0.4	11.65±0.1	18.7±0.3	10±0.2	21.1±0.4	9.45±0.2	
ER25/16/20C	3	25.0±0.3	8±0.1	20±0.25	9.8±0.15	21.2±0.25	6.1±0.1	
ER32/10.2/21B	1	32±0.6	5.1±0.1	21±0.4	11.2±0.2	29.7±0.5	2.7±0.15	23min
ER32/12/11.4C	1	32±0.6	5.9±0.2	11.4±0.25	9.9±0.2	24.9min	3.8±0.2	
ER32.2/37/23	1	32.2±0.45	18.5±0.15	23±0.3	13±0.25	29±0.3	15.5±0.15	23.8±0.35
ER35/23.4/24	1	35±0.5	11.7±0.15	24±0.4	13.5±0.2	31±0.5	8.7±0.2	25±0.4
ER37/28.9/27	1	37±0.45	16.9±0.15	27±0.35	14.5±0.25	32±0.3	14.4±0.15	24±0.35
ER37/29/27A	1	37±0.45	14.5±0.15	27±0.35	14.5±0.2	32±0.45	11.4±0.15	24±0.45

ER 型 / ER Core

型号 TYPE	图例 FIG.	参数 Parameters C1	Ae	Le	Ve	AL(Ref)* TS5	TS10(镜面)	重量(Ref) g /PRS
ER9.4/4.9/4.9D	1	1.58	8.60	13.58	116.80	1450	2620	0.60
ER10.8/5.1/5.9	1	1.09	13.21	14.33	189.30	2150	3990	0.98
ER14.5/6/7	2	0.98	18.44	18.12	334.10	2800	5000	1.74
ER22/31.8/17	1	0.64	105.06	67.48	7089.4	7500	11000	18.9
ER24.9/23.3/18.7A	1	0.56	92.85	52.21	4847.2	7000	9500	12.5
ER25/16/20C	3	0.40	93.94	37.18	3492.40	7430	16580	17.92
ER32/10.2/21B	1	0.36	101.30	36.27	3674.20	9300	17860	19.10
ER32/12/11.4C	1	0.65	59.00	39.00	2281.00	2550	10420	11.90
ER32.2/37/23	1	0.61	140.88	85.96	12109.60	7710	15740	62.27
ER35/23.4/24	1	0.39	154.14	60.56	9334.3	10000	15000	22.85
ER37/28.9/27	1	0.39	180.55	70.37	12705.5	11000	16000	34.75
ER37/29/27A	1	0.30	227.08	69.19	15712.60	11320	23590	73.14

*-Al为磁心对应参考值，具体规格以双方签订承认书为准；AL测试条件：1kHz 0.3V 10Ts；AL单位：nH/N2

*-图例仅展示产品形状，具体细节以实物或以双方签订承认书为准。

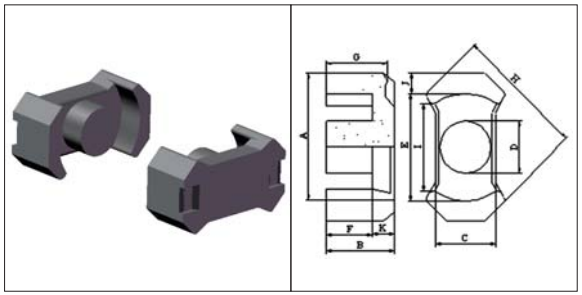

RM FIG.1

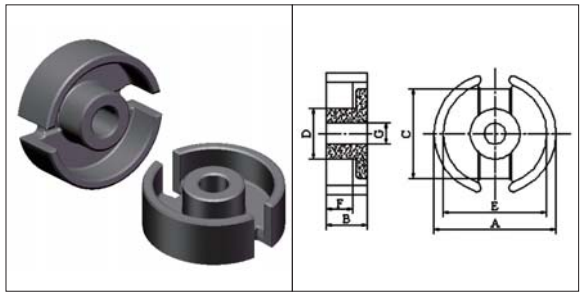

P FIG.1

RM 型 / RM Core

型号 TYPE	图例 FIG.	尺寸 Dimensions (mm)								
		A	B	C	D	E	F	G	H	I
RM4	1	10.8±0.2	5.2±0.15		3.9+0/-0.2	7.95min	3.5min		9.6±0.2	
RM5L	1	14.9max	5.2±0.15		4.8±0.2	10.4±0.3	3.15min		12.3+0/-0.6	
RM6T	1	17.9+0/-0.7	6.2±0.1		6.3+0.1/-0.2	12.4min	4.0min		14.7+0/-0.6	
RM8BN	1	22.75±0.45	8.2±0.1	10.8±0.2	8.4±0.15	17.3±0.3	5.5±0.15	7.35±0.15	19.5+0/-0.8	9.8min
RM10/18.6AK	1	27.8±0.65	9.3±0.1	13.25±0.25	10.7±0.2	21.4min	6.45±0.2	8.35±0.15	24.15±0.55	13min
RM14AI	1	42.2+0/-1.2	15.05±0.2	19+0.2/-0.6	15.0+0/-0.5	29.0+1.0/-0	10.55±0.2	13.7±0.2	34.8+0/-1.3	17.0min

RM 型 / RM Core

型号 TYPE	图例 FIG.	参数 Parameters				AL(Ref)*		重量(Ref) g /PRS
		C1	Ae	Le	Ve	TS5	TS10(镜面)	
RM4	1	1.62	13.90	22.50	313.00	1900	3450	1.63
RM5L	1	1.05	23.13	24.18	559.40	3000	5360	2.90
RM6T	1	0.88	34.71	30.51	1059.10	4100	7140	5.50
RM8BN	1	0.67	59.82	40.35	2413.40	6000	10000	12.50
RM10/18.6AK	1	0.54	88.67	48.17	4271.20	8000	13100	22.20
RM14AI	1	0.38	194.09	73.94	14350.20	13000	20830	74.60

P 型 / P Core

型号 TYPE	图例 FIG.	尺寸 Dimensions (mm)						
		A	B	C	D	E	F	G
P14/8	1	14.0±0.3	4.2±0.2		5.9±0.2	11.8±0.4	3.1±0.2	2.9±0.3
P30/19G	1	30.0±0.5	9.4±0.2	20.6min	13.3±0.2	25min	6.65±0.25	5.6±0.2
P35/22E	1	35.6±0.6	10.9±0.2	26.2±0.6	15.9±0.3	30+1/-0.2	7.6±0.3	5.2+0.5/-0

P 型 / P Core

型号 TYPE	图例 FIG.	参数 Parameters				AL(Ref)*		重量(Ref) g /PRS
		C1	Ae	Le	Ve	TS5	TS10(镜面)	
P14/8	1	0.79	25.10	19.80	495.00	3650	5830	2.60
P30/19G	1	0.39	121.31	47.47	5758.80	11000	18330	30.00
P35/22E	1	0.28	186.66	53.00	9892.40	16000	25000	51.00

*-Al为磁心对应参考值，具体规格以双方签订承认书为准；AL测试条件：1kHz 0.3V 10Ts；AL单位：nH/N2

*-图例仅展示产品形状，具体细节以实物或以双方签订承认书为准。

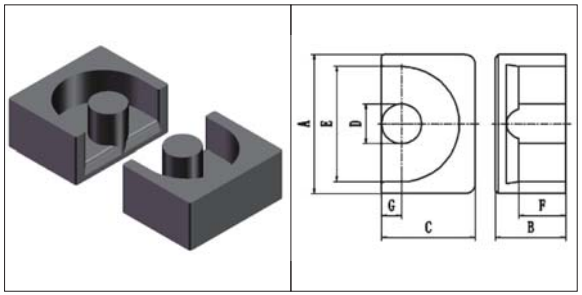

FIG.1

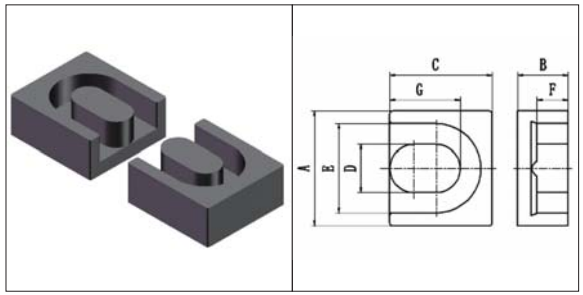

FIG.2

EP 型 / EP Core

型号 TYPE	图例 FIG.	尺寸 Dimensions (mm) A	B	C	D	E	F	G
EP6.7/5.9/6.2	2	6.7±0.15	2.95±0.1	6.2±0.15	2.3+0/-0.2	5.2+0.3/-0	2.2±0.15	3.9±0.15
EP7	1	9.2±0.2	3.7±0.15	6.4±0.2	3.35±0.15	7.2min	2.4min	
EP7.35E	2	7.35±0.2	3.85±0.2	5.85±0.2	3.05+0/-0.15	6min	2.84±0.2	3.4±0.15
EP7.4/7.2/6	2	7.35±0.15	3.6±0.15	5.95±0.15	3+0/-0.2	6.1+0.3/-0	2.6±0.15	3.25±0.1
EP10A	1	11.5±0.3	5.1±0.15	7.9+0/-0.4	3.3±0.2	9.2min	3.5min	
EP11.8/10.2/7.7	1	11.8±0.3	5.1±0.2	7.9+0/-0.4	3.3±0.2	9.9+0/-0.4	3.6+0.4/-0	
EP13K	1	12.5±0.3	6.5±0.3	8.8±0.2	4.4±0.2	9.7min	4.5min	
EP17	1	18.1±0.4	8.4±0.4	11.3+0/-0.6	5.9+0/-0.4	12.0±0.4	5.5+0.4/-0	
EP20	1	24.0±0.5	10.7±0.2	15.0±0.4	8.8±0.3	16.5±0.4	7.2±0.2	
EP21.4/17.5/19.9	1	21.4±0.4	8.75±0.1	19.85±0.3	9.45±0.2	18.5±0.3	6.3±0.2	

EP 型 / EP Core

型号 TYPE	图例 FIG.	参数 Parameters C1	Ae	Le	Ve	AL(Ref)* TS5	TS10(镜面)	重量(Ref) g /PRS
EP6.7/5.9/6.2	2	2.24	4.64	10.40	48.30	610	1570	0.78
EP7	1	1.31	11.09	14.53	161.15	1800	3450	1.40
EP7.35E	2	1.52	9.98	15.12	150.79	1600	2980	0.95
EP7.4/7.2/6	2	1.42	8.28	13.76	113.90	980	2460	1.02
EP10A	1	1.60	11.29	18.07	203.97	1700	4000	2.90
EP11.8/10.2/7.7	1	1.70	11.03	18.70	206.30	1650	3570	2.91
EP13K	1	1.21	19.47	23.52	457.90	2600	5830	5.30
EP17	1	0.80	33.60	26.76	898.96	4300	7500	12.20
EP20	1	0.48	78.87	37.55	2961.33	7100	14170	29.00
EP21.4/17.5/19.9	1	0.48	77.51	37.0	2867.9	7100	17000	14.1

*-Al为磁心对应参考值，具体规格以双方签订承认书为准；AL测试条件：1kHz 0.3V 10Ts；AL单位：nH/N2

*-图例仅展示产品形状，具体细节以实物或以双方签订承认书为准。

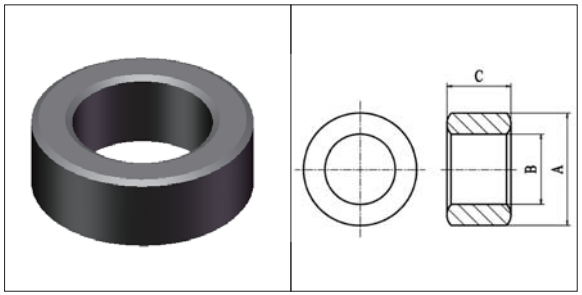

FIG.1

T 型 / T Core

型号 TYPE	图例 FIG.	尺寸 Dimensions (mm) A	B	C
T2.54*1.27*1.27AC	1	2.54±0.3	1.27±0.3	1.27±0.3
T2.8/1.9/9	1	2.82±0.05	1.85±0.06	8.95±0.2
T3.05*1.27*2.54	1	3.05±0.13	1.27±0.13	2.54±0.13
T3.4*2*2A	1	3.4±0.18	2±0.15	2±0.15
T3.7*1.7*2	1	3.76±0.2	1.7±0.2	2.01±0.2
T3.9*2.2*2.3	1	3.93±0.17	2.23±0.17	2.31±0.17
T3.94*1.78*2.5	1	3.94±0.13	1.78±0.13	2.5±0.13
T4*2*2A	1	4.0±0.3	2.0±0.3	2.0±0.3
T4*2.2*2	1	4.0±0.3	2.2±0.3	2.0±0.3
T4*2.4*2	1	4±0.15	2.4±0.15	2±0.15
T4.5*1.3*3.7	1	4.45+0.12/-0.13	1.3+0.07/-0.08	3.68+0.13/-0.12
T4.5*2.7*1.3	1	4.5±0.2	2.7±0.2	1.3±0.15
T4.83*2.28*1.28	1	4.825±0.125	2.275±0.075	1.275±0.125
T5.4*2.6*2	1	5.4±0.2	2.6±0.18	2±0.18
T5.8*3*1.5	1	5.8+0.15/-0.1	3+0.15/-0.05	1.5+0.15/-0.1
T6*3*2A	1	6.0±0.3	3.0±0.3	2.0±0.3
T6*3*3	1	6.0±0.3	3.0±0.3	3.0±0.3
T6*4*3B	1	6±0.15	4±0.15	3±0.1
T6.3*3.8*2.5	1	6.3±0.3	3.8±0.3	2.5±0.3
T7*4*3	1	7.0±0.3	4.0±0.3	3±0.3
T7*4.3*2.2A	1	7±0.3	4.3±0.3	2.2±0.3

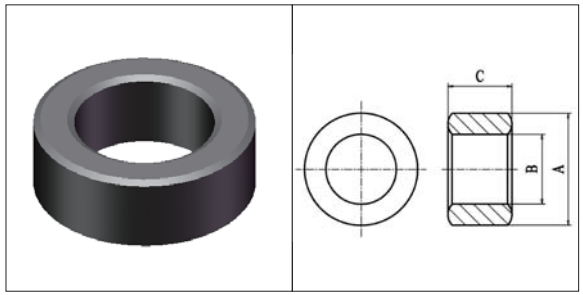

FIG.1

T 型 / T Core

型号 TYPE	图例 FIG.	参数 Parameters C1	Ae	Le	Ve	AL(Ref)* TS5	TS10	重量(Ref) g /PCS
T2.54*1.27*1.27AC	1	7.14	0.77	5.53	4.30	960	1700	0.02
T2.8/1.9/9	1	1.69	4.22	7.12	30	4096	7448	0.16
T3.05*1.27*2.54	1	2.82	2.12	5.99	12.70	2400	4450	0.06
T3.4*2*2A	1	5.92	1.37	8.10	11.10	1150	2100	0.06
T3.7*1.7*2	1	3.94	1.96	7.74	15.20	1750	3150	0.08
T3.9*2.2*2.3	1	4.80	1.91	9.18	17.50	1400	2600	0.09
T3.94*1.78*2.5	1	3.17	2.56	8.11	20.7	2182	3967	0.12
T4*2*2A	1	4.53	1.92	8.71	16.70	1500	2750	0.09
T4*2.2*2	1	5.25	1.75	9.18	16.1	1318	2395	0.09
T4*2.4*2	1	6.46	1.49	9.63	14.30	1050	1950	0.07
T4.5*1.3*3.7	1	1.65	4.8	7.92	38	4189	7616	0.26
T4.5*2.7*1.3	1	12.30	0.83	10.26	8.60	560	1000	0.04
T4.83*2.28*1.28	1	6.58	1.55	10.2	15.8	1050	1910	0.09
T5.4*2.6*2	1	4.30	2.68	11.51	30.80	1600	2900	0.16
T5.8*3*1.5	1	6.37	2.04	13.01	26.60	1050	2000	0.14
T6*3*2A	1	4.53	2.88	13.07	37.70	1500	2750	0.20
T6*3*3	1	3.02	4.32	13.07	56.50	2250	4150	0.30
T6*4*3B	1	5.17	2.96	15.29	45.2	1338	2433	0.23
T6.3*3.8*2.5	1	5.50	2.70	14.87	40.20	1250	2250	0.20
T7*4*3	1	3.74	4.38	16.41	71.90	1850	3350	0.37
T7*4.3*2.2A	1	5.86	2.91	17.07	49.70	1150	2150	0.26

*-Al为磁心对应参考值，具体规格以双方签订承认书为准；AL测试条件：1kHz 0.3V 10Ts；AL单位：nH/N2

*-图例仅展示产品形状，具体细节以实物或以双方签订承认书为准。

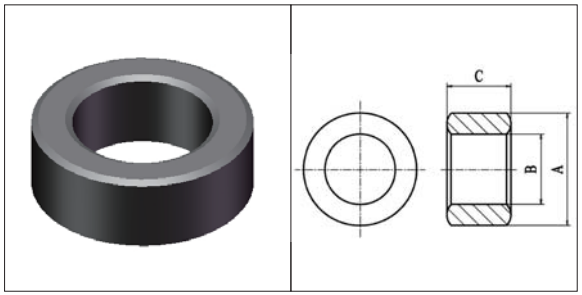

FIG.1

T 型 / T Core

型号 TYPE	图例 FIG.	尺寸 Dimensions (mm) A	B	C
T7.5*4.6*4.2A	1	7.45±0.15	4.6±0.15	4.2±0.15
T7.62*3.18*4.78C1	1	7.62±0.15	3.18±0.13	4.78±0.13
T8*4*3	1	8.0±0.3	4.0±0.3	3.0±0.3
T8*4*4	1	8.0±0.3	4.0±0.3	4.0±0.3
T8*5*3	1	8.0±0.3	5.0±0.3	3.0±0.3
T9*5*3	1	9.0±0.3	4.7min	3.0±0.3
T9*5*4A	1	9.0±0.3	5.0±0.3	4.0±0.3
T9*5*5	1	9.0±0.3	4.7min	5.0±0.3
T9*5.5*4	1	9±0.3	5.5±0.3	4±0.2
T9*6*3	1	9±0.3	6±0.3	3±0.25
T9*5*5B	1	9.1±0.3	5.1±0.3	5±0.3
T9.5*4.75*3.2	1	9.5±0.2	4.75±0.15	3.175±0.125
T9.5*5.1*19.1	1	9.5±0.25	5.1±0.25	19.05±0.38
T10*5*6.5E	1	9.53±0.3	4.75±0.3	6.35±0.3
T9.53*4.75*4.78A	1	9.53±0.38	4.75±0.38	4.78±0.13
T10*5*3H	1	10±0.4	5±0.4	3±0.3
T10*5*5	1	10.0±0.4	5.0±0.4	5.0±0.3
T10*6*3	1	10.0±0.4	6.0±0.4	3.0±0.3
T10*6*4A	1	10±0.4	6±0.4	4±0.3
T10*6*6	1	10.0±0.4	6.0±0.4	6.0±0.3
T11*7*3	1	10.99±0.25	6.83±0.25	2.97±0.25

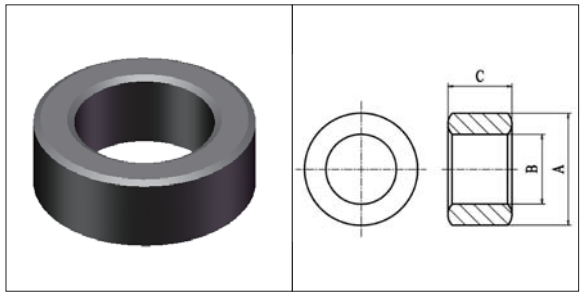

FIG.1

T 型 / T Core

型号 TYPE	图例 FIG.	参数 Parameters C1	Ae	Le	Ve	AL(Ref)* TS5	TS10	重量(Ref) g /PCS
T7.5*4.6*4.2A	1	3.10	5.87	18.21	106.9	2228	4051	0.55
T7.62*3.18*4.78C1	1	1.50	9.96	14.98	149.3	4595	8355	0.88
T8*4*3	1	3.02	5.77	17.42	100.40	2280	4150	0.50
T8*4*4	1	2.27	7.69	17.42	133.90	3050	5550	0.80
T8*5*3	1	4.46	4.42	19.69	87.00	1550	2800	0.50
T9*5*3	1	3.56	5.83	20.77	121.10	1950	3500	0.60
T9*5*4A	1	2.67	7.77	20.77	161.50	2500	4700	0.90
T9*5*5	1	2.14	9.72	20.77	201.90	3200	5880	1.05
T9*5.5*4	1	3.19	6.86	21.88	150.10	2150	3900	0.80
T9*6*3	1	5.10	4.44	22.93	101.80	1300	2400	0.50
T9*5*5B	1	2.17	9.73	21.11	205.30	3150	5800	1.10
T9.5*4.75*3.2	1	2.86	7.25	20.69	149.90	2400	4400	0.80
T9.5*5.1*19.1	1	0.53	40.58	21.52	873.30	13000	23500	4.50
T10*5*6.5E	1	1.42	14.58	20.72	302.00	4800	8800	1.60
T9.53*4.75*4.78A	1	1.89	20.97	20.72	227.30	3600	6500	1.20
T10*5*3H	1	3.02	7.21	21.78	156.90	2250	4150	0.80
T10*5*5	1	1.81	12.01	21.78	261.60	3800	6900	1.40
T10*6*3	1	4.10	5.87	24.07	141.30	1600	3050	0.70
T10*6*4A	1	3.08	7.83	24.07	188.40	2250	4100	1.00
T10*6*6	1	2.05	11.74	24.07	282.70	3350	6100	1.50
T11*7*3	1	4.45	6.06	26.96	163.50	1550	2800	0.90

*-Al为磁心对应参考值，具体规格以双方签订承认书为准；AL测试条件：1kHz 0.3V 10Ts；AL单位：nH/N2

*-图例仅展示产品形状，具体细节以实物或以双方签订承认书为准。

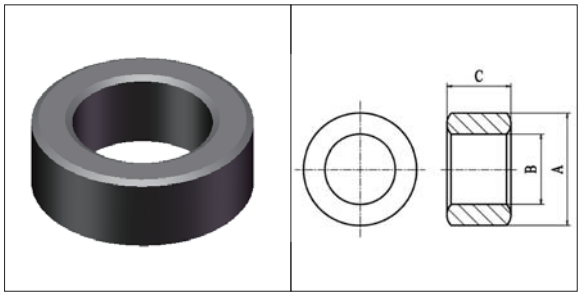

FIG.1

T 型 / T Core

型号 TYPE	图例 FIG.	尺寸 Dimensions (mm) A	B	C
T11*7*7A	1	11.12±0.25	7.11±0.25	7.09±0.25
T11.9*8.1*5	1	11.9±0.25	8.1±0.2	5±0.2
T11.9*8.1*5	1	11.9±0.25	8.1±0.2	5±0.2
T12*6*4	1	12±0.4	6.0±0.4	4.0±0.3
T12*6*6	1	12±0.4	6±0.4	6±0.3
T12.5*7.7*4	1	12.5±0.3	7.7±0.25	4±0.2
T12.5*8.2*2	1	12.5±0.3	8.2±0.3	2±0.2
T12.5*7.5*5	1	12.7max	7.5min	5.0max
T12.7*7.14*4.7A	1	12.7±0.4	7.14±0.3	4.78±0.3
T12.7*7.14*6.35D	1	12.7±0.4	7.14±0.4	6.35±0.3
T12.7*7.3*4C	1	12.7±0.4	7.3±0.4	4±0.3
T12.7*7.5*5B	1	12.7max	7.5min	5max
T12.7*7.8*5	1	12.7±0.4	7.8±0.4	5.0±0.3
T12.7*7.9*6.35A	1	12.7±0.4	7.9±0.4	6.35±0.3
T12.7*7.92*7	1	12.7±0.4	7.92±0.3	7.0±0.3
T12.7*8*2.9	1	12.7±0.4	8±0.3	2.85±0.15
T12.8*7.35*5	1	12.8±0.4	7.35±0.4	5.0±0.3
T13*7*5A	1	13±0.5	7±0.5	5±0.3
T13*8*5	1	13±0.5	8±0.5	5±0.3
T13.2*7.4*6.1A	1	13.2±0.4	7.4±0.4	6.1±0.3
T13.21*7.37*3.96D	1	13.21±0.3	7.37±0.3	3.96±0.3

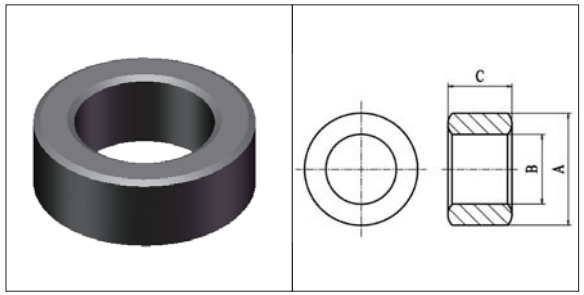

FIG.1

T 型 / T Core

型号 TYPE	图例 FIG.	参数 Parameters C1	Ae	Le	Ve	AL(Ref)* TS5	TS10	重量(Ref) g /PCS
T11*7*7A	1	1.98	13.98	27.70	387.40	3500	6300	2.00
T11.9*8.1*5	1	2.50	11.60	29.00	336.40	2760	5030	1.40
T11.9*8.1*5	1	2.50	11.60	29.00	336.40	2760	5030	1.40
T12*6*4	1	2.27	11.53	26.13	301.30	3050	5500	1.60
T12*6*6	1	1.51	17.30	26.13	452.00	4500	8300	2.35
T12.5*7.7*4	1	3.24	9.41	30.52	287.30	2100	3800	1.50
T12.5*8.2*2	1	7.45	4.24	31.57	133.80	930	1650	0.70
T12.5*7.5*5	1	2.30	13.38	30.74	411.20	3000	5500	2.10
T12.7*7.14*4.7A	1	2.28	12.93	29.51	381.40	3000	5500	2.00
T12.7*7.14*6.35D	1	1.72	17.17	29.51	506.70	4000	7300	2.60
T12.7*7.3*4C	1	2.83	10.53	29.87	314.40	2400	4400	1.60
T12.7*7.5*5B	1	2.88	10.62	30.62	325.20	2400	4350	1.74
T12.7*7.8*5	1	2.58	12.01	30.96	371.80	2650	4850	1.90
T12.7*7.9*6.35A	1	2.08	14.96	31.17	466.30	3300	6000	2.40
T12.7*7.92*7	1	1.90	16.42	31.22	512.70	3600	6600	2.67
T12.7*8*2.9	1	4.77	6.58	31.39	206.50	1450	2600	1.10
T12.8*7.35*5	1	2.27	13.28	30.09	399.50	3050	5550	2.07
T13*7*5A	1	2.03	14.53	29.50	428.60	3400	6200	2.23
T13*8*5	1	2.59	12.26	31.73	388.90	2650	4850	2.02
T13.2*7.4*6.1A	1	1.78	17.20	30.62	526.80	3850	7050	2.75
T13.21*7.37*3.96D	1	2.72	11.24	30.56	343.50	2500	4600	1.80

*-Al为磁心对应参考值，具体规格以双方签订承认书为准；AL测试条件：1kHz 0.3V 10Ts；AL单位：nH/N2

*-图例仅展示产品形状，具体细节以实物或以双方签订承认书为准。

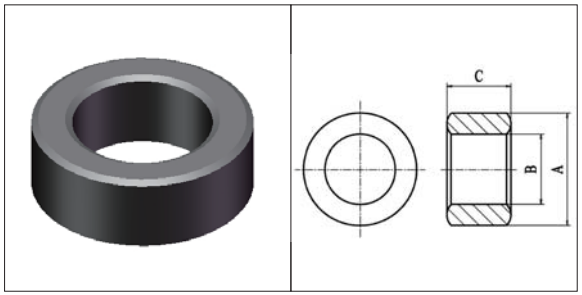

FIG.1

T 型 / T Core

型号 TYPE	图例 FIG.	尺寸 Dimensions (mm) A	B	C
T13.3*8.5*5A	1	13.3±0.5	8.5±0.4	5±0.3
T14*7*5	1	14.0±0.5	7.0±0.5	5.0±0.3
T14*8*4	1	14.0±0.3	8.0±0.3	4.0±0.3
T14*8*7A	1	14.0±0.4	8.0±0.4	7.0±0.3
T14*8.4*12	1	14±0.5	8.4±0.5	12±0.4
T14*9*5	1	14.0±0.4	9.0±0.3	5.0±0.3
T14.3*6.4*13.5	1	14.27±0.25	6.35±0.25	13.46±0.25
T14.3*6.4*28.6	1	14.27±0.25	6.35±0.25	28.58±0.51
T15.8*9.5*5	1	15.8±0.5	9.5±0.3	5±0.3
T15.9*7.9*28.6B	1	15.875±0.375	7.9±0.4	28.575±0.525
T15.9*8.9*4.7C	1	15.88±0.38	8.89±0.38	4.7±0.13
T15.9*11*6	1	15.9±0.38	10.57±0.38	6.07±0.38
T16*10*7E	1	16±0.4	10±0.3	7±0.3
T16*10*8A	1	16.0±0.5	10.0±0.5	8.0±0.3
T16*12*8	1	16.0±0.5	11.6min	8.0±0.3
T16*8*8	1	16.0±0.5	8.0±0.5	8.0±0.3
T16*9*5	1	16.0±0.5	9.0±0.5	5.0±0.3
T16*9*8	1	16.0±0.4	9.5±0.4	8.0±0.3
T16*9.6*6.3	1	16.0±0.4	9.6±0.4	6.3±0.3
T16*9.6*8	1	16.0±0.4	9.6±0.3	8.0±0.3
T16*11*3	1	16±0.25	11±0.25	3±0.15

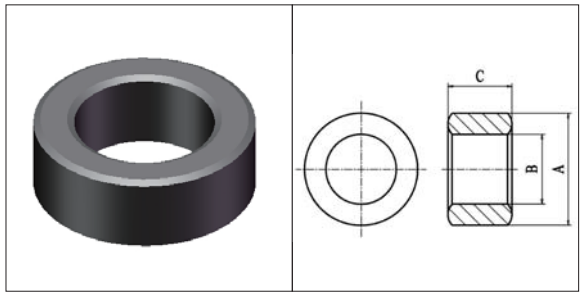

FIG.1

T 型 / T Core

型号 TYPE	图例 FIG.	参数 Parameters C1	Ae	Le	Ve	AL(Ref)* TS5	TS10	重量(Ref) g /PCS
T13.3*8.5*5A	1	2.81	11.80	33.13	390.90	2450	4450	2.03
T14*7*5	1	1.81	16.82	30.49	512.70	3800	6900	2.67
T14*8*4	1	2.81	11.69	32.82	383.70	2450	4450	2.00
T14*8*7A	1	1.60	20.46	32.82	671.50	4300	7800	3.50
T14*8.4*12	1	1.03	32.88	33.70	1108.00	6700	12250	5.80
T14*9*5	1	2.84	12.30	34.98	430.20	2400	4400	2.24
T14.3*6.4*13.5	1	0.58	50.48	29.10	1469.20	11900	21500	7.64
T14.3*6.4*28.6	1	0.27	107.19	29.10	3119.70	25450	46300	16.20
T15.8*9.5*5	1	2.47	15.41	38.08	587.00	2800	5050	3.05
T15.9*7.9*28.6B	1	0.32	109.43	34.48	3772.90	21900	39880	19.60
T15.9*8.9*4.7C	1	2.30	15.97	36.81	588.00	3000	5450	3.05
T15.9*11*6	1	2.54	15.95	40.45	645.30	2700	5000	3.40
T16*10*7E	1	1.91	20.62	39.38	811.80	3600	6580	4.22
T16*10*8A	1	1.67	23.56	39.38	927.80	4100	7500	4.80
T16*12*8	1	2.91	15.07	43.78	659.60	2350	4300	3.40
T16*8*8	1	1.13	30.75	34.84	1071.30	6100	11090	5.60
T16*9*5	1	2.18	17.03	37.18	633.10	3150	5750	3.30
T16*9*8	1	1.51	25.42	38.30	973.50	4580	8350	5.10
T16*9.6*6.3	1	1.95	19.73	38.52	759.80	3500	6400	3.95
T16*9.6*8	1	1.54	25.05	38.52	964.80	4500	8100	5.02
T16*11*3	1	5.59	7.41	41.44	307.00	1240	2250	1.42

*-Al为磁心对应参考值，具体规格以双方签订承认书为准；AL测试条件：1kHz 0.3V 10Ts；AL单位：nH/N2

*-图例仅展示产品形状，具体细节以实物或以双方签订承认书为准。

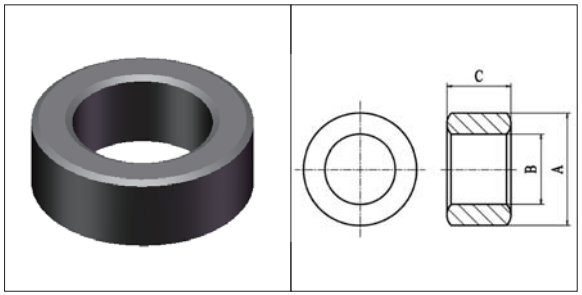

FIG.1

T 型 / T Core

型号 TYPE	图例 FIG.	尺寸 Dimensions (mm) A	B	C
T16.6*11.3*8.05	1	16.64±0.25	11.3±0.25	8.05±0.25
T16.8*11.1*4A	1	16.8±0.25	11.1±0.25	3.95±0.2
T17.4*9.5*28.6	1	17.4±0.38	9.5±0.38	28.58±0.51
T17*10*5	1	17.0±0.4	10.0±0.4	5.0±0.3
T17*10.7*9.2	1	17±0.3	10.7±0.3	9.2±0.3
T17.5*11.5*7A	1	17.5±0.6	11.5±0.6	7±0.3
T18*6*16	1	18±0.5	6±0.5	16±0.5
T18*10*10D	1	18.0±0.5	10.0±0.5	10.0±0.3
T18*10*7	1	18.0±0.5	10.0±0.5	7.0±0.3
T18*10*8	1	18±0.5	10±0.5	8±0.3
T18*12*6A	1	18.0±0.5	12.0±0.5	6.0±0.3
T18.1*7*10	1	18.1±0.4	7±0.4	10±0.3
T18.5*10.2*4	1	18.5±0.3	10.2±0.3	4±0.2
T18.5*9.8*4B	1	18.5±0.3	9.8±0.3	4±0.2
T18.7*10.2*28.6B	1	18.7±0.5	10.15±0.4	28.575±0.525
T19*11*5A	1	19±0.3	11±0.3	5.0±0.3
T19*13*11B	1	19±0.3	13±0.3	11±0.2
T19*13*6	1	19±0.6	13±0.6	6±0.4
T19*15*2	1	19±0.3	15±0.25	2±0.15
T20*10*10	1	20.0±0.5	10.0±0.5	10.0±0.3
T20*10*7	1	20.0±0.5	10.0±0.5	7.0±0.3

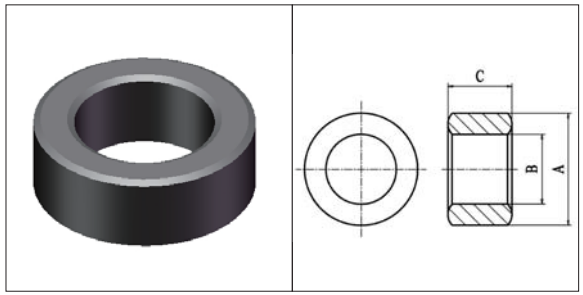

FIG.1

T 型 / T Core

型号 TYPE	图例 FIG.	参数 Parameters C1	Ae	Le	Ve	AL(Ref)* TS5	TS10	重量(Ref) g /PCS
T16.6*11.3*8.05	1	2.02	21.23	42.81	908.80	3400	6230	4.70
T16.8*11.1*4A	1	3.76	11.29	42.39	478.60	1840	3350	2.39
T17.4*9.5*28.6	1	0.41	98.01	39.78	3899.10	17000	30500	20.30
T17*10*5	1	2.37	17.10	40.49	692.10	2900	5300	3.60
T17*10.7*9.2	1	1.47	28.47	41.96	1194.5	4689	8526	6.18
T17.5*11.5*7A	1	2.14	20.69	44.24	915.50	3200	5850	4.76
T18*6*16	1	0.36	86.9	31.06	2699.1	19337	35157	17.72
T18*10*10D	1	1.07	38.87	41.55	1614.90	6500	11750	8.40
T18*10*7	1	1.53	27.21	41.55	1130.40	4500	8200	5.90
T18*10*8	1	1.34	31.09	41.55	1291.90	5150	9400	6.70
T18*12*6A	1	2.58	17.76	45.86	814.20	2600	4850	4.23
T18.1*7*10	1	0.66	51.51	34.07	1754.8	10449	18998	10.72
T18.5*10.2*4	1	2.64	16.12	42.53	685.40	2600	4750	3.56
T18.5*9.8*4B	1	2.47	16.83	41.60	699.90	2800	5050	3.65
T18.7*10.2*28.6B	1	0.36	118.45	42.62	5047.70	19200	34900	26.25
T19*11*5A	1	2.30	19.51	44.86	875.1	3006	5465	4.62
T19*13*11B	1	1.51	32.61	49.08	1600.30	4590	8350	8.30
T19*13*6	1	2.76	17.79	49.08	872.90	2500	4550	4.54
T19*15*2	1	13.29	3.98	52.91	210.60	520	950	0.94
T20*10*10	1	0.91	48.05	43.55	2092.50	7600	13850	10.90
T20*10*7	1	1.29	33.63	43.55	1464.70	5300	9700	7.60

*-Al为磁心对应参考值，具体规格以双方签订承认书为准；AL测试条件：1kHz 0.3V 10Ts；AL单位：nH/N2

*-图例仅展示产品形状，具体细节以实物或以双方签订承认书为准。

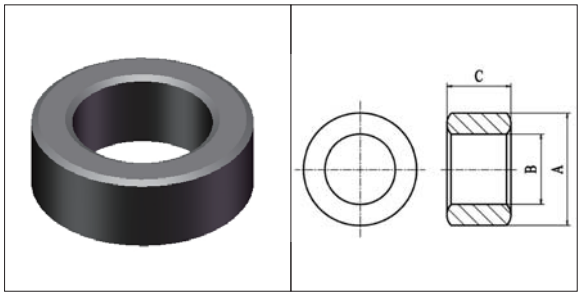

FIG.1

T 型 / T Core

型号 TYPE	图例 FIG.	尺寸 Dimensions (mm) A	B	C
T20*11*10	1	20±0.4	11±0.4	10±0.3
T20*12*10	1	20.0±0.5	12.0±0.5	10.0±0.3
T20*12*6	1	20.0±0.5	12.0±0.5	6.0±0.3
T20*12*8A	1	20±0.5	12±0.5	8±0.3
T20.6*12.7*6.4	1	20.57±0.5	12.7±0.5	6.35±0.3
T21*13.2*6.35	1	21±0.35	13.2±0.3	6.35±0.25
T21.34*15.75*4.06	1	21.34±0.38	15.75±0.25	4.06±0.13
T21.4/15.3/10	1	21.4±0.6	15.3±0.6	10±0.3
T22*10*10	1	22.0±0.6	10.0±0.6	10.0±0.3
T22*11*5	1	22.0±0.6	11±0.6	5±0.3
T22*14*10	1	22±0.6	14±0.6	10±0.3
T22*14*12	1	22.0±0.6	14.0±0.6	12.0±0.3
T22*14*12.7A	1	22.0±0.6	14.0±0.6	12.7±0.3
T22*14*13A	1	22.0±0.6	14.0±0.6	13.0±0.3
T22*14*4B	1	22±0.4	14±0.3	4±0.2
T22*14*6.35	1	22.0±0.6	14.0±0.6	6.35±0.3
T22*14*7	1	22.0±0.4	14.0±0.4	7.0±0.3
T22*14*8	1	22.0±0.6	14.0±0.6	8.0±0.3
T22*14*9	1	22.0±0.6	14.0±0.6	9.0±0.3
T22*14*12.7C	1	22.1±0.38	14±0.38	12.7±0.25
T22*17*3.5	1	22±0.3	17±0.25	3.5±0.15

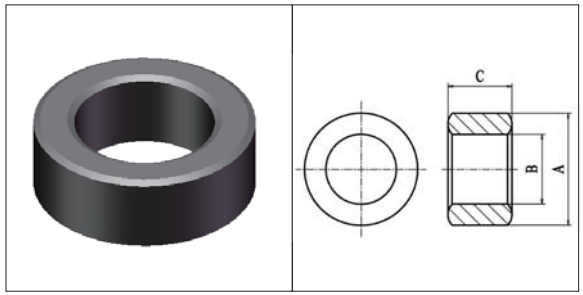

FIG.1

T 型 / T Core

型号 TYPE	图例 FIG.	参数 Parameters C1	Ae	Le	Ve	AL(Ref)* TS5	TS10	重量(Ref) g /PCS
T20*11*10	1	1.05	43.68	45.91	2005.50	6550	11950	10.40
T20*12*10	1	1.23	39.14	48.14	1884.40	5600	10200	9.80
T20*12*6	1	2.05	23.48	48.14	1130.70	3350	6100	5.90
T20*12*8A	1	1.54	31.31	48.14	1507.50	4500	8150	7.84
T20.6*12.7*6.4	1	2.05	24.51	50.29	1232.6	3368	6124	6.40
T21*13.2*6.35	1	2.13	24.32	51.84	1261.00	3200	5900	6.60
T21.34*15.75*4.06	1	5.10	11.26	57.37	646.10	1350	2500	3.40
T21.4/15.3/10	1	1.81	31.43	56.89	1788.10	3820	6940	8.30
T22*10*10	1	0.80	56.99	45.41	2587.80	8650	15700	13.50
T22*11*5	1	1.81	26.42	47.91	1265.9	3811	6930	6.98
T22*14*10	1	1.39	39.33	54.67	2149.90	4950	9050	11.20
T22*14*12	1	1.16	47.19	54.67	2579.90	5960	11500	13.40
T22*14*12.7A	1	1.09	49.94	54.67	2730.30	6300	11500	14.20
T22*14*13A	1	1.07	51.12	54.67	2794.80	6450	11750	14.50
T22*14*4B	1	3.48	15.73	54.67	860.00	2000	3600	4.50
T22*14*6.35	1	2.19	24.97	54.67	1365.20	3150	5740	7.10
T22*14*7	1	1.99	27.53	54.67	1504.90	3450	6300	7.80
T22*14*8	1	1.74	31.46	54.67	1719.90	4000	7230	8.90
T22*14*9	1	1.54	35.39	54.67	1934.90	4450	8100	10.10
T22*14*12.7C	1	1.08	50.55	54.78	2769.30	6350	11600	14.40
T22*17*3.5	1	6.96	8.70	60.59	527.10	990	1800	2.41

*-Al为磁心对应参考值，具体规格以双方签订承认书为准；AL测试条件：1kHz 0.3V 10Ts；AL单位：nH/N2

*-图例仅展示产品形状，具体细节以实物或以双方签订承认书为准。

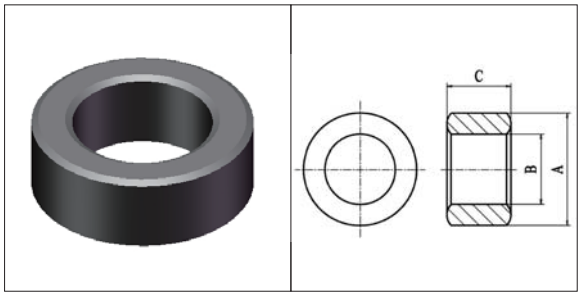

FIG.1

T 型 / T Core

型号 TYPE	图例 FIG.	尺寸 Dimensions (mm) A	B	C
T22.1*13.7*12.7C	1	22.1±0.3	13.7±0.3	12.7±0.3
T22.1*13.7*6.35	1	22.1±0.6	13.7±0.6	6.35±0.3
T22.6*14.7*9.2	1	22.6±0.4	14.7±0.2	9.2±0.2
T23*15*10	1	23±0.6	15+0.9/-0.3	10±0.3
T25*15*10B	1	25.0±0.6	15.0±0.6	10.0±0.3
T25*15*12E	1	25±0.6	15±0.6	12±0.3
T25*15*13C	1	25.0±0.4	15.0±0.3	13.0±0.3
T25*15*14B	1	25±0.3	15±0.3	14±0.2
T25*15*15E	1	25±0.4	15±0.4	15±0.3
T25*15*20	1	25.0±0.6	15.0±0.6	20±0.5
T25*15*3	1	25±0.4	15±0.4	3±0.3
T25*15*4A	1	25±0.5	15±0.4	4±0.4
T25*15*5	1	25.0±0.6	15.0±0.4	5.0±0.3
T25*15*6	1	25±0.6	15±0.6	6±0.3
T25*15*8A	1	25±0.6	15±0.6	8±0.3
T25*15*9D	1	25±0.5	15±0.5	9±0.3
T25*15*10K	1	25.4±0.51	15.5±0.51	10.0±0.25
T25.3*14.8*10A	1	25.3±0.5	14.8±0.5	10±0.2
T25.4*15.5*8.15	1	25.4±0.6	15.5±0.5	8.15±0.3
T25.5*14.5*10.4	1	25.5±0.5	14.5±0.3	10.4±0.5
T25.91*12.83*28.58A	1	25.91±0.51	12.83±0.51	28.58±0.51

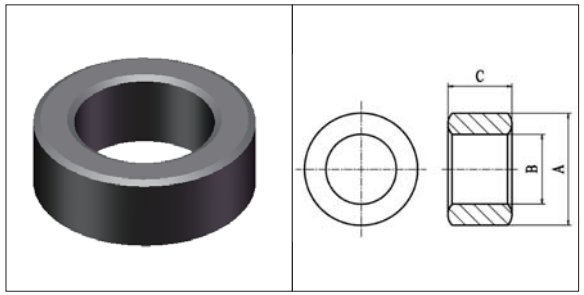

FIG.1

T 型 / T Core

型号 TYPE	图例 FIG.	参数 Parameters C1	Ae	Le	Ve	AL(Ref)* TS5	TS10	重量(Ref) g /PCS
T22.1*13.7*12.7C	1	1.03	52.34	54.15	2833.80	6650	12100	14.70
T22.1*13.7*6.35	1	2.07	26.17	54.15	1416.90	3300	6050	7.40
T22.6*14.7*9.2	1	1.59	35.78	56.82	2033.1	4352	7913	10.43
T23*15*10	1	1.54	37.97	58.53	2222.40	4480	8150	11.46
T25*15*10B	1	1.23	48.93	60.18	2944.40	5600	10200	15.30
T25*15*12E	1	1.03	58.71	60.18	3533.30	6700	12250	18.40
T25*15*13C	1	0.95	63.60	60.18	3827.70	7300	13250	19.90
T25*15*14B	1	0.89	68.50	60.18	4122.20	7850	14300	21.40
T25*15*15E	1	0.82	73.39	60.18	4416.60	8400	15300	23.00
T25*15*20	1	0.62	97.85	60.18	5888.80	11230	20400	30.60
T25*15*3	1	4.10	14.60	60.18	884.00	1650	3050	4.60
T25*15*4A	1	3.00	19.57	60.20	1177.80	2250	4080	6.13
T25*15*5	1	2.46	24.46	60.18	1472.20	2800	5100	7.60
T25*15*6	1	2.05	29.36	60.18	1766.70	3350	6100	9.20
T25*15*8A	1	1.54	39.14	60.18	2355.50	4500	8170	12.25
T25*15*9D	1	1.37	44.03	60.18	2650.00	5050	9190	13.80
T25*15*10K	1	1.27	48.51	61.71	2993.10	5400	9850	15.60
T25.3*14.8*10A	1	1.17	51.26	60.07	3079.10	5900	10700	16.00
T25.4*15.5*8.15	1	1.56	39.53	61.71	2439.4	4427	8049	12.69
T25.5*14.5*10.4	1	1.07	55.70	59.61	3320.80	6450	11700	17.30
T25.91*12.83*28.58A	1	0.31	179.41	56.12	10067.70	22050	40150	52.30

*-Al为磁心对应参考值，具体规格以双方签订承认书为准；AL测试条件：1kHz 0.3V 10Ts；AL单位：nH/N2

*-图例仅展示产品形状，具体细节以实物或以双方签订承认书为准。

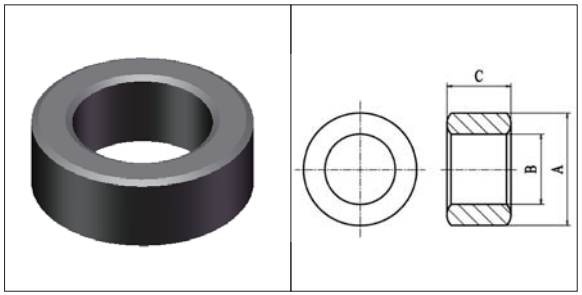

FIG.1

T 型 / T Core

型号 TYPE	图例 FIG.	尺寸 Dimensions (mm) A	B	C
T26*14.5*10.4	1	26.0±0.6	14.5±0.6	10.4±0.4
T26*14.5*15	1	26.0±0.6	14.5±0.6	15.0±0.3
T26*14.5*8	1	26.0±0.6	14.5±0.6	8±0.3
T27*7.5*35	1	27±0.5	7.5+0.5/-0.3	35±0.5
T28*14*11	1	28.0±0.6	14.0±0.6	11.0±0.3
T28*14*14	1	28±0.6	14±0.6	14±0.3
T28*16*13	1	28±0.6	16±0.5	13±0.4
T28*16*16B	1	28±0.6	16±0.5	16±0.4
T28*16*9	1	28.0±0.6	16±0.5	9±0.4
T28.4*13.6*14	1	28.4±0.4	13.6±0.3	14±0.3
T29*17*16A	1	29±0.6	17±0.3	16±0.4
T29*19*13.8	1	29.0±0.76	19.0±0.76	13.8±0.38
T29*19*15	1	29.0±0.6	19.0±0.6	15.0±0.5
T29*19*15.2A	1	29.0±0.6	19.0±0.6	15.2±0.3
T29*19*7.5	1	29.0±0.5	19.0±0.4	7.49±0.3
T29*21*14A	1	29±0.4	21±0.4	14±0.3
T29*21*16A	1	29±0.4	21±0.4	16±0.3
T30*19*7	1	30±0.6	19±0.6	7±0.3
T30.8*19.3*15.6	1	30.8±0.5	19.3±0.5	15.6±0.4
T31*19*10B	1	31±0.5	19±0.5	10±0.4
T31*19*12	1	31±0.6	19±0.6	12±0.3

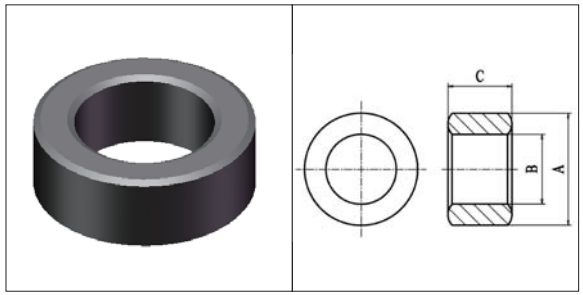

FIG.1

T 型 / T Core

型号 TYPE	图例 FIG.	参数 Parameters C1	Ae	Le	Ve	AL(Ref)* TS5	TS10	重量(Ref) g /PCS
T26*14.5*10.4	1	1.03	58.13	60.14	3495.90	6650	12150	18.20
T26*14.5*15	1	0.72	83.84	60.14	5042.20	9600	17500	26.20
T26*14.5*8	1	1.34	44.71	60.14	2689.20	5100	9300	14.00
T27*7.5*35	1	0.14	297.47	42.13	12530.90	48800	88730	104.00
T28*14*11	1	0.82	73.99	60.97	4511.30	8350	15250	23.50
T28*14*14	1	0.65	94.17	60.97	5741.70	10650	19400	29.90
T28*16*13	1	0.86	76.00	65.64	4988.00	8000	14550	25.90
T28*16*16B	1	0.70	93.53	65.64	6139.10	9800	17900	31.90
T28*16*9	1	1.25	52.61	65.64	3453.20	5500	10050	18.00
T28.4*13.6*14	1	0.61	99.04	60.37	5979	11338	20615	33.47
T29*17*16A	1	0.74	93.75	68.93	6462.2	9400	17091	33.97
T29*19*13.8	1	1.08	67.98	73.20	4976.00	6400	11670	25.90
T29*19*15	1	0.99	73.89	73.20	5408.70	6950	12650	28.10
T29*19*15.2A	1	0.98	74.88	73.20	5480.80	7050	12850	28.50
T29*19*7.5	1	1.98	36.90	73.20	2700.80	3450	6300	14.00
T29*21*14A	1	1.39	55.52	77.19	4285.7	4971	9038	21.54
T29*21*16A	1	1.22	63.45	77.19	4897.8	5681	10329	24.62
T30*19*7	1	1.97	37.84	74.36	2813.50	3500	6400	14.60
T30.8*19.3*15.6	1	0.86	88.08	75.90	6685.90	8000	14550	34.80
T31*19*10B	1	1.28	58.82	75.49	4439.90	5350	9790	23.00
T31*19*12	1	1.07	70.58	75.49	5327.90	6450	11700	27.70

*-Al为磁心对应参考值，具体规格以双方签订承认书为准；AL测试条件：1kHz 0.3V 10Ts；AL单位：nH/N2

*-图例仅展示产品形状，具体细节以实物或以双方签订承认书为准。

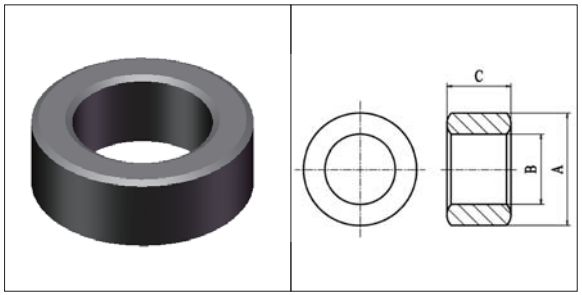

FIG.1

T 型 / T Core

型号 TYPE	图例 FIG.	尺寸 Dimensions (mm) A	B	C
T31*19*13E	1	31±0.6	19±0.6	13±0.4
T31*19*15	1	31±0.6	19±0.6	15±0.3
T31*19*16	1	31.0±0.6	18.6min	16.0±0.4
T31*19*17A	1	31±0.5	19±0.5	17±0.4
T31*19*6A	1	31±0.5	19±0.5	6±0.3
T31*19*7.5	1	31.0±0.6	19.0±0.6	7.5±0.3
T31*19*8	1	31.0±0.5	19.0±0.5	8.0±0.3
T31*19*9.5	1	31±0.6	19±0.6	9.5±0.3
T31*20*10	1	31.0±0.6	20.0±0.6	10±0.3
T31*20*15	1	31±0.6	20±0.6	15±0.3
T31*20*16	1	31±0.6	20±0.6	16±0.4
T32*17*15.5	1	32.0±0.6	16.5min	15.5±0.4
T33*18*7.3	1	33±0.3	18±0.3	7.3±0.2
T33.5*24.3*4.3	1	33.5±0.5	24.3±0.5	4.3±0.3
T36*19*13A	1	36±0.6	19±0.7	13±0.5
T36*23*10C	1	36±0.6	23±0.6	10.0±0.4
T36*23*13B	1	36±0.6	23±0.5	13±0.25
T36*23*15C	1	36.0±0.6	23.0±0.6	15.0±0.4
T37*22*15	1	37.0±0.7	22.0±0.7	15±0.4
T37.5*21.5*30	1	37.5±0.6	21.5±0.6	30±0.3
T37.5/24.5/15.5	1	37.5±0.5	24.5±0.5	15.5±0.5

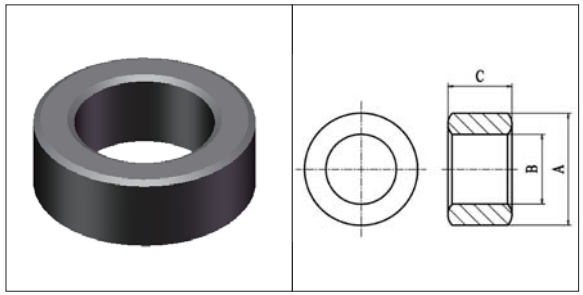

FIG.1

T 型 / T Core

型号 TYPE	图例 FIG.	参数 Parameters C1	Ae	Le	Ve	AL(Ref)* TS5	TS10	重量(Ref) g /PCS
T31*19*13E	1	0.99	76.46	75.49	5771.90	7000	12700	30.00
T31*19*15	1	0.86	88.22	75.49	6659.90	8050	14650	34.60
T31*19*16	1	0.82	92.62	75.92	7031.00	8400	15300	36.60
T31*19*17A	1	0.75	99.99	75.49	7547.80	9150	16600	39.20
T31*19*6A	1	2.14	35.29	75.49	2663.90	3200	5850	13.80
T31*19*7.5	1	1.71	44.11	75.49	3329.90	4000	7340	17.30
T31*19*8	1	1.60	47.05	75.49	3551.90	4300	7800	18.50
T31*19*9.5	1	1.35	55.88	75.49	4217.90	5100	9300	21.90
T31*20*10	1	1.43	54.13	77.60	4200.50	4800	8750	21.80
T31*20*15	1	0.96	81.19	77.60	6300.70	7200	13100	32.80
T31*20*16	1	0.90	86.60	77.60	6720.80	7700	14000	34.90
T32*17*15.5	1	0.65	111.77	72.30	8080.90	10600	19500	42.00
T33*18*7.3	1	1.42	53.10	75.41	4004.40	4850	8850	20.80
T33.5*24.3*4.3	1	4.55	19.61	89.25	1750.30	1520	2750	9.10
T36*19*13A	1	0.76	106.8	80.8	8629.4	9135	16610	46.75
T36*23*10C	1	1.40	63.92	89.65	5730.60	4900	8950	29.80
T36*23*13B	1	1.08	83.10	89.65	7449.90	6400	11600	38.70
T36*23*15C	1	0.93	95.89	89.65	8595.90	7350	13400	44.70
T37*22*15	1	0.81	110.00	88.63	9749.30	8500	15600	50.70
T37.5*21.5*30	1	0.38	233.91	88.06	20598.70	18350	33380	107.00
T37.5/24.5/15.5	1	0.95	99.24	94.51	9379.1	7257	13195	48.05

*-Al为磁心对应参考值，具体规格以双方签订承认书为准；AL测试条件：1kHz 0.3V 10Ts；AL单位：nH/N2

*-图例仅展示产品形状，具体细节以实物或以双方签订承认书为准。

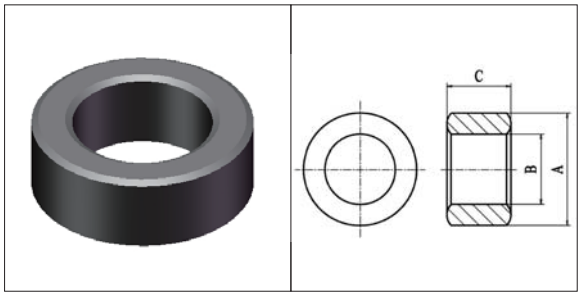

FIG.1

T 型 / T Core

型号 TYPE	图例 FIG.	尺寸 Dimensions (mm) A	B	C
T38*19*10	1	38.0±0.7	19.0±0.7	10±0.5
T38*19*13	1	38.0±0.7	19.0±0.7	13.0±0.5
T38*19*14	1	38.0±0.4	19.0+0.5/-0.1	14.0±0.4
T38*19*17	1	38.0±0.7	19.0±0.7	17±0.5
T38*19.2*13	1	38±0.4	19.2±0.4	13±0.5
T38*22*13	1	38.0±0.7	22.0±0.7	13.0±0.5
T38*22*14C	1	38±0.7	22±0.7	14±0.3
T38*22*15	1	38.0±0.7	22.0±0.7	15±0.5
T38*22*16	1	38±0.7	22±0.7	16±0.5
T38*22*19	1	38.0±0.7	22.0±0.7	19±0.5
T38*19*12.7D	1	38.1±0.7	19±0.5	12.7±0.4
T38*19*16D	1	38.1+0.3/-0.35	19±0.25	15.9±0.25
T38*25*15	1	38.1±0.7	25.4±0.7	15±0.4
T39*20*8	1	39±0.6	20±0.4	8±0.3
T40*24*16	1	40±0.5	24±0.5	16±0.3
T40*20*27	1	40±0.5	20±0.3	27±0.4
T40*24*20	1	40±0.5	24±0.5	20±0.3
T42*21*18.5	1	42±0.8	21±0.5	18.5±0.2
T42*23*20A	1	42±0.7	23±0.5	20±0.5
T42*26*13	1	42.0±0.7	26.0±0.7	13.0±0.5
T42*26*16	1	42.0±0.7	26.0±0.7	16±0.5

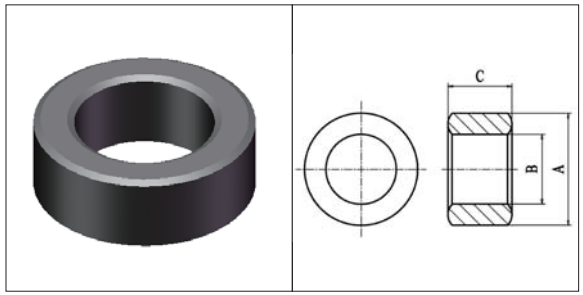

FIG.1

T 型 / T Core

型号 TYPE	图例 FIG.	参数 Parameters C1	Ae	Le	Ve	AL(Ref)* TS5	TS10	重量(Ref) g /PCS
T38*19*10	1	0.91	91.29	82.75	7553.80	7600	13850	39.20
T38*19*13	1	0.70	118.67	82.75	9819.90	9900	18000	51.10
T38*19*14	1	0.65	127.80	82.75	10575.30	10650	19400	55.00
T38*19*17	1	0.53	155.19	82.75	12841.40	12950	23550	66.80
T38*19.2*13	1	0.71	117.56	83.23	9785.00	9700	17750	50.10
T38*22*13	1	0.88	101.45	89.71	9101.40	7800	14200	47.30
T38*22*14C	1	0.82	109.25	89.71	9801.60	8400	15300	50.90
T38*22*15	1	0.77	117.06	89.71	10501.70	9000	16350	54.60
T38*22*16	1	0.72	124.86	89.71	11201.80	9600	17500	58.20
T38*22*19	1	0.61	148.27	89.71	13302.10	11400	20500	69.20
T38*19*12.7D	1	0.71	116.51	82.85	9652.10	9700	17650	50.20
T38*19*16D	1	0.57	145.72	82.83	12069.40	12150	22100	62.80
T38*25*15	1	1.00	93.96	97.06	9119.70	6690	12150	47.40
T39*20*8	1	1.18	73.24	86.13	6308.20	5880	10690	33.17
T40*24*16	1	0.77	125.25	96.29	12060.30	8990	16350	61.07
T40*20*27	1	0.34	255	87.1	22210.5	20234	36789	124.63
T40*24*20	1	0.61	156.57	96.29	15076.1	11238	20433	78.78
T42*21*18.5	1	0.49	187	91.5	17110.5	14125	25681	94.15
T42*23*20A	1	0.52	184.36	96.18	17732.1	13248	24087	95.01
T42*26*13	1	1.01	102.03	102.83	10491.40	6800	12450	54.60
T42*26*16	1	0.82	125.57	102.83	12912.50	8400	15300	67.00

*-Al为磁心对应参考值，具体规格以双方签订承认书为准；AL测试条件：1kHz 0.3V 10Ts；AL单位：nH/N2

*-图例仅展示产品形状，具体细节以实物或以双方签订承认书为准。

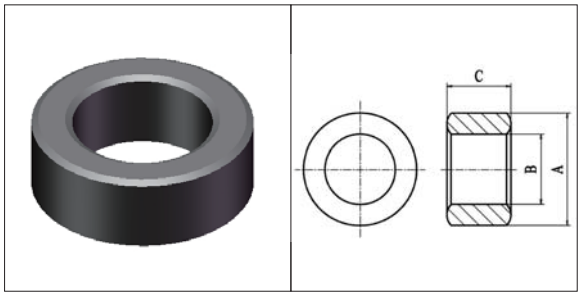

FIG.1

T 型 / T Core

型号 TYPE	图例 FIG.	尺寸 Dimensions (mm) A	B	C
T42*26*18A	1	42±0.7	26±0.7	18±0.5
T42*26*25	1	42±0.7	26±0.7	25±0.5
T44.5*30*15	1	44.5±0.55	30±0.5	15±0.3
T47*27*15	1	47±0.4	27±0.4	15±0.5
T48*30*15	1	48±0.8	30±0.8	15±0.5
T49*31.8*19	1	49±0.8	31.8±0.6	19±0.5
T49*31.8*19	1	49±0.8	31.8±0.6	19±0.5
T49*34*16	1	49±0.7	34±0.7	16±0.5
T49.1*33.8*15.9	1	49.1±0.7	33.8±0.75	15.9±0.35
T49.1*33.8*19	1	49.1±0.7	33.8±0.7	19±0.4
T50*25*19	1	50±0.8	25±0.8	19±0.5
T50*25*20	1	50.0+0/-1.2	25.0+0.6/-0	20.0+1.2/-0
T50*30*20	1	50.0±0.8	30.0±0.8	20.0±0.5
T50*32*20	1	50+0.6/-0.8	32+1/-0.5	20±0.4
T50*35*20A	1	50.0±0.8	35.0±0.8	20.0±0.5
T51*31*13	1	51±0.5	31±0.5	13±0.4
T51*31*26	1	51±0.5	31±0.5	26±0.5
T51.5*31.5*13.5	1	51.5±0.6	31.5±0.5	13.5±0.5
T51.5*31.5*24.5	1	51.5±0.6	31.5±0.5	24.5±0.5
T56*32*15	1	56.0±0.8	32.0±0.8	15.0±0.5
T56*32*16	1	56.0±0.8	32.0±0.8	16±0.5

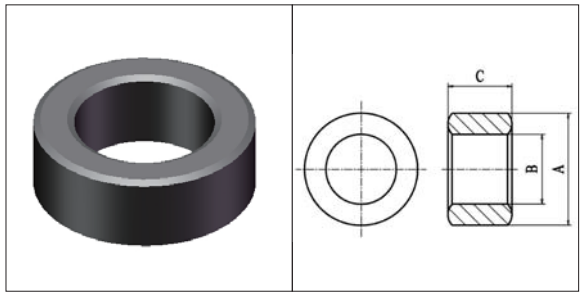

FIG.1

T 型 / T Core

型号 TYPE	图例 FIG.	参数 Parameters C1	Ae	Le	Ve	AL(Ref)* TS5	TS10	重量(Ref) g /PCS
T42*26*18A	1	0.73	141.27	102.83	14526.50	9400	17250	75.50
T42*26*25	1	0.52	196.20	102.83	20176.00	13150	23900	105.00
T44.5*30*15	1	1.06	107.35	114.05	12243.10	6505	11828	62.33
T47*27*15	1	0.76	146.22	110.49	16156.00	9100	16600	84.00
T48*30*15	1	0.89	132.00	119.00	15657.00	7650	13900	81.40
T49*31.8*19	1	0.76	160.88	123.05	19796.30	9036	16429	101.57
T49*31.8*19	1	0.76	160.88	123.05	19796.30	9040	16430	100.59
T49*34*16	1	1.07	118.67	127.52	15133.00	6432	11694	76.62
T49.1*33.8*15.9	1	1.06	120.23	127.24	15298.40	6500	11800	79.50
T49.1*33.8*19	1	0.89	143.67	127.24	18281.10	7800	14150	95.00
T50*25*19	1	0.48	228.22	108.88	24847.90	14500	26300	129.00
T50*25*20	1	0.46	239.17	109.02	26074.20	15200	27500	143.00
T50*30*20	1	0.62	195.71	120.36	23555.40	11230	20400	122.50
T50*32*20	1	0.73	169.38	124.02	21006.50	9440	17160	110.00
T50*35*20A	1	0.88	148.42	130.73	19402.60	7800	14250	101.00
T51*31*13	1	0.97	127.35	123.64	15744.60	7100	12900	82.00
T51*31*26	1	0.49	254.70	123.64	31489.20	14200	25800	164.00
T51.5*31.5*13.5	1	0.95	132.31	125.30	16574.80	7300	13250	86.20
T51.5*31.5*24.5	1	0.52	240.13	125.27	30080.30	13200	24050	156.00
T56*32*15	1	0.75	175.38	131.27	23021.50	9200	16750	119.70
T56*32*16	1	0.70	187.00	131.00	24556.00	9800	17900	128.00

*-Al为磁心对应参考值，具体规格以双方签订承认书为准；AL测试条件：1kHz 0.3V 10Ts；AL单位：nH/N2

*-图例仅展示产品形状，具体细节以实物或以双方签订承认书为准。

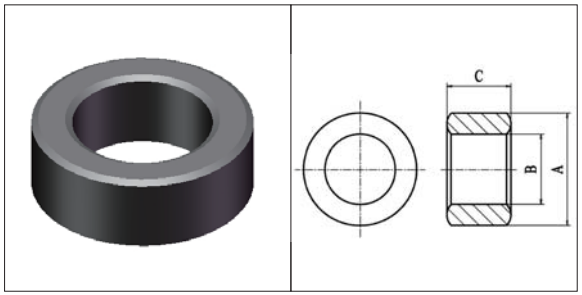

FIG.1

T 型 / T Core

型号 TYPE	图例 FIG.	尺寸 Dimensions (mm)		
		A	B	C
T56*32*18	1	56.0±0.8	32.0±0.8	18.0±0.5
T58.2*30*15.9	1	58.2±0.5	30±0.5	15.9±0.25
T60*36*26	1	60±0.8	36±0.5	26±0.3
T60*36*40	1	60±0.8	36±0.5	40±0.5
T61*35.55*12.7	1	61±1.3	35.55±0.85	12.7±0.5
T62.1*38.2*18	1	62.1±1.1	38.2±0.8	18±0.5
T63*38*25	1	63+0.2/-2	38+1/-0.6	25±0.5
T65*38*20	1	65±1.5	38±0.8	20±0.5
T68*44*15A	1	68±2	44±1.5	15±0.6
T73.65*38.85*12.7	1	73.65±1.5	38.85±0.75	12.7±0.4
T73.7*45.7*20	1	73.66±1.3	45.72±1	20±0.5
T78*51*22	1	78±0.8	51±0.8	22±0.5
T80*40*15	1	80±1.5	40±1.5	15±0.5
T85.7*55.5*12.7	1	85.7±2.5	55.5±2	12.7±0.6
T86.8*54.6*13.2	1	86.8±1.35	54.6±1	13.2±0.45
T96/75/24	1	96±1.4	75±1.1	24±0.5
T99*60*25.3	1	99+1/-1.3	59.8+1.3/-1	25.3±0.5
T101.6*76.2*20	1	101.6±2.6	76.2±2	20±0.7
T102*65*25	1	102±2	65±1.5	25±0.5
T108*72*29.3	1	108±2.2	72±1.5	29.3±0.5
T140*106*25C	1	140±2.9	106±1.8	25±0.7
T140*106*25	1	140±3	106±2	25±1

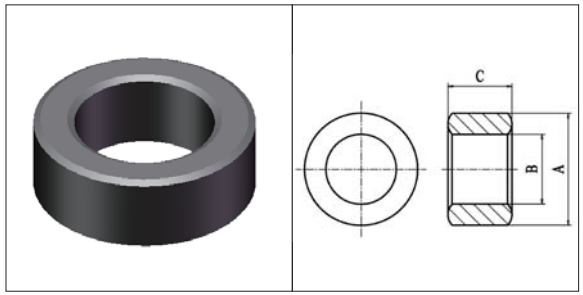

FIG.1

T 型 / T Core

型号 TYPE	图例 FIG.	参数 Parameters				AL(Ref)*		重量(Ref) g /PCS
		C1	Ae	Le	Ve	TS5	TS10	
T56*32*18	1	0.62	210.45	131.27	27625.80	11050	20150	144.00
T58.2*30*15.9	1	0.60	216.16	128.90	27863.00	11590	21070	149.10
T60*36*26	1	0.47	305.3	144.43	44095.10	14609	26562	230.42
T60*36*40	1	0.31	469.70	144.43	67839.70	22480	40870	345.98
T61*35.55*12.7	1	0.92	157.74	144.54	22798.60	7500	13500	119.00
T62.1*38.2*18	1	0.72	210.92	151.52	31957.70	9600	17500	166.20
T63*38*25	1	0.52	292.94	151.52	44385.60	13350	24300	230.00
T65*38*20	1	0.59	263.61	154.28	40668.30	11800	21500	211.50
T68*44*15A	1	0.96	177.18	170.49	30207.40	7182	13059	155.09
T73.65*38.85*12.7	1	0.77	213.60	165.22	35289.90	8900	16250	183.50
T73.7*45.7*20	1	0.66	274.16	180.6	49512.50	10492	19076	256.60
T78*51*22	1	0.67	292.00	197.00	57538.00	10200	18500	299.20
T80*40*15	1	0.60	288.27	174.21	50218.90	11400	20800	261.00
T85.7*55.5*12.7	1	1.14	188.78	214.97	40581.80	6069	11035	208.31
T86.8*54.6*13.2	1	1.03	208.75	214.35	44746.60	6731	12238	231.18
T96/75/24	1	1.06	250.72	265.90	66665.70	6520	11850	315.83
T99*60*25.3	1	0.50	481.96	239.34	115352.80	13917	25304	605.79
T101.6*76.2*20	1	1.09	252.26	275.47	69489.30	6329	11507	347.43
T102*65*25	1	0.56	454.75	253.65	115349.30	12350	22500	600.00
T108*72*29.3	1	0.53	520.00	275.00	143000.00	13070	23760	711.10
T140*106*25C	1	0.90	422.27	381.48	161087.60	7650	13910	804.30
T140*106*25	1	0.72	419.00	302.00	126538.00	9590	17430	741.77

*-Al为磁心对应参考值，具体规格以双方签订承认书为准；AL测试条件：1kHz 0.3V 10Ts；AL单位：nH/N2

*-图例仅展示产品形状，具体细节以实物或以双方签订承认书为准。

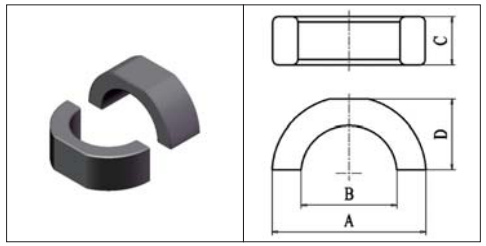

FIG.1

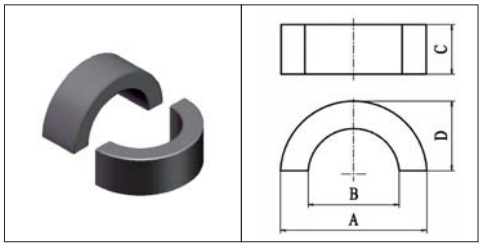

FIG.2

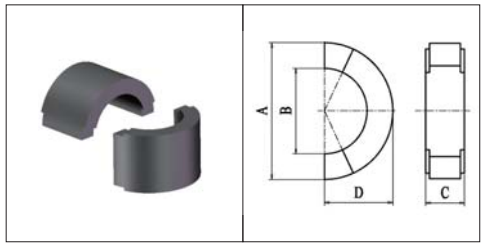

FIG.3

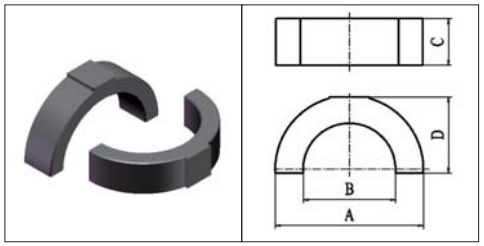

FIG.4

RC 型 / RC Core

型号 TYPE	图例 FIG.	尺寸 Dimensions (mm) A	B	C	D
RC12.7/7.1/4.8	3	6.35±0.15	3.57±0.15	4.78±0.2	
RC15.5/10.5/19	3	15.5±0.2	10.5±0.2	19±0.2	15.8+0.3/-0.2
RC19.4/12.4/11A	1	19.42±0.2	12.42±0.2	11±0.2	3.5±0.2
RC32/10	1	32+0.4/-0.3	25+0.2/-0.4	10±0.25	15.5±0.2
RC40/25/25	1	40.64±0.5	25.4±0.5	25±0.4	15.24±0.2
RC70/52/30	1	70±1	52±0.8	30±0.5	
RC78/52.8/25A	1	78±1	52min	25±0.5	
RC101.6/76.2/22A	1	101.6±2.6	76.2±2	22±0.7	50.8±0.4
RC102/65/22A	2	102±2	65±1.5	22±0.5	49.5±0.5
RC107/65/25	4	107±1.3	65±1.3	25±0.4	54±0.4

RC 型 / RC Core

型号 TYPE	图例 FIG.	参数 Parameters C1	Ae	Le	Ve	AL(Ref)* TS5	TS10(镜面)	重量(Ref) g /PRS
RC12.7/7.1/4.8	3	2.28	12.93	29.51	381.40	1500	3600	2.00
RC15.5/10.5/19	3	0.95	83.93	79.65	6685.50	5400	11000	34.00
RC19.4/12.4/11A	1	1.28	37.87	48.39	1832.20	3400	5710	9.50
RC32/10	1							7.55
RC40/25/25	1	0.54	374.06	200.02	74821.80	11000	21800	390.00
RC70/52/30	1		268.02	188.84	50612.90			122.97
RC78/52.8/25A	1	0.64	311.63	200.24	62400.00	9400	18000	156.00
RC101.6/76.2/22A	1							390
RC102/65/22A	2	0.63	400.18	253.65	101506.5			267
RC107/65/25	4							346.74

*-Al为磁心对应参考值，具体规格以双方签订承认书为准；AL测试条件：1kHz 0.3V 10Ts；AL单位：nH/N2

*-图例仅展示产品形状，具体细节以实物或以双方签订承认书为准。

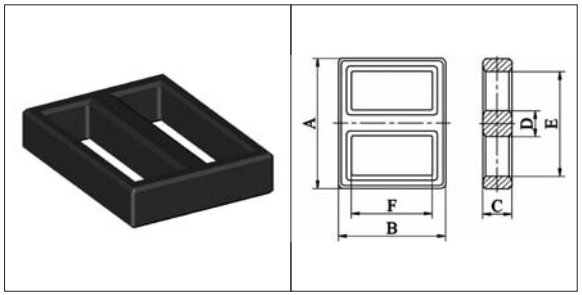

FIG.1

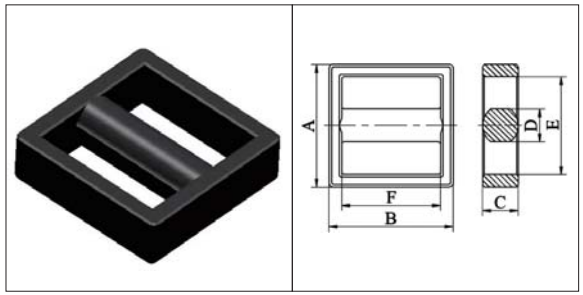

FIG.2

ET 型 / ET Core

型号 TYPE	图例 FIG.	尺寸 Dimensions (mm) A	B	C	D	E	F
ET20B	1	20.1±0.5	20.1±0.5	4.4±0.3	4.0±0.2	15.7min	15.7min
ET20.1/20.1/5.4	1	20.1±0.4	20.1±0.4	5.4±0.2	4±0.2	16.1+0.4/-0.25	16.1+0.4/-0.25
ET20.1/26.3/5.4	1	20.1±0.4	26.3±0.5	5.4±0.2	4±0.2	16.1±0.4	21.6±0.4
ET20.3/21.7/5.4	1	20.3±0.3	21.7±0.3	5.4±0.2	4±0.15	16.2±0.3	17.6±0.3
ET20.3/26.3/5.5	1	20.3±0.4	26.3±0.5	5.5±0.3	4±0.2	16.3±0.4	21.6±0.4
ET21.3/21.3/5.5	2	21.3±0.5	21.3±0.5	5.5±0.25	4.5±0.25	16.1min	15.9min
ET23B	1	23.4±0.3	22.0±0.3	3.8±0.2	3.8±0.2	18.9min	17.4min
ET24	1	24+0.7/-0.4	24+0.7/-0.4	4±0.3	4±0.2	18.9min	18.9min
ET24D	1	24.0+0.7/-0.4	24.0+0.7/-0.4	4.0±0.3	4.0±0.2	19.2min	19.2min
ET25B	1	25.5±0.5	25.5±0.5	5.0±0.3	5.0±0.3	19.2min	19.2min
ET25E	2	24.5+0.7/-0.3	24.5+0.7/-0.3	7±0.3	6.6±0.2	19.5+0.85/-0.15	19.3min
ET28/34.8/6.4	1	28±0.5	34.8±0.5	6.4±0.3	6.4±0.3	22±0.4	28.8±0.5
ET28A	1	28.7±0.5	28.7±0.5	5.0±0.3	5.0±0.3	22.2min	22.2min
ET35B	1	35.3±0.6	35.3±0.6	7.5±0.3	7.5±0.25	27.3±0.5	27.3±0.5

ET 型 / ET Core

型号 TYPE	图例 FIG.	参数 Parameters C1	Ae	Le	Ve	AL(Ref)* TS5	TS10	重量(Ref) g /PRS
ET20B	1	2.93	17.31	50.76	878.7	2400	4300	4.60
ET20.1/20.1/5.4	1	2.3	22.05	50.77	1119.5		5100	5.35
ET20.1/26.3/5.4	1	2.80	22.36	61.89	1383.90	2450	4500	7.20
ET20.3/21.7/5.4	1	2.45	21.94	53.79	1180.20	1720	3680	5.57
ET20.3/26.3/5.5	1	2.73	22.78	62.09	1414.40	2500	4600	7.30
ET21.3/21.3/5.5	2	2.01	25.89	52.16	1350.40	2010	4310	6.18
ET23B	1	3.79	15.09	57.17	862.80	1800	3300	4.50
ET24	1	3.46	17.64	61.11	1077.90	2000	3600	5.60
ET24D	1	3.64	16.98	61.88	1050.80	1900	3400	5.50
ET25B	1	2.29	27.35	62.60	1712.00	3100	5500	8.60
ET25E	2	1.62	37.23	60.12	2238.40	4300	7700	11.60
ET28/34.8/6.4	1	2.10	39.29	82.71	3249.60	3200	5900	16.90
ET28A	1	2.57	27.87	71.61	1995.60	2700	4900	10.40
ET35B	1	1.50	58.59	86.69	5079.30	4800	8600	26.40

*-Al为磁心对应参考值，具体规格以双方签订承认书为准；AL测试条件：1kHz 0.3V 10Ts；AL单位：nH/N2

*-图例仅展示产品形状，具体细节以实物或以双方签订承认书为准。

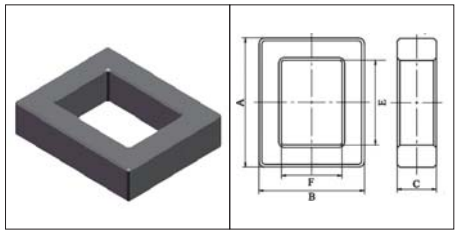

FIG.1

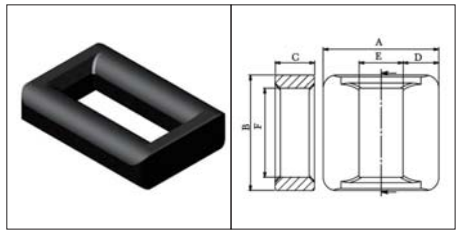

FIG.2

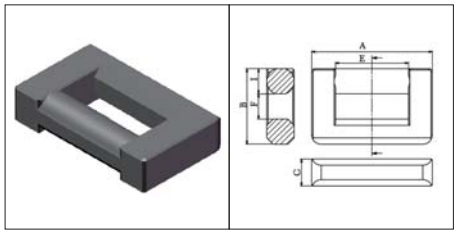

FIG.3

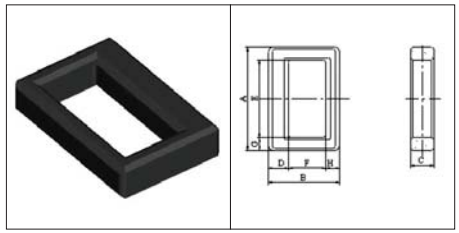

FIG.4

FT 型 / FT Core

型号 TYPE	图例 FIG.	尺寸 Dimensions (mm) A	B	C	D	E	F
FT6.9/5.5/3	1	6.9±0.2	5.45±0.2	3±0.15	1.5±0.15	3.9±0.2	2.45±0.2
FT23A	1	15.0±0.2	18.8±0.2	7.0±0.2	4.0±0.1		
FT16	1	15.6±0.2	13.4±0.2	7.0±0.2	2.8±0.1		
FT17.5/24/6A	2	17.5±0.4	24±0.3	6±0.2	5.5±0.25	6.5±0.4	20±0.3
FT17.6/17.5/6A	2	17.6±0.4	17.5±0.4	6±0.2	5.45±0.25	6.7±0.3	13.5±0.3
FT18.3/19/5.5A	2	18.3±0.4	19±0.4	5.5±0.2		8.22±0.3	14±0.3
FT19/12/4.3	3	19±0.4	12±0.35	4.3±0.3		11.5±0.4	4±0.4
FT19	4	19.5±0.3	14.2±0.6	5.0±0.3	4.0±0.2	12.9min	6.8min
FT20.6B	4	20.6±0.3	14.1±0.3	4.6±0.3	4.2±0.2	15.7min	7.35min
FT21.5B	4	21.5±0.4	14.9±0.3	4.5±0.2	4.2±0.2	16.2±0.3	7.9±0.2
FT21.5E	4	21.5±0.4	15.6±0.3	3.7±0.2	3.7±0.2	15.5±0.3	6.9±0.2
FT22.8/18.1/5C	2	22.8±0.4	18.1±0.4	5±0.3	4.5±0.25	14.8±0.4	9.1±0.4
FT23/19/14	1	23±0.5	18.8±0.2	14±0.2	4±0.1	15±0.2	
FT24.4/16.1/4.6A	1	24.4±0.3	16.05±0.3	4.6±0.2	4.2±0.15	15.7min	7.35min
FT24.7/21.3/5.2B	2	24.7±0.5	21.3±0.5	5.2±0.2	4.9±0.25	15.9+0.4/-0.3	11.5±0.4
FT25.6	4	25.6±0.4	17.6±0.3	5.2±0.25	5.2±0.15	19.5min	
FT31.6/22.8/7.8	1	31.55±0.75	22.75±0.55	7.8±0.2	6.3+0.3/-0	18.5+0.9/-0	9.6+0.5/-0
FT32	1	32.0±0.5	22.8±0.5	7.9±0.2	6.5±0.2	19.0±0.4	9.6±0.4
FT16/19/5.5	2	16±0.3	19±0.5	5.4+0.2/-0.1	5±0.2	6±0.3	14.2±0.4
FT19.2/43/6.8	2	19.2±0.4	43±0.65	6.8±0.25		7±0.3	33±0.55
FT15.1/14.8/5	2	15.1±0.3	14.8±0.3	5±0.2		6.2±0.3	11.2±0.2
FT105/55/25	1	105±1.5	55±0.8	25±0.4		85±1.5	34.8±0.8
FT19.4/15/8.2	4	19.4±0.5	15±0.4	8.2±0.25	13±0.35	8.6±0.25	
FT15.7/9.9/6.4	1	15.7±0.25	9.9±0.25	6.4±0.2		10.9±0.25	4.9±0.2

FT 型 / FT Core

型号 TYPE	图例 FIG.	参数 Parameters C1	Ae	Le	Ve	AL(Ref)* TS5	TS10(镜面)	重量(Ref) g /PRS
FT6.9/5.5/3	1	3.87	4.50	17.41	78.40	1700	3200	0.50
FT23A	1	2.29	28.00	64.17	1796.70	2700	5400	9.30
FT16	1	2.27	19.60	44.40	870.20	2700	5500	4.50
FT17.5/24/6A	2	3.19	17.90	57.05	1021.03	2100	3900	5.30
FT17.6/17.5/6A	2	2.76	16.74	46.14	772.20	2500	4500	4.00
FT18.3/19/5.5A	2	3.10	17.34	53.83	933.07	2200	4000	4.90
FT19/12/4.3	3	2.78	15.46	43.00	664.80	2400	4500	3.50
FT19	4	3.17	15.96	50.60	807.60	2100	3900	4.20
FT20.6B	4	4.50	11.72	52.76	618.30	1500	2800	3.20
FT21.5B	4	4.17	13.46	56.05	754.50	1600	3000	3.90
FT21.5E	4	4.06	13.41	54.48	730.50	1700	3000	3.80
FT22.8/18.1/5C	2	2.93	20.71	60.71	1257.40	2300	4200	6.50
FT23/19/14	1	1.15	56.00	64.17	3593.40	6000	10000	18.70
FT24.4/16.1/4.6A	1	3.13	19.32	60.50	1168.80	2200	4000	6.10
FT24.7/21.3/5.2B	2	3.34	20.83	69.57	1448.84	2000	3700	7.50
FT25.6	4	3.60	17.88	65.79	1176.40	1900	3400	6.10
FT31.6/22.8/7.8	1	1.56	49.85	77.62	3869.40	4400	8000	20.00
FT32	1	1.50	51.82	77.77	4029.80	4600	8300	21.00
FT16/19/5.5	2	2.54	18.52	46.96	869.60	1130	2450	9.64
FT19.2/43/6.8	2	2.46	39.31	96.88	3808.50	1810	3660	33.20
FT15.1/14.8/5	2	3.01	12.63	38.05	480.60	880	1950	6.42
FT105/55/25	1	1.09	250.00	271.41	67853.50	5680	10780	332.35
FT19.4/15/8.2	4	2.03	26.30	53.30	1401.80	2100	4500	13.96
FT15.7/9.9/6.4	1	2.49	15.77	39.29	619.60	1510	3340	2.79

*-Al为磁心对应参考值，具体规格以双方签订承认书为准；AL测试条件：1kHz 0.3V 10Ts；AL单位：nH/N2

*-图例仅展示产品形状，具体细节以实物或以双方签订承认书为准。

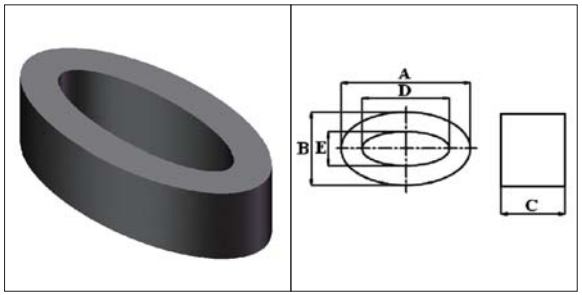

FIG.1

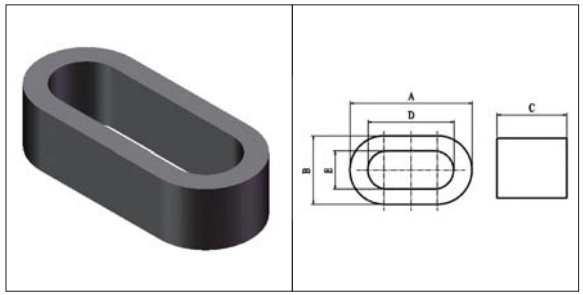

FIG.2

TF 型 / TF Core

型号 TYPE	图例 FIG.	尺寸 Dimensions (mm) A	B	C	D	E
TF12.1/6.8/6	1	12.05±0.3	6.83±0.3	5.95±0.3	8.15±0.3	3.15±0.3
TF19.6/13.1/12.7	2	19.64±0.4	13.1±0.3	12.7±0.25	11.64±0.4	5.1±0.3
TF28/20.2/5	2	28±0.6	20.2±0.6	5±0.3	15±0.6	7.2±0.6
TF29/20/10	2	28.6±0.4	19.6±0.3	9.7±0.25	20.3±0.3	10.8±0.3
TF29/20/20B	2	29±0.4	20±0.3	20±0.25	19.9±0.3	10.4±0.3
TF120.8/37.8/28.3	2	120.8±1.6	37.8±0.8	28.3±0.8	105.2±1.6	22.2±0.8

TF 型 / TF Core

型号 TYPE	图例 FIG.	参数 Parameters C1	Ae	Le	Ve	AL(Ref)* TS5	TS10	重量(Ref) g /PCS
TF12.1/6.8/6	1	1.63	15.00	24.39	367.50	4200	7500	1.30
TF19.6/13.1/12.7	2	0.87	50.80	44.39	2255.00	7900	14000	10.34
TF28/20.2/5	2	1.74	29.76	51.86	1543.35	3950	7200	26.00
TF29/20/10	2	1.52	41.44	63.04	2612.38	4500	8250	13.22
TF29/20/20B	2	0.75	84.16	63.04	5305.45	9200	16700	26.50
TF120.8/37.8/28.3	2	1.19	215.6	255.9	55172			242.97

*-Al为磁心对应参考值，具体规格以双方签订承认书为准；AL测试条件：1kHz 0.3V 10Ts；AL单位：nH/N2

*-图例仅展示产品形状，具体细节以实物或以双方签订承认书为准。

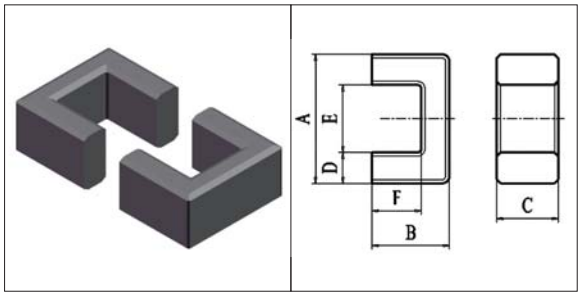

FIG.1

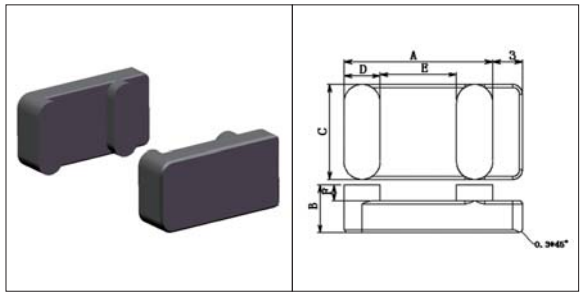

FIG.2

UF 型 / UF Core

型号 TYPE	图例 FIG.	尺寸 Dimensions (mm) A	B	C	D	E	F
UF4.6/6.8/2.6	1	4.6±0.2	3.4±0.15	2.6+0.1/-0.15	1.45+0.05/-0.2	1.7+0.2/-0.1	2.1+0.15/-0.1
UF4.6/12/4	1	4.6±0.1	6.0±0.1	3.6±0.15		2.6±0.1	4.6±0.1
UF6.4/10/5	1	6.4±0.15	5±0.1	5±0.2	2±0.1	2.4±0.1	2.5±0.1
UF8.6/13/4E	1	8.6±0.2	6.45±0.2	3.6±0.2		4min	4.2±0.2
UF9.8/14/3AF	1	9.8±0.2	7.2±0.2	2.7±0.2		4.1min	4.2±0.2
UF9.8/14/3B	1	9.8±0.3	7.1±0.2	2.9±0.2		4.1min	4.3±0.2
UF9.8/16/3E	1	9.9±0.2	8.2+0/-0.2	2.95±0.15		4.35±0.2	5+0.3/-0
UF9.9/15.7/6.4	1	9.9±0.2	7.85±0.15	6.4±0.2		4.9±0.2	5.45±0.15
UF10.5/16/5B	1	10.5±0.3	7.8±0.3	5.0±0.3		5.2min	5.3±0.3
UF11/16/5E	1	11.0±0.4	8.3+0/-0.3	5.3+0/-0.5		5.6min	5.3min
UF11/16.1/5.4A	1	11±0.3	8.05±0.1	5.4+0.1/-0.2	2.5±0.2	5.5min	5.8+0.2/-0.1
UF11.2/16/5.4	1	11.2±0.2	8±0.2	5.35±0.15		5.9min	5.65±0.15
UF13.2/20.4/9	1	13.2±0.3	10.2±0.2	9±0.25	3.25±0.15	6.7±0.2	6.9±0.2
UF13.2/34.8/13	1	13.2±0.2	17.4±0.1	13±0.2		7.4±0.2	14.5±0.15
UF14.1/13.4/2.7	1	14+0.5/-0.4	6.7+0/-0.2	2.8+0/-0.3		8.4+0.6/-0	4.7+0.3/-0
UF15/23/7B	1	15.2±0.5	11.7±0.2	6.7+0/-0.5		5.0min	6.35min
UF15.4/13.2/7.1	1	15.4±0.45	6.6±0.2	7.1+0/-0.5		9.4±0.3	4±0.15
UF16/20/6C	1	16.0±0.4	10.0±0.3	6.0±0.3		6.7min	6.0±0.3
UF16/35/8	1	16±0.3	17.5±0.2	8±0.2		7±0.25	13±0.2
UF16.5/26.4/11.2	1	16.5±0.3	13.2±0.25	11.2±0.25	4.5±0.15	7.5±0.2	8.7±0.2
UF18.5/9.8/10	2	15.46+0/-0.6	4.9±0.1	10+0/-0.6	3.7±0.25	7.46+0.6/-0	1.5+0.3/-0

UF 型 / UF Core

型号 TYPE	图例 FIG.	参数 Parameters C1	Ae	Le	Ve	AL(Ref)* TS5	TS10(镜面)	重量(Ref) g /PRS
UF4.6/6.8/2.6	1	4.28	3.62	15.49	56.10	520	1280	0.32
UF4.6/12/4	1	7.02	3.84	26.95	103.50	490	870	0.50
UF6.4/10/5	1	2.01	10.79	21.71	234.20	1500	2710	1.20
UF8.6/13/4E	1	4.03	7.99	32.19	257.20	920	1550	1.34
UF9.8/14/3AF	1	4.49	7.66	34.39	263.40	850	1790	1.38
UF9.8/14/3B	1	4.36	7.94	34.63	275.00	880	1790	1.43
UF9.8/16/3E	1	4.58	8.35	38.27	319.50	880	1550	1.66
UF9.9/15.7/6.4	1	2.49	15.77	39.29	619.60	1510	3340	2.79
UF10.5/16/5B	1	3.20	12.50	40.05	500.70	1250	2620	2.60
UF11/16/5E	1	3.05	13.46	40.99	551.80	1350	2380	2.87
UF11/16.1/5.4A	1	3.25	3.25	42.7	550.80	1270	2580	3.00
UF11.2/16/5.4	1	3.26	13.05	42.59	555.80	1190	2620	2.74
UF13.2/20.4/9	1	1.74	29.41	51.29	1508.40	2400	5160	7.70
UF13.2/34.8/13	1	2.17	37.70	81.91	3088.00	2270	4650	15.10
UF14.1/13.4/2.7	1	5.50	5.99	32.92	197.20	490	1100	1.22
UF15/23/7B	1	1.66	31.94	52.88	1689.00	2700	7140	8.80
UF15.4/13.2/7.1	1	2.21	19.60	43.40	850.60	1770	3880	4.12
UF16/20/6C	1	2.01	25.50	51.37	1309.90	2200	4760	6.80
UF16/35/8	1	2.23	36.00	80.14	2884.90	2200	4520	14.32
UF16.5/26.4/11.2	1	1.25	50.40	63.14	3182.30	3620	7620	6.88
UF18.5/9.8/10	2	0.78	42.60	33.13	1411.20	4160	9410	3.29

*-Al为磁心对应参考值，具体规格以双方签订承认书为准；AL测试条件：1kHz 0.3V 10Ts；AL单位：nH/N2

*-图例仅展示产品形状，具体细节以实物或以双方签订承认书为准。

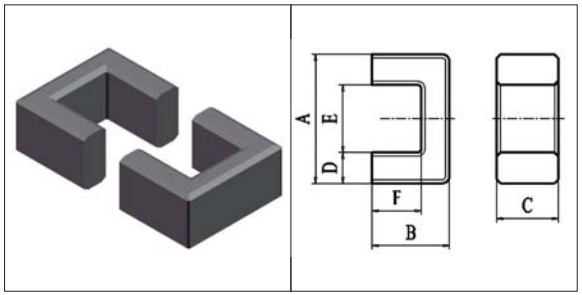

FIG.1

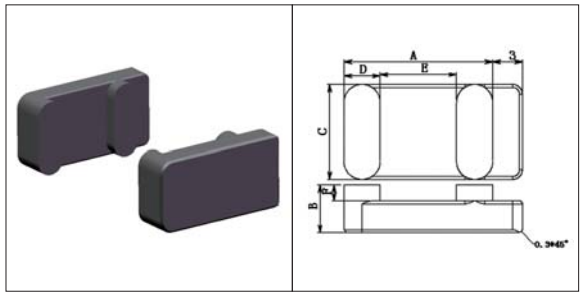

FIG.2

UF 型 / UF Core

型号 TYPE	图例 FIG.	尺寸 Dimensions (mm) A	B	C	D	E	F
UF19.5/28/11.5	1	19.5±0.3	14±0.2	11.5±0.2	4.5±0.1	10.5±0.2	9.5±0.2
UF19.7/35.4/48	1	19.7±0.4	17.7±0.2	48±0.4	6±0.2	7.4min	11.7±0.2
UF20/28/4B	1	20±0.4	14±0.2	3.9±0.2		8±0.2	8±0.2
UF20.2/28/11B	1	20.2±0.3	14±0.2	11±0.2		10.3+0.3/-0	9±0.2
UF20.5/28/11	1	20.5±0.4	14.2±0.1	11±0.2		10.5±0.4	9.2±0.15
UF20.5/29.8/12	1	20.5±0.5	14.9±0.3	12±0.25		8.9±0.4	9.1±0.2
UF21/32/8B	1	21.7±0.4	16±0.2	8.0+0/-0.4		7.0±0.4	8.5±0.25
UF22.3/30/9	1	22.3±0.4	15±0.2	9±0.2		10.3±0.3	9±0.2
UF24.6/28/23.2	1	24.6±0.3	14±0.3	23.2±0.2	3.5±0.1	17.6±0.3	10.5±0.1
UF25/38/13	1	24.8±0.7	19+0/-1	13.0+0/-0.5		8.2±0.3	10+0.5/-0
UF26.5/34/16A	1	26.5±0.4	17±0.2	16±0.2	4.75±0.2	17±0.4	12.2±0.2
UF26.6/34/16.2	1	26.6±0.3	17±0.2	16.2±0.2	5±0.1	16.6±0.2	12±0.2
UF27/34/16B	1	27+0.2/-0.3	17±0.2	16±0.2	5±0.15	17+0.2/-0.3	12±0.2
UF27.1/15.4/17	1	27.1±0.4	7.7±0.2	17±0.4	9.4±0.3	8.3±0.3	1.5±0.3
UF27.3/14.9/7.5	1	27.3±0.5	8.34±0.1	7.5±0.3			
UF28.3/36/14	1	28.3±0.4	18±0.2	14±0.3		16.3±0.4	12±0.2
UF39/42.5/20	1	38.3±0.5	21.05±0.3	19.6±0.35		11.25±0.35	14.45±0.2
UF40/52/16A	1	40±0.5	26±0.2	16±0.3		25±0.4	18.5±0.2
UF40.7/70.8/10	1	40.7±0.4	35.4±0.2	10±0.3		24.9±0.4	27.5±0.25
UF41.5/51/18B	1	41.4+0.2/-0.4	25.5±0.2	18±0.2	7±0.15	27.4±0.3	18.5±0.2
UF41.5/50.4/15.1	1	41.5±0.7	25.2±0.3	15.1±0.3	6±0.3	29min	18.9±0.3

UF 型 / UF Core

型号 TYPE	图例 FIG.	参数 Parameters C1	Ae	Le	Ve	AL(Ref)* TS5	TS10(镜面)	重量(Ref) g /PRS
UF19.5/28/11.5	1	1.41	51.75	73.14	3785.00	3550	5830	19.70
UF19.7/35.4/48	1	0.28	288.00	81.05	23341.80	18300	29760	121.40
UF20/28/4B	1	2.86	23.40	66.85	1564.30	1700	2800	8.10
UF20.2/28/11B	1	1.34	54.16	72.40	3921.30	3700	6070	20.40
UF20.5/28/11	1	1.34	55.00	74.00	4043.00	3700	6070	21.00
UF20.5/29.8/12	1	1.04	69.60	72.42	5040.50	4560	9460	25.70
UF21/32/8B	1	1.24	57.74	71.32	4118.10	4000	6550	21.40
UF22.3/30/9	1	1.40	54.00	75.45	4074.20	3600	5950	21.20
UF24.6/28/23.2	1	1.09	81.20	88.20	7161.40	4630	9430	17.64
UF25/38/13	1	0.79	105.60	83.40	8806.50	6500	10600	45.80
UF26.5/34/16A	1	1.28	76.34	97.80	7465.90	4200	6670	38.80
UF26.6/34/16.2	1	1.20	81.00	96.91	7849.70	4310	8710	37.62
UF27/34/16B	1	1.22	80.00	97.71	7816.60	4400	7080	40.60
UF27.1/15.4/17	1	0.38	121.63	46.20	5619.30	9200	20010	32.11
UF27.3/14.9/7.5	1	3.11	22.50	69.89	1572.40	1510	3150	7.90
UF28.3/36/14	1	1.18	84.00	99.45	8353.70	4550	7260	43.40
UF39/42.5/20	1	0.55	0.55	102.37	18949.40	9850	18400	92.85
UF40/52/16A	1	1.23	120.00	148.00	17708.00	4700	7380	92.10
UF40.7/70.8/10	1	2.34	79.00	184.62	14584.80	2510	4850	71.92
UF41.5/51/18B	1	1.20	125.49	150.71	18912.70	4850	7620	98.30
UF41.5/50.4/15.1	1	1.66	92.53	153.84	14235.00	3500	5600	74.00

*-Al为磁心对应参考值，具体规格以双方签订承认书为准；AL测试条件：1kHz 0.3V 10Ts；AL单位：nH/N2

*-图例仅展示产品形状，具体细节以实物或以双方签订承认书为准。

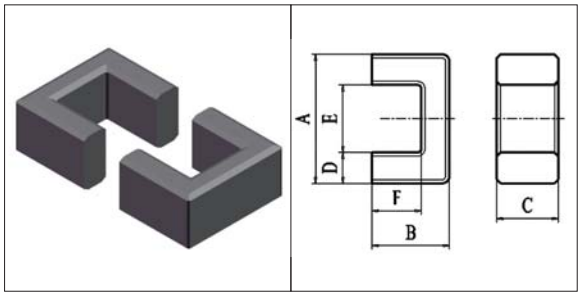

FIG.1

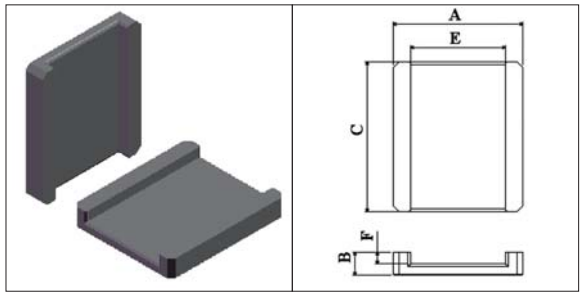

FIG.3

UF 型 / UF Core

型号 TYPE	图例 FIG.	尺寸 Dimensions (mm) A	B	C	D	E	F
UF41.8/52.3/16.3A	1	42+0/-0.5	26+0.3/-0	16.5+0/-0.4	8.3±0.15	25+0.5/-0	17.5+0.3/-0
UF41.9/17.2/10	1	41.9±0.4	8.6±0.2	10±0.3	16.6±0.4		1.5±0.25
UF43.2/19/27.9	1	43.2±0.9	9.5±0.15	27.9±0.6		35.4±0.7	5.4±0.15
UF44.4/16/52	3	44.4±0.6	8±0.2	52±1		32.4±0.4	4±0.25
UF44.4/16/57	3	44.4±0.6	8±0.2	57±1		32.4±0.4	4±0.25
UF45/42/12A	1	45±0.3	21±0.2	12±0.25	7±0.2	31±0.25	14±0.2
UF46/79/28A	1	46±0.5	39.5±0.5	28±0.5	14±0.3		25.4±0.5
UF54.7/71.7/19.5A	1	55+0/-0.6	35.7+0.3/-0	19.5±0.2	8.5+0.3/-0	37.4+0.2/-0.3	27+0.3/-0
UF56.1/47.2/15.8A	1	56.1±0.6	23.6±0.25	15.75±0.25		38.6±0.6	17.6±0.25
UF59/67/15B	1	59+0.2/-0.4	33.5±0.2	15±0.2	10±0.2	39+0.3/-0.35	23.5±0.2
UF67/46.7/40	1	67±1	23.35±0.3	40±0.5		56min	18.25±0.3

UF 型 / UF Core

型号 TYPE	图例 FIG.	参数 Parameters C1	Ae	Le	Ve	AL(Ref)* TS5	TS10(镜面)	重量(Ref) g /PRS
UF41.8/52.3/16.3A	1	1.08	136.19	147.39	20072.40	5350	8330	104.40
UF41.9/17.2/10	1	0.83	81.76	67.79	5542.80	4870	10160	31.72
UF43.2/19/27.9	1	0.93	112.81	104.92	11836.40	5900	9170	61.50
UF44.4/16/52	3	0.42	223.40	94.55	21123.10	11270	22820	111.76
UF44.4/16/57	3	0.39	244.88	94.55	23153.60	12350	25010	122.58
UF45/42/12A	1	1.67	84.00	139.99	11759.20	3450	5480	61.10
UF46/79/28A	1	0.46	392.89	181.74	71403.40	12900	19050	370.00
UF54.7/71.7/19.5A	1	1.25	169.08	210.65	35617.20	4900	7620	18.50
UF56.1/47.2/15.8A	1	1.53	108.56	165.79	17998.20	3850	6070	93.60
UF59/67/15B	1	1.36	149.59	203.34	30417.30	4450	7000	158.00
UF67/46.7/40	1	1.00	202.37	202.85	41049.90	5860	11280	102.53

*-Al为磁心对应参考值，具体规格以双方签订承认书为准；AL测试条件：1kHz 0.3V 10Ts；AL单位：nH/N2

*-图例仅展示产品形状，具体细节以实物或以双方签订承认书为准。

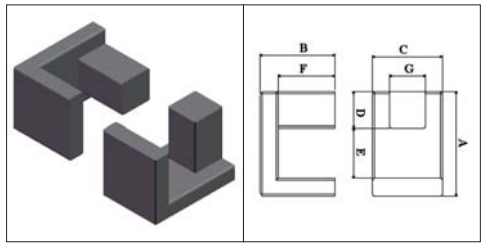

URS IG.1

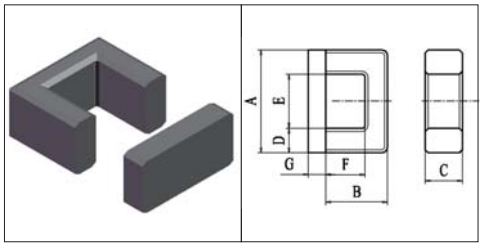

UI FIG.1

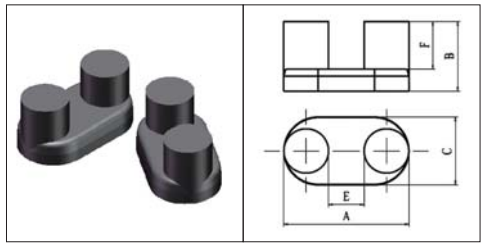

UY FIG.1

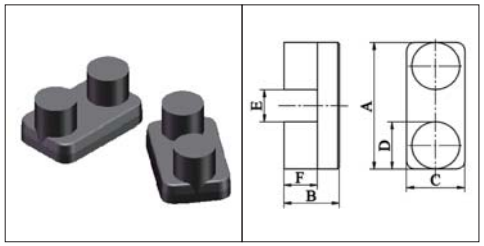

UY FIG.2

URS 型 / URS Core

型号 TYPE	图例 FIG.	尺寸 Dimensions (mm)						
		A	B	C	D	E	F	G
URS15/21.5/10	1	15±0.3	10.75±0.2	10±0.2	5.2±0.15	7.2±0.3	8.15±0.2	5.2±0.15

URS 型 / URS Core

型号 TYPE	图例 FIG.	参数 Parameters				AL(Ref)*		重量(Ref) g /PRS
		C1	Ae	Le	Ve	TS5	TS10(镜面)	
URS15/21.5/10	1	2.29	26.30	60.24	1584.30	1930	4070	7.80

UI 型 / UI Core

型号 TYPE	图例 FIG.	尺寸 Dimensions (mm)						
		A	B	C	D	E	F	G
UI10.9/5.3/6.3	1	10.9±0.3	3.3±0.15	6.25±0.3	2.65±0.15	6.9±0.3	1.65±0.15	2±0.1
UI17/5	1	16.3±0.3	8.7±0.3	5.0±0.2		10.6min	6.4+0.3/-0.2	2.8±0.2
UI25/40/30	1	25±0.4	33±0.2	30±0.45		11±0.4	26±0.25	

UI 型 / UI Core

型号 TYPE	图例 FIG.	参数 Parameters				AL(Ref)*		重量(Ref) g /PRS
		C1	Ae	Le	Ve	TS5	TS10(镜面)	
UI10.9/5.3/6.3	1	1.99	11.54	22.93	264.60	1580	2830	1.42
UI17/5	1	3.30	12.90	42.60	549.00	1250	2140	2.80
UI25/40/30	1	0.46	210	95.99	20157.9		5400	185.05

UY 型 / UY Core

型号 TYPE	图例 FIG.	尺寸 Dimensions (mm)					
		A	B	C	D	E	F
UY24.5/21/14	2	24.54±0.4	10.5±0.15	14.0±0.2	8.5±0.2	7.54±0.2	6.5±0.2
UY38/38/20A	2	38±0.45	19±0.2	20±0.25	11.7±0.2	14.2min	13.7+0.15/-0.1
UY47.5/54.4/26	1	47.5±0.5	27.2±0.2	26±0.5	17±0.3	13.5±0.5	18.2±0.2

UY 型 / UY Core

型号 TYPE	图例 FIG.	参数 Parameters				AL(Ref)*		重量(Ref) g /PRS
		C1	Ae	Le	Ve	TS5	TS10(镜面)	
UY24.5/21/14	2	0.71	77.33	55.07	4258.80	6400	10710	19.80
UY38/38/20A	2	1.22	106.74	130.22	13899.68	4600	7380	69.00
UY47.5/54.4/26	1	0.63	229.70	144.16	33114.50	8850	17370	174.80

*-Al为磁心对应参考值，具体规格以双方签订承认书为准；AL测试条件：1kHz 0.3V 10Ts；AL单位：nH/N2

*-图例仅展示产品形状，具体细节以实物或以双方签订承认书为准。

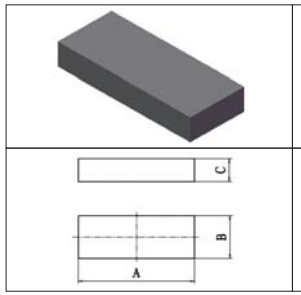

I FIG.1

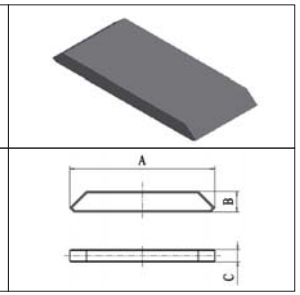

I FIG.2

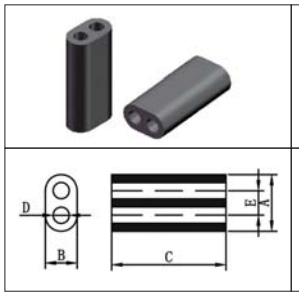

RID FIG.1

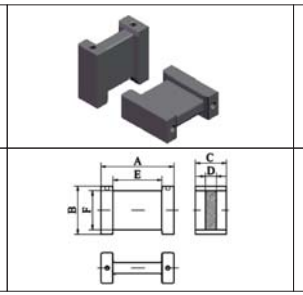

DRH FIG.1

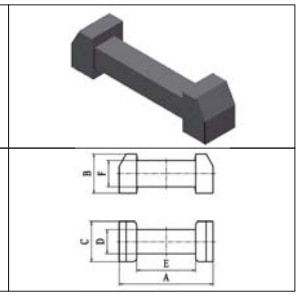

DRH FIG.2

I 型 / I Core

型号 TYPE	图例 FIG.	尺寸 Dimensions (mm)			重量(Ref) g /PRS
		A	B	C	
I7.8/7/2.5	1	7.8±0.2	7±0.2	2.5±0.2	0.66
I14/7/3	1	14.3±0.3	7±0.2	2.5±0.2	1.2
I14.1/2.7/2.9	1	14+0.5/-0.4	2.8+0/-0.3	3+0/-0.3	0.50
I16/15/2	1	16±0.3	15±0.3	2±0.1	2.35
I17.5/2.5/1.5	2	17.5+0.3/-0	2.5±0.1	1.5±0.1	0.3
I40/12/2.5B	1	40+0.15/-0.65	12±0.2	2.5±0.1	5.8
I40/19.5/7A	1	40±0.6	19.5±0.3	7±0.2	26.75
I44/15/7	1	44+0.9/-0.6	15±0.4	7±0.3	22.72
I49.5/12/2.5	1	49.5±0.3	12±0.24	2.5±0.1	7.00
I59.5/24/10	1	59.5+0/-1	24+0/-0.5	10+0/-0.2	67.97
I60/12/2.5A	1	60±1	12±0.3	2.5±0.2	8.8
I79/24/4	1	79.15±0.85	23.5±0.5	4.0±0.2	36.46

RID 型 / RID Core

型号 TYPE	图例 FIG.	尺寸 Dimensions (mm)					重量(Ref) g /PCS
		A	B	C	D	E	
RID13.3/7.5	1	13.3±0.6	7.5±0.35	27±0.75	3.8±0.25	5.7±0.25	8.40

DRH 型 / DRH Core

型号 TYPE	图例 FIG.	尺寸 Dimensions (mm)						重量(Ref) g /PCS
		A	B	C	D	E	F	
DRH10/9/4B	1	9.9±0.2	8.9±0.2	3.91±0.2	2±0.2	5.85±0.2	7.25±0.3	1.08
DRH15/4/3.5	2	15±0.25	4±0.15	3.5±0.15	1.4±0.1	10±0.25	2±0.1	0.44

*-Al为磁心对应参考值，具体规格以双方签订承认书为准；AL测试条件：1kHz 0.3V 10Ts；AL单位：nH/N2

*-图例仅展示产品形状，具体细节以实物或以双方签订承认书为准。

概念

主要概念与定义

1、磁场

电流产生磁场，在螺线管中，或在磁路中电流的产生的磁场为：

$$H=\frac{NI}{l}$$

在这一个表式中，采用国际单位制，H单位为安培/米(A/m)，N为匝数，I为电流，单位安培(A)，l为螺线管或磁路长度，单位为米(m)。

在磁心中，加正弦波电流，可用有效磁路长度l_e来计算磁场强度：

$$H=\frac{\sqrt{2}IN}{l_e}(A/m)$$

$$1Oe=\frac{1\times10^3}{4\pi}\approx79.58A/m$$

2、磁通密度、磁极化强度、磁化强度

在磁性材料中，加强磁场H时，引起磁通密度变化，其表现为：$B=\mu_0H+J$ 或 $B=\mu_0(H+M)$

B为磁通密度，亦称磁感应强度，J称磁极化强度，M称磁化强度，μ_0为真空磁导率，其值为$4\pi\times10^{-7}$亨利/米(A/m)。

B、J单位T，H、M单位为A/m，1T=10^4Gs。

在磁心中可用有效面积A_e来计算磁通密度：

正弦波为：$\hat{B}=\frac{0.225V}{fNA_e}$

电压单位V，频率单位为Hz，N为匝数，B单位为T，A_e单位为m^2。

3、饱和磁通密度、剩余磁化强度、矫顽力

B和H的关系除在真空中和在磁性材料中小磁化场下具有线性关系外，一般具有非线性关系，即具有所谓磁滞回线性质：

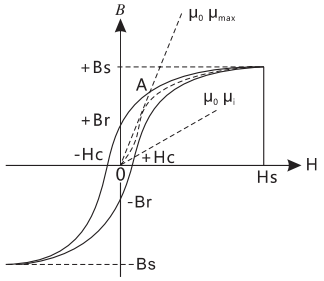

Bs为饱和磁化强度，Br为剩余磁化强度，Hc为矫顽力。

Hs为饱和磁化场，不同磁性材料产生的磁滞回线表现形式不一样，Bs、Br、Hc、Hs都不一样。

4、磁导率

(1) $\frac{B}{H}=\mu_0(1+\frac{B}{H})=\mu_{absolute}$ 称绝对磁导率，是有量纲的。

(2) $\frac{B}{H}=\mu_0\mu_r$，μ_r称相对磁导率，是无量纲的，是一个数值。

我们平常用的大都是相对磁导率，且把脚标r省去。

(3) $\frac{1}{\mu_0}\frac{\triangle B}{\triangle H_{(\triangle H\to0)}}=\mu_i$ 称初始磁导率，它与温度、频率有关。测量时在一定温度、一定频率、很低的磁通密度（或很小的磁场）、闭合磁路中进行。在实际测量中，规定：磁场H所产生的磁通密度应小于1mT，一般B为0.1mT，但亦有许多特殊情况，应加以注意。

(4) 在磁路中存在气隙，即非闭合磁路条件下，测得的磁导率为有效磁导率：

$$\frac{\mu_i}{1+g\mu_i/l_e}=\mu_e$$

g是气隙长度，l_e是有效磁路长度。这一表示，仅是小气隙g下的一种近似。在大气隙下，磁通要穿过气隙的外部，其有效磁导率将大于按上式计算所得之值。

(5) 在没有偏置磁场的情况下，磁场H较大时，该磁场H产生磁通密度B，则这时，

$\mu_a=\frac{1}{\mu_0}\frac{B}{H}$，称振幅磁导率。

(6) 在具有直流偏置磁场时，再加上一个交流磁场，这时测得的磁导率 $\mu_\triangle=\frac{1}{\mu_0}\left[\frac{\triangle B}{\triangle H}\right]_{H_{DC}}$

称为增量磁导率。在直流迭加状态下测得的电感，计算出的磁导率近似于增量磁导率。

(7) 上述 (1) -(6) 的磁导率都是频率较低，或接近直流状态下测得的磁导率，在频率较高时，其磁导率表现为复数磁导率。

在串联电路中为$\mu=\mu'_s-j\mu''_s$

在并联电路中为 $\frac{1}{\mu}=\frac{1}{\mu_p}-\frac{1}{j\mu_p}$

μ'_s，μ''_s，μ'_p，μ''_p都是频率的函数。

5、阻抗

电感产生感抗$X_L=j\omega L$，电容产生容抗$X_C=\frac{1}{j\omega C}$，二者总称为电抗，纯电阻R。

三者总称阻抗，在磁性器件讨论中，相对低的频率下，我们忽略容抗，只讨论电阻和感抗，且有串联电路和并联电路之分。

串联电路

串联电路中阻抗$Z_s=R_s+j\omega L_s$

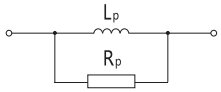

并联电路

并联电路中阻抗$Z_p=\frac{1}{1/(j\omega L_p)+1/R_p}$

Z_s、Z_p都与频率有关，其特性称为阻抗频率特性，它与磁性材料频率特性有关。另外，它们与绕组参数有关。在复数磁导率中，其频率特性表现为μ'，μ"的频率特性。阻抗频率特性，实际上是磁性器件的特性，并非是材料的特性。

6、损耗因子

表示小信号下材料的损耗特性。由于磁心损耗，引起信号相移，其表示为：

$$tg\delta_m=\frac{R_s}{\omega L_s}=\frac{\mu'_s}{\mu''_s}\ \text{or}\ tg\delta_m=\frac{\omega L_p}{R_p}=\frac{\mu'_p}{\mu''_p}$$

$Tg\delta_m$ 称为损耗因子，表示的是损耗功率与贮能的比值。因磁心损耗包括磁滞损耗，涡流损耗、剩余损耗，所以损耗因子可表示为：

$tg\delta_m=tg\delta_h+tg\delta_e+tg\delta_r$，分别称为磁滞、涡流、剩余损耗因子。

7、比损耗因子

$\frac{tg\delta_m}{\mu_i}$ 或 $\frac{tg\delta}{\mu_i}$ 称比损耗因子，与材料几何尺寸无关，表示小信号下材料的损耗特性。

8、气隙的影响

当磁路中有气隙时，其损耗因子为带气隙损耗因子，$(tg\delta)_{gap}$它与无气暇时损耗因子的关系为：

$$\frac{(tg\delta)_{gap}}{\mu_e-1}=\frac{tg\delta}{\mu_i-1}$$

因μ_e、$\mu_i>>1$，所以有：$\frac{(tg\delta)_{gap}}{\mu_e}=\frac{tg\delta}{\mu_i}$，即有 $(tg\delta)_{gap}=\frac{tg\delta\cdot\mu_e}{\mu_i}$

由于$\mu_e<\mu_i$，所以开气隙后，损耗因子减小，Q值增加。

磁心开制气隙后，磁心内部磁场强度H_i大大减小，由$H_i=H_e-H_d=H_e-NM$可以看出，退磁因子N越大，H_i越小。

这里H_e是绕组通以电流后产生的磁场（$H_e=\frac{NI}{le}$），M是磁化强度。退磁因子为0-4π，对闭路磁心N=0，气隙越大，N越大，反之亦然。开制气隙可增加磁场和温度的稳定性。

9、品质因数Q

磁性器件作滤波器的电感时，通常用品质因数(Q) 来表示它的质量，品质因数 $Q=\frac{1}{tg\delta}=\frac{\omega L}{R_{tot}}$，

R_{tot} 表示总电阻，它是线圈和磁心的总电阻。

R_{tot} 表示损耗，包括磁心损耗、铜钱损耗。Q与频率和绕组参数有关。

10、大信号场下的功率损耗

大信号场下，磁心损耗用下式表示:

$P_m=P_h+P_e+P_r$，P_h、P_e、P_r，分别表示磁滞损耗、涡流损耗、剩余损耗。

11、温度系数与比温度系数

温度系数为：$\alpha_{\mu i}=\frac{\mu_{i2}-\mu_{i1}}{\mu_{i1}}\times\frac{1}{T_2-T_1}$

μ_{i1}，μ_{i2} 分别表示温度 T_1，T_2 时的初始磁导率。

比温度系数：$\alpha_{\mu ir}=\frac{\alpha_{\mu i}}{\mu_{i1}}=\frac{\mu_{i2}-\mu_{i1}}{(\mu_{i1})^2}\times\frac{1}{T_2-T_1}$

$\alpha_{\mu i}$，$\alpha_{\mu ir}$ 均表示磁导率的温度稳定性。

12、减落因子与比减落因子

减落因子为 $D_A=\frac{\mu_{i1}-\mu_{i2}}{\mu_{i1}}\times\frac{1}{lg(t_1/t_2)}$

μ_{i1}，μ_{i2} 表示同一温度下，t_1，t_2 时刻的初始磁导率。

比减落因子 $D_F=\frac{D_A}{\mu_{i1}}=\frac{\mu_{i1}-\mu_{i2}}{\mu_{i1}^2}\times\frac{1}{lg(t_1/t_2)}$

D_A，D_F 都表示μ_i 经磁扰动或机械冲击后的经时变化。比减落因子，一般用 D_F 表示，有时简称减落因子。

13、电感系数 AL

一个电感器或变压器，绕有N匝线圈，其电感值为L，则定义AL $\frac{L}{N^2}$，当AL单位为 $\frac{nH}{N^2}$ 时。$AL=\frac{1}{N^2}\cdot10^9$

这里L的单位为亨利，一般N取100，当N取得很大磁心又是闭路时，不宜采用AL来表达，因可能进入谐振区或接近饱和区。

在设计中，知道 AL 值和设定要求的电感 (nH)，则导线圈数：$T_S=\left[\frac{Set\ L(nH)}{AL\ (nH/N)^2}\right]^{1/2}$

在无隙情况下，$\mu_i=\frac{C_1}{0.4\pi}AL$，这里C为磁心常数，单位为$mm^{-1}$，AL 为 $\frac{nH}{N^2}$。

AL值与气隙大小有关、磨削面精度有关。

14、静磁场影响-直流迭加

当交流磁场与直流磁场同时作用于磁心时，称为静磁场的影响，有时，简单地称为直流迭加。当磁心有一个恒定的直流磁场 H_{DC}，并在其上迭加一个幅度为 $\frac{\Delta H}{2}$ 的正弦磁场时，则表示为：

$$H = H_{DC} + \frac{\Delta H}{2}\sin\omega t$$

当正弦磁场作用时，磁通密度形成小磁滞回线时，其峰值用ΔB/2表示，此时小磁滞回线在大磁滞回线内变化，小磁滞回线的平均斜率叫增量磁导率（前已述过）。

$$\mu_\Delta = \frac{1}{\mu_0}\left[\frac{\Delta B}{\Delta H}\right]_{H_{DC}}$$

这里，正弦场叫工作场，直流场叫偏磁化场或偏置场。增量磁导随偏置场而改变。测直流迭加特性，就是在一定偏置场下加工作场，测其增量磁导率，并与无直流场时的磁导率作比较。
由于交流磁场值大小不同，小回线有二种代表性的状态，如：

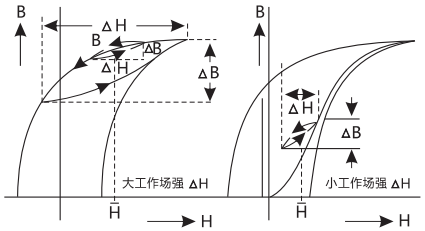

直流磁场H叠加一个幅度为ΔH/2的交流磁场后的磁滞回线

从中可推知迭加特性与材料特性的关系。
由于许多电路中，往往存在直流电成份，这相当于加了一个直流偏置场，而它会影响增量磁导率的大小，所以迭加特性很重要。

15、居里温度

居里温度是磁性材料从铁磁性（亚铁磁性）到顺磁性的转变温度，或称磁性消失温度，表示方式有多种。天通材料标准中规定的确定居里温度的方法如下图：

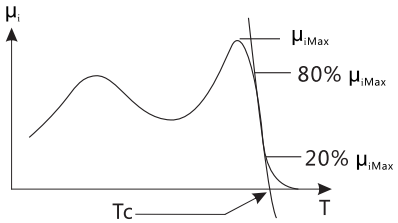

随温度升高，磁导率下降到最大值的80%，20% 时，这二点联线，延长到与温度轴的交点，即为居里温度。

Main concepts and definitions

1、Magnetic field

Current induces magnetic field. In spiral coils, the magnetic field (H) induced by current can be expressed as：

$$H = \frac{NI}{l}$$

Where all parameters, are in SI unit system and N is turn number, I (A) is current, l(m) is the length of the spiral coils. In magnetic core, the field strength H induced by alternate current can be calculated in term of the effective length le of the spiral coils：

$$H = \frac{\sqrt{2}IN}{l_e}\ (A/m)$$

$$1O_e = \frac{1\times10^3}{4\pi} \approx 79.58A/m$$

2、Magnetic flux density, magnetic polarizability, magnetization.

In magnetic material, the magnetic flux density varies as applied field H. It behaviors as：

$$B = \mu_0 H + J \quad \text{or} \quad B = \mu_0(H + M)$$

Where B is magnetic flux density also called magnetic induction, J magnetic polarization, M magnetization, and μ_0 vacuum permeability with the value of $4\pi\times10^{-7}$ H/m. The units of B and J are Tesla (T) and those of H and M are A/m.

$$1\ \text{Tesla} = 10^4\ \text{Gauss}$$

In magnetic cores, the magnetic flux density can be calculated using effective area Ae:

$$\hat{B} = \frac{0.225V}{fNA_e}\ \text{For sine wave}$$

Where V is electric potential in volt，f frequency in H_z，N turn number，B in mT and A_e in m^2.

3、Saturation magnetization, remanent magnetization, and coercivity.

Besides the linear relation between B and H in vacuum，B behaviors a nonlinear relation as H in magnetic materials displaying the hysteresis shown in the figure.

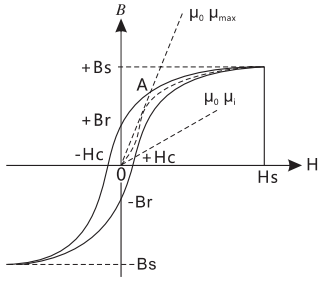

In the figure. Bs is saturation induction, Br residual induction, Hc coercivity and Hs saturation field. Differem magnetic materials display various hysreresis leading to different Bs, Br, Hc, and Hs.

4、Permeability

(1) $\frac{B}{H}=\mu_0(1+\frac{B}{H})=\mu_{absolute}$ called absolute permeability with dimension.

(2) $\frac{B}{H}=\mu_0\mu_r$, μ_r where μ_r is called relative permeability, which is a pure number without dimension.

Usually we use the relative permeability, neglecting the footnote r.

(3) $\frac{1}{\mu_0}\frac{\Delta B}{\Delta H_{(\Delta H\to 0)}}=\mu_i$ is called initial permeabilifty. It depends on temperature and frequency.

The measurement of μ_i should be made in a closed magnetic circuit at certain temperature and frequency in a very weak applied field. In measurement, it requires that the change of magnetic flux density (ΔB) induced by ΔH should be less than 1mT, generally B=0.1mT.

(4) For unclosed magnetic circuit with a gap, measured permeability is called effective permeability expressed as:

$$\frac{\mu_i}{1+g\mu_i/l_e}=\mu_e$$

Where g is the length of the gap. And l_e the effective length of the magnetic circuit. It notes that this equation only an approximation of μ_e for the small gap. For large gap. the effective permeability will larger than calculated using above equation.

(5) When an applied field H is larger without a DC bias field, it induces the magnetic flux density B, in which

$\mu_a=\frac{1}{\mu_0}\frac{B}{H}$, is called amplitiude permeability.

(6) When an alternate field with a DC bias field, the permeability. $\mu_\Delta=\frac{1}{\mu_0}\left[\frac{\Delta B}{\Delta H}\right]_{H_{DC}}$

is called incremental permeability, For the electric inductance measured in the AC field superposed with a bias DC field, the permeability is probably also the incremental permeability.

(7) The permeability in above (1) -(6) are all obtained in the low frequency or near to DC situation. When the frequency is high, the permeability is complex.

In serial circuit , $\mu=\mu'_s-j\mu''_s$

In parallel circuit , $\frac{1}{\mu}=\frac{1}{\mu_p}-\frac{1}{j\mu_p}$

μ'_s , μ''_s , μ'_p , μ''_p , are all the functions of frequency

5、Impedance

Inductive impedance in an electric inductance is $X_L=j\omega L$, and condenser impedance in a condenser is $X_C=\frac{1}{j\omega C}$, These two are generally called electrical impedance. Adding pure resistance R , they are in all called impedance. In magnetic devices, we only consider inductive impedance and pure resistance for the issue of relative low frequency, neglecting condenser impedance. There is the difference between serial and parallel circuit.

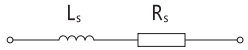

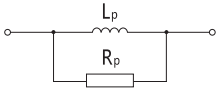

Series representation
Series reparesentation $Z_s=R_s+j\omega L_s$

Parallel reparesentation
Parallel reparesentation $Z_p=\frac{1}{1/(j\omega L_p)+1/R_p}$

Z_s and Z_p depend on frequency, and their characteristics are called impedance frequency characteristics and related to the frequency characteristics of magnetic materials, and they are connected with winding parameters. In complex permeability, its frequency characteristics is determined by the frequency characteristics of both μ' and μ" actually, the impedance frequency characteristic is the characteristic of the magnetic device but the characteristic of material.

6、Loss factor

Loss factor indicates the loss property of material in small signal. It induces phase shift of signal due to magnetic core loss, which can be expressed as :

$$tg\delta_m=\frac{R_s}{\omega L_s}=\frac{\mu'_s}{\mu''_s} \text{ or } tg\delta_m=\frac{\omega L_p}{R_p}=\frac{\mu'_p}{\mu''_p}$$

Where $tg\delta_m$ is called loss factor indicating the ratio of loss power and input power. Because magnetic core loss induces hysteresis loss, eddy loss, and residual loss, the loss factor can be expressed as : $tg\delta_m=tg\delta_h+tg\delta_e+tg\delta_r$, where $tg\delta_h$, $tg\delta_e$, and $tg\delta_r$ is called hysteresis loss factor, eddy loss factor, and residual loss factor respectively (see the following figure).

7、Specific loss factor

$\frac{tg\delta_m}{\mu_i}$ or $\frac{tg\delta}{\mu_i}$ is called specific loss factor, which is independent of geometrical size of material, indicating small signal loss characteristic of the material.

8、The influence of gap

When the magnetic circuit is unclosed with a gap, the loss factor is called gap loss factor $(tg\delta)_{gap}$, the relation brtween gap loss factor and loss factor without the gap is:

$$\frac{(tg\delta)_{gap}}{\mu_e-1}=\frac{tg\delta}{\mu_i-1}$$

Because μ_e、$\mu_i>>1$, the above equation becomes $\frac{(tg\delta)_{gap}}{\mu_e}=\frac{tg\delta}{\mu_i}$, i.e $(tg\delta)_{gap}=\frac{tg\delta\cdot\mu_e}{\mu_i}$

Where $\mu_e<\mu_i$, It is clear that $(tg\delta)_{gap}>tg\delta$, Q value increasing

After the gap is made, the internal magnetic intensity of core decreases in large scale, form the formula $H_i=H_e-H_d=H_e-NM$, we could see when demagnetizing factor N increases, H_i will decrease on the contrary.

Here he is the magnetic field produced by the, winding witlz current ($He=\frac{NI}{le}$), m is intensity of magnetization, demagnetising factor is 0-4π, if magnetic circuit is closed, N=0, when the gap is bigger, demagnetising factor is bigger, and it is the same on the contrary. Gap-making will increase the stability of magnetic field and temperature.

9、Quality factor Q

When magnetic device is used as electric inductance in wave filter, its property is usually characteriaed, using quality factor Q.

$$Q=\frac{1}{tg\delta}=\frac{\omega L}{R_{tot}}$$

When Rtot is total resistance including coil and core resistance. Rtot indicates loss including magnetic core loss and copper wire loss. Q value is cloesly related to frequency and coil parameters.

10、Power loss in large signal field

In large singnal field, magnetic core loss can be expressed as: $P_m=P_h+P_e+P_r$,
When P_h, P_e, and P_r indicate hysteresis loss, eddy loss and residual loss respectively. In power ferrite, P_m is often used to analyze power loss, interpreted as dividing the total power loss and then analysing the cause and cores of power loss.

11、Temperature coefficient and specific temperature coefficient.

Temperatuer factor is: $\alpha_{\mu i}=\frac{\mu_{i2}-\mu_{i1}}{\mu_{i1}}\times\frac{1}{T_2-T_1}$ Where μ_{i1}, μ_{i2} indicate initial permeability at T_1, T_2 respectively.

Sepcific temperature factor is: $\alpha_{\mu ir}=\frac{\alpha_{\mu i}}{\mu_{i1}}=\frac{\mu_{i2}-\mu_{i1}}{(\mu_{i1})^2}\times\frac{1}{T_2-T_1}$

$\alpha_{\mu i}$ and $\alpha_{\mu ir}$ all indicate temperature stability of permeability.

12、Dropping coefficient and specific dropping coefficient.

Dropping coefficient is: $D_A=\frac{\mu_{i1}-\mu_{i2}}{\mu_{i1}}\times\frac{1}{lg(t_1/t_2)}$

Where μ_{i1}, μ_{i2} indicate initial permeability at the same temperature at different time t_1, t_2 respectively.

Sepcific dropping coefficient is: $D_F=\frac{D_A}{\mu_{i1}}=\frac{\mu_{i1}-\mu_{i2}}{\mu_{i1}^2}\times\frac{1}{lg(t_1/t_2)}$

Both D_A and D_F indicates the change under the influence of magnetic interference and mechanical lash.

13、Electric inductance factor AL

The inductance value of an electric inductance or a transformer with N turn coils is L. It defines that $AL=\frac{1}{N^2}$

When the unit AL is $\frac{nH}{N^2}$, taking N=100 commonly, but sometimes the parameter of AL is not used, because when the turns of winding are too many and in circumstance of closed magnetic circuit the magaetic flied is likely to enter resonance area or approach saturation area.

$$T_S=\left[\frac{Set\ L(nH)}{AL\ (nH/N)^2}\right]^{1/2}$$

When without the gap, $\mu_i=\frac{C_1}{0.4\pi}AL$, where C_1 of core parameter is mm^{-1}, AL is $\frac{nH}{N^2}$

AL value is related to the size and surface roughness of the gap. If known AL value and magnetic core size, one can easily obtain permeability mi used material.

14、Static field effect -DC superposition

When an alternate field and a DC field act on a magnetic core simultaneously, it is called static magnetic influence. Sometimes it is call DC superposition.

When there is a sine field with the amplify of ΔH/2 acting on a DC field in the magnetic core, the applied fields is

$$H=H_{DC}+\frac{\Delta H}{2}\sin\omega t$$

Due to sine field, the change of magnetic flus density shows a small hysteresis loop in the large one and its peak value is ΔB/2 (See the following figures). The average slope of the small hysteresis loop is incremental permeability (as mentioned above):

$$\mu_\Delta=\frac{1}{\mu_0}\left[\frac{\Delta B}{\Delta H}\right]_{H_{DC}}$$

Where the sine field is called applied and field DC field called displacing field or bias field. The incremental permeability changes as displacing field. The measurement of DC superposition characteristic is to measure the incremental permeability in DC displacing field and to compare it to that measured without DC displacing field. There are two typical small hysteresis loops for different alternate fields (shown in the following figures).

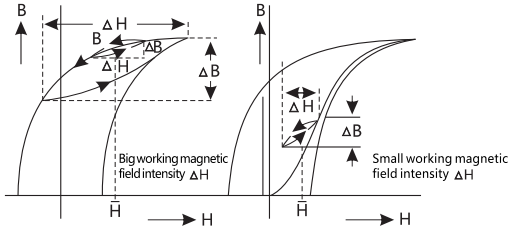

Where is the hysteresis loop, After folding between DC magnetic field and AC field with ΔH/2

From them one can know the relationship between the superposing characteristic and material property. The superposing characteristic is very important due to the existence of DC in many electric circuits.

15、Curie temperature

Curie temperature is the transition temperaure of magnetic materials from ferromagnetism to paramag-netism. There are several methods to determine Curie temperature. The method used by TDG is shown as the following figure.

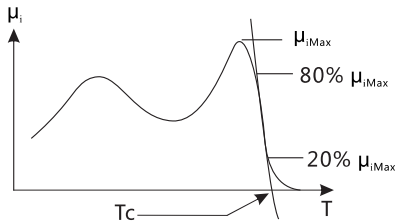

As temperature increases, one can find the two points with the perme-ability falling down to 80% μ_{iMax} and 20% μ_{iMax} respectively. Connecting the two points and extrapolating the line to T axis, the point of intersection is curie temperature.

原料检测 Raw Material Test

ICP 等离子发射光谱仪
ICP-OES

X 荧光分析仪
X-ray Fluorescence Analyzer

性能测试 Performance Test

HP 4284A 精密LCR测试仪
HP 4284A Precision LCR Meter

B-H 分析仪
B-H Analyzer

网络频谱阻抗分析仪
Network/Spectrum/Impedance Analyzer

ATS-1 THD测试仪
THD Analyzer

MATS 软磁直流测试仪
MATS Soft Magnetic DC Tester

可靠性实验测试 Reliability Test

电动振动台
Electric Vibrator

高低温试验箱
High-Low Temperature Test-Box

金相显微镜
Metallographic Microscope

高低温冷热冲击箱
High-Low Temperature Thermal Shock Box

高低温交变湿热箱
High-Low Temperature Alternating Test-Box

磁心雕刻机
Carving