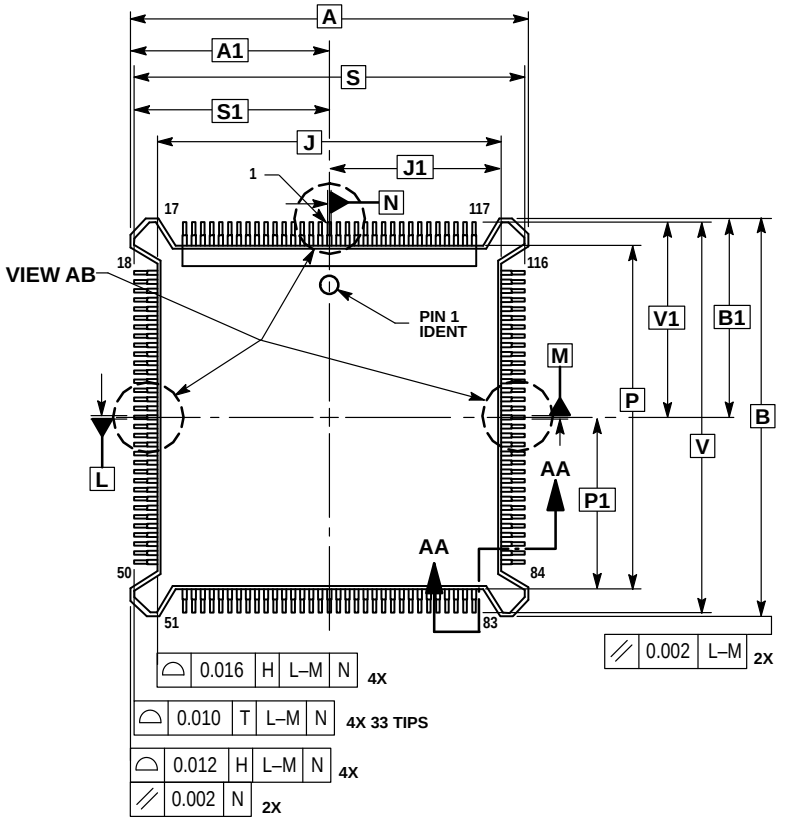

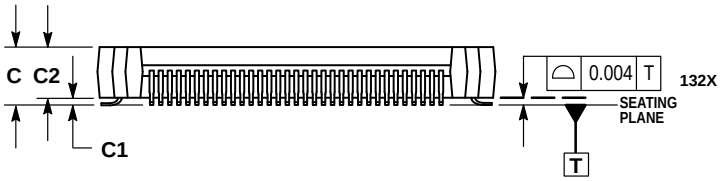

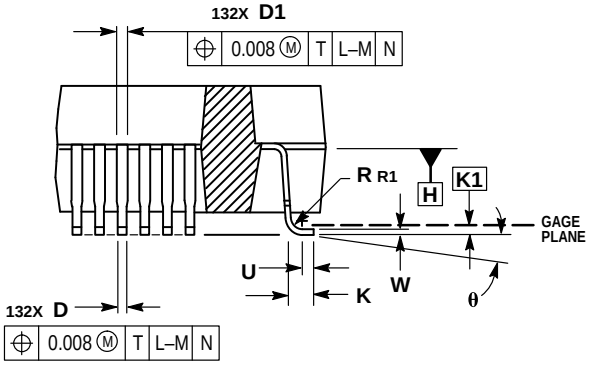

SECTION AA–AA

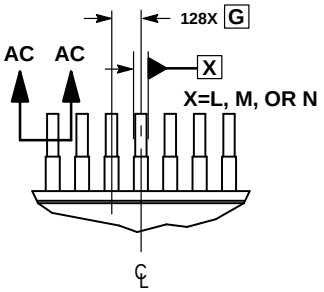

VIEW AB

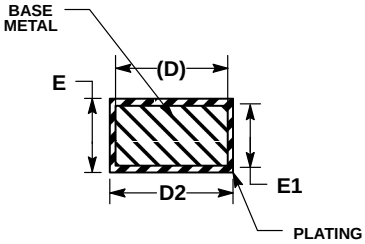

SECTION AC–AC

NOTES:
1. DIMENSIONING AND TOLERANCING PER ASME Y14.5M, 1982.
2. DIMENSIONS IN INCHES.
3. DIMENSIONS A, B, J, AND P DO NOT INCLUDE MOLD PROTRUSION. ALLOWABLE MOLD PROTRUSION FOR DIMENSIONS A AND B IS 0.007, FOR DIMENSIONS J AND P IS 0.010.
4. DATUM PLANE H IS LOCATED AT THE UNDERSIDE OF LEADS WHERE LEADS EXIT PACKAGE BODY.
5. DATUMS L, M, AND N TO BE DETERMINED WHERE CENTER LEADS EXIT PACKAGE BODY AT DATUM H.
6. DIMENSIONS S AND V TO BE DETERMINED AT SEATING PLANE, DATUM T.
7. DIMENSIONS A, B, J, AND P TO BE DETERMINED AT DATUM PLANE H.
8. DIMENSION F DOES NOT INCLUDE DAMBAR PROTRUSIONS. DAMBAR PROTRUSION SHALL NOT CAUSE THE LEAD WIDTH TO EXCEED 0.019.

	INCHES	
DIM	MIN	MAX
A	1.100 BSC	
A1	0.550 BSC	
B	1.100 BSC	
B1	0.550 BSC	
C	0.160	0.180
C1	0.020	0.040
C2	0.135	0.145
D	0.008	0.012
D1	0.012	0.016
D2	0.008	0.011
E	0.006	0.008
E1	0.005	0.007
F	0.014	0.014
G	0.025 BSC	
J	0.950 BSC	
J1	0.475 BSC	
K	0.034	0.044
K1	0.010 BSC	
P	0.950 BSC	
P1	0.475 BSC	
R1	0.013 REF	
S	1.080 BSC	
S1	0.540 BSC	
U	0.025 REF	
V	1.080 BSC	
V1	0.540 BSC	
W	0.006	0.008
θ	0°	8°

CASE 831A–02
ISSUE C

DATE 01/16/96