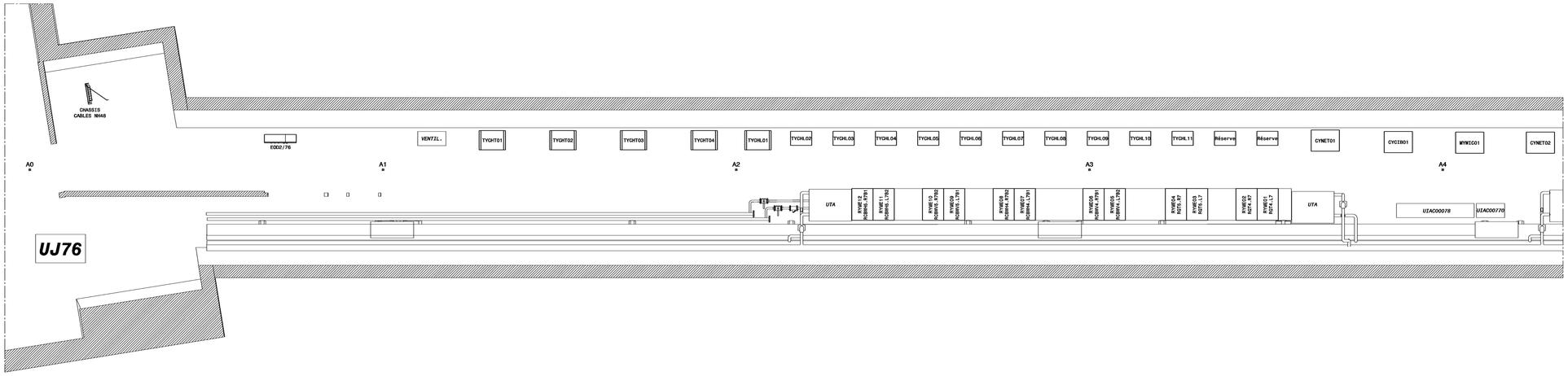

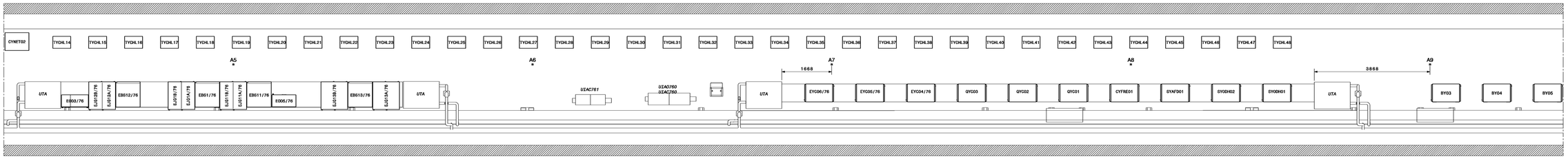

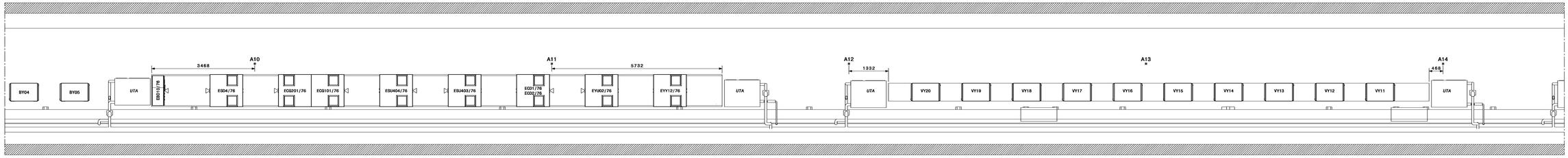

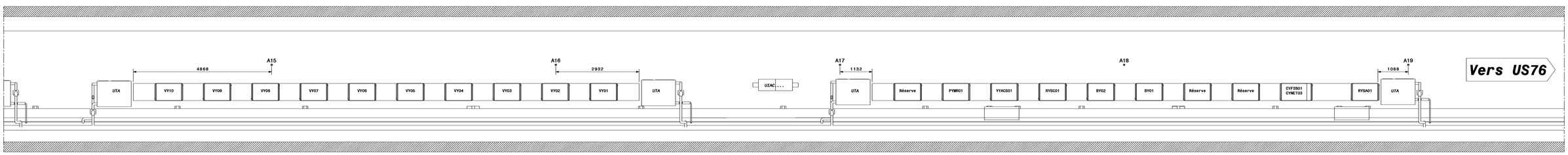

IND.	DATE	NOM/NAME	ZONE	MODIFICATION
F	2019-08-28	P. ORLANDI		AJOUTS RACKS BY03, BY04 ET BY05
E	2012-05-03	P. ORLANDI		Nouvelle implantation
D	2010-10-01	P. ORLANDI		ORDONNANCEMENT DES RACKS
C	2009-01-27	P. ORLANDI		NOUVELLE IMPLANTATION
B	2007-03-15	P. ORLANDI		DEPLACEMENT CLOISON VENTIL. ET EBS21/76 EN UJ76

DESSIN, FLUIDES, TOLERANCES
DRAWING, FLUIDS, TOLERANCES
ZEICHNUNG, FLUIDE, TOLERANZEN
ACCORDING TO ISO 8015/ISO

REGISTER

DRAWING, INFORMATION, TOLERANCES
ACCORDING TO ISO 8015/ISO

DRAWING NO 1 & NO 2 CONTAIN INFORMATION ON THE ELECTRICAL EQUIPMENT AND ELECTRICAL CABLES WITHIN THE SCOPE OF THE DRAWING NO 1 & NO 2 ONLY.

DRAWING NO 3 CONTAINS INFORMATION ON THE ELECTRICAL EQUIPMENT AND ELECTRICAL CABLES WITHIN THE SCOPE OF THE DRAWING NO 3 ONLY.

EQUIPMENT LAYOUT IN BUILDINGS AND STRUCTURES

EQUIPMENTS LAYOUT IN UJ76
IMPLANTATION DES EQUIPEMENTS IN UJ76

SCALE 1:50

DRAWN	P. ORLANDI	2005-10-05
CHECKED		
RELEASED		
APPROVED		
CAD Document Number	ST0180612_02	
REPLACES		

NOT VALABLE FOR EXECUTION
NOT VALID FOR EXECUTION

GAC - LHCEY 7009 SIZE 0 IND. F

DRAWING INFORMATION PROVIDED FOR DISCUSSION ONLY
DRAWING NOT VALID FOR EXECUTION
DRAWING NOT VALID FOR CONSTRUCTION
DRAWING NOT VALID FOR INSTALLATION
DRAWING NOT VALID FOR ACCEPTANCE
DRAWING NOT VALID FOR MAINTENANCE
DRAWING NOT VALID FOR OPERATION